

# **AER Subcommittee Meeting**

## **March 31, 2022**

## **Table of Contents**

1. Agenda – March 31, 2022
2. AER Subcommittee Meeting Minutes – September 28, 2021
3. Ordinance Excerpts
4. M2 Expenditure Report Template
5. FY 2020-21 Maintenance of Effort (MOE) Benchmarks
6. Sales Tax Receipt and Distribution Schedule
7. FY 2020-21 M2 Expenditure Reports by Local Jurisdiction
8. AER Subcommittee Checklist

## **Agenda – March 31, 2022**



## Annual Eligibility Review Subcommittee

---

### Committee Members

Douglas Gillen	District 1
Andrew Ramirez	District 1
Joseph McCarthy	District 3
Douglas Anderson	District 5
Shannon O'Toole	District 5

Orange County Transportation Authority  
550 South Main Street  
Orange, California  
**March 31, 2022 at 5:30 p.m.**

### Staff

Alice Rogan	Director, External Affairs
Adriann Cardoso	Department Manager, Capital Programming
Christina Byrne	Department Manager, Public Outreach
Harry Thomas	Project Manager, Strategic Planning
Charvalen Alacar	Section Manager, M2 Local Programs
Paul Rodriguez	Rodriguez Consulting Group, Consultant
Cynthia Morales	Transportation Funding Analyst, M2 Local Programs

*Any person with a disability who requires a modification or accommodation in order to participate in this meeting should contact the Measure M2 Local Programs section, telephone (714) 560-5905, no less than two (2) business days prior to this meeting to enable OCTA to make reasonable arrangements to assure accessibility to this meeting.*

*Agenda descriptions are intended to give members of the public a general summary of items of business to be transacted or discussed. The posting of the recommended action(s) does not indicate what action(s) will be taken. The Committee may take any action which it deems to be appropriate on the agenda item and is not limited in any way by the notice of the recommended action.*

*All documents relative to the items referenced in this agenda are available for public inspection at [www.octa.net](http://www.octa.net) or through the Measure M2 Local Programs office at the OCTA Headquarters, 600 South Main Street, Orange, California.*

### **Guidance for Public Access to the Annual Eligibility Review Subcommittee Meeting**

*On September 16, 2021, Governor Gavin Newsom signed into law AB 361 authorizing a local legislative body to hold public meetings via teleconferencing and make public meetings accessible telephonically or electronically to all members of the public due to the state and local State of Emergency resulting from the threat of Novel Coronavirus (COVID-19).*

*Members of the public can listen to AUDIO live streaming of the Committee meetings by clicking the link below:*

<http://www.octa.net/About-OCTA/Who-We-Are/Board-of-Directors/Live-and-Archived-Audio>

*Members of the public may address the Committee regarding any item in two ways:*

#### Real-Time Comment

*To provide a real-time public comment during the meeting, please access the Zoom at:*

<https://us02web.zoom.us/j/83811611918>

#### **Dial-In Info:**

(669) 900-6833

(346) 248-7799

Meeting ID: 838 1161 1918

---



Speakers will be recognized by the Chair at the time the agenda item is to be considered. A speaker's comment shall be limited to three minutes. Anyone causing disruption can be removed from the meeting at the discretion of the Chair.

### Written Comments

Written public comments may be submitted for the meeting by emailing them to [publiccomments@octa.net](mailto:publiccomments@octa.net). If you wish to comment on a specific agenda item, please identify the item number in your email. General public comments will be addressed during the general public comment item on the agenda and read into the record. In order to ensure that staff has the ability to provide comments to AER Subcommittee members in a timely manner, please submit public comments by 1:30 p.m. Thursday, March 31, 2022.

### Call to Order and Self Introductions

1. **Approval of September 28, 2021 Annual Eligibility Review Subcommittee Minutes** – Chair
2. **Measure M2 Expenditure Reports** – Sean Murdock
3. **Eligibility Review Next Steps** – Cynthia Morales
  - *AER Subcommittee members must complete, sign, and return AER review checklist to OCTA by April 1, 2022. OCTA will then prepare a staff report to the Taxpayer's Oversight Committee (TOC), which will include a summary of discussions and confirmation of the Subcommittee's receipt and review of M2 Expenditure Reports.*
  - **Tuesday, April 12, 2022**  
*The AER Subcommittee's M2 Expenditure Report review will be presented by the AER Subcommittee Chair to the TOC meeting for affirmation of the TOC's receipt and review of M2 expenditure Reports.*
  - **Monday, June 6, 2022 and June 13, 2022**  
*Local agencies' eligibility pertaining to M2 Expenditure Reports will then be considered by the OCTA Regional Planning & Highways (RP&H) Committee on Monday, June 6, 2022 and OCTA Board of Directors on June 13, 2022, as is required for local agencies to continue receiving Measure M2 net revenues.*
4. **Staff Comments**
5. **Public Comments**
6. **Adjournment**

*The next meeting of this Subcommittee is anticipated to be held in Fall 2022 and will be scheduled at a later date.*

---

# **AER Subcommittee Meeting Minutes**

## **September 28, 2021**

**Voting Members Present:**

Douglas Gillen	District 1
Andrew Ramirez	District 1
Joseph McCarthy	District 3
Douglas Anderson	District 5
Shannon O'Toole	District 5

**Staff Present:**

Adriann Cardoso  
Alice Rogan  
Christina Byrne  
Harry Thomas  
Joe Alcock  
Gregory Nord  
Jared Hill  
Kelsey Imler  
Paul Rodriguez, OCTA Consultant

**Call to Order and Self Introductions**

The September 28, 2021 meeting of the Annual Eligibility Review (AER) Subcommittee was called to order by Ms. Imler at 5:30 p.m.

**1. Selection of AER Subcommittee Chair**

Mr. Alcock provided an overview of the primary duties of the AER Subcommittee Chair, noting that they primarily consisted of chairing meetings and reporting back to the Taxpayer Oversight Committee (TOC).

AER Subcommittee members were then given the opportunity to express interest in the position. Mr. Anderson voiced an interest in the position.

A motion was then made by Mr. McCarthy, to approve Mr. Anderson as Chair. The motion was seconded by Ms. O'Toole and was declared passed by all Subcommittee members present.

**2. Approval of the March 25, 2021 AER Subcommittee Minutes**

A motion to approve the AER Subcommittee's meeting minutes from the March 25, 2021 meeting was made by Mr. McCarthy. The motion was seconded by Mr. Gillen and was declared passed by those Subcommittee members present.

**3. Measure M2 Eligibility Overview**

Ms. Imler provided an overview of the Measure M2 (M2) Eligibility review process and described the M2 eligibility components, which were due for this phase of the eligibility cycle.

Ms. O'Toole stated that a lot of what she was looking at was self-reporting that local agencies had complied. She asked if the audit committee looks deeply into the actual activities after this.

Ms. Imler stated correct. She stated that for the 13 requirements, there are a variety of ways that OCTA will review, with the AER and TOC committees being some of them. She also stated that all requirements are subject to audit and so, the audit subcommittee can choose to audit any of the 13 requirements, which can then verify the self-certification component of these requirements.

Ms. O'Toole asked how often audits take place for these requirements.

Ms. Imler stated that audits for local agencies are usually cycled through every three to five years.

Ms. O'Toole asked if that was when we look at what's behind local agencies' self-reporting. Ms. Imler stated correct.

Ms. Rogan stated that the audit subcommittee does not themselves go in and audit, an external auditor goes in, and audits preselected cities, between seven and ten, on a rotational cycle that counts up every two to three years. She stated that those results are then presented to the audit subcommittee that reviews them, and the total results get passed along to the full committee.

#### 4. Congestion Management Program Review

Mr. Nord provided an overview of M2 Congestion Management Program eligibility requirements and submittals.

Mr. Anderson asked if the process for adding additional intersections to the CMP is at the city's request or does the agency do that.

Mr. Nord stated that it can be requested by the city; there was an instance in which an intersection was split into two intersections at one point, and we were able to add those as separate intersections. He stated there is a process for this, and it would involve OCTA's internal review along with communication with the cities that have the intersections within their jurisdictions.

Mr. Gillen stated that on page four, question two of the city of Westminster's submission, the city checked both Yes and No. Mr. Gillen asked what should be done with that.

Mr. Nord stated that OCTA would assume this would be an error and will follow-up with the City of Westminster to get clarification.

A motion was then made by Mr. Gillen, seconded by Mr. McCarthy, and was declared passed by those Subcommittee members present, to affirm receipt and review of all 35 local agencies' Congestion Management Program submittals consistent with the current M2 Eligibility submittal requirements, with the provision we receive the additional clarification on Westminster's submittal.

#### 5. Mitigation Fee Program

Mr. Rodriguez, OCTA consultant, provided an overview of M2 Mitigation Fee Program eligibility requirements and submittals.

A motion was then made by Mr. McCarthy, seconded by Ms. O'Toole, and was declared passed by those Subcommittee members present, to affirm receipt and review of all 35 local agencies' Mitigation Fee Program submittals consistent with the current M2 Eligibility submittal requirements.

#### 6. Pavement Management Plan (PMP) Review

Mr. Rodriguez, OCTA consultant, provided an overview of M2 Pavement Management Plan (PMP) eligibility requirements and submittals.

Mr. Gillen asked given Anaheim's amount of budget, why are all their roads only laid in fair.

Ms. O'Toole asked if inspections, every six years, for local streets has been working well or is adequate.

Mr. Rodriguez stated that Anaheim has a substantial network and a large budget. He stated that they are showing in the fair condition, which is acceptable, and in the last round, they have declined slightly over prior rounds. He stated that in this round they have been improving, but part of the challenge for city council is managing their budgets across all divisions and needs of the city. He also stated that when there are funding opportunities, OCTA does see an uptake in investing in pavement and when there is not enough revenue, they may need to defer. He stated that there is a process in the PMP that it is a decision tool that allows them to decide when the best strategic time for improving. He stated that a

facility that needs complete reconstruction will need reconstruction this year as well as next year, if they are likely to have more revenues available next year, that is when they will defer it too.

Mr. Rodriguez stated in response to Ms. O'Toole's question that the six years is related to the local facilities specifically. He stated that jurisdictions are responsible for their pavement maintenance and must present that information to their city council as their city councils are making budgeting decisions based on the data they are receiving. He stated that those jurisdictions that have the ability will make decisions to look at roadways more frequently or less frequently, as needed. He also stated that jurisdictions have the ability to look at that more often, but at a minimum, they have to look at it every six years in the local streets specifically.

Mr. Gillen stated that Los Alamitos has two categories which are poor and very poor. He asked if Los Alamitos has a plan in place to fix this.

Mr. Rodriguez stated that the Pavement Management Plan serves as a plan to address their needs and staff has been communicating with each of the local agencies and, when they are showing degradation. He stated that in past AER subcommittees active review of progress had been seen and had occasions where cities might have a slight decline from one reporting period to another. He stated that all agencies know this is an item that comes to the AER and that they should be prepared to respond to questions or concerns OCTA has expressed. He also stated that the agencies Pavement Management Plan serves as their strategic plan.

Mr. McCarthy asked what happens if an agency does not comply. He asked if there is a certain point in which OCTA has to provide more guidance or direction.

Mr. Rodriguez stated there is no mechanism that enables OCTA to oversee or take on pavement maintenance for a local agency. He stated that the city council is responsible for these decisions as this is a public process they need to be recommending to their councils to the degree that they can, in order to exercise caution and prudent investment in their pavement system. He stated OCTA would not find them ineligible if their pavement is degrading, but would find them ineligible if they are not using the tools available for the planning purposes. He also stated that ultimately it is the city council that is responsible for the delivery of improvements and the public works department for the budgeting of those improvements.

Mr. McCarthy asked if there is no opportunity where you look at a city in which they spend money on other types of projects that are deemed less of a priority, from the AER subcommittee standpoint, there is nothing to be done if their priorities are misguided.

Ms. Rogan stated that the way Measure M Ordinance is written, it is up to local jurisdictions to know what is best for their communities. She stated that if funding police is more important than their pavement, it is nowhere in the Ordinance where the TOC or OCTA can tell the city what their priorities should be. She stated that in the past, there was a city, Fullerton, in which the Annual Eligibility subcommittee did put together a letter to the city of Fullerton that staff passed on, sharing their concern that the city do a better job of keeping their pavement managed. She asked Mr. Rodriguez if he remembers this.

Mr. Rodriguez stated Fullerton and Placentia. He stated that Placentia has adopted a sales tax measure that generates additional revenue towards pavement, safety, and other investments within the city as they felt that the gas tax, Measure M, sales tax, and other revenue sources were insufficient to address all city needs.

Ms. Rogan responded to Mr. McCarthy that on your behalf, we can share your concerns with public works staff at whichever city you are concerned about. She stated that you have a little bit of an ability to do something there, but in terms of OCTA having to withhold funds because a city's pavement numbers are not good, there is nothing in the Ordinance that allows for that.

Mr. McCarthy asked in the case of Los Alamitos, as a committee, are those statistics worth sending over any of our concerns on or is that something that would be better to wait for the next cycle and see in the next meeting.

Ms. Rogan stated that this is at the discretion of the subcommittee members.

Mr. Rodriguez stated that OCTA is in the middle of an annual Call for Projects under Project O and has done outreach to all local agencies. He stated he had a discussion with Los Alamitos to determine whether or not they were anticipating submitting an application. He stated that he did highlight for them, based on their declination of what we are projecting on the PCI, they do not qualify for that ten percent incentive on match funding. He also stated that he highlighted that this is an item that comes to the AER subcommittee, and this has been a concern in the past with other local jurisdictions and that it was highly likely somebody would bring this up. He stated that he felt the city engineer understood that and that they were frustrated by the lack of revenues to be able to dedicate towards payment and hope to be able to turn that around. He stated that Los Alamitos is aware of the public perception and OCTA's concern. He also stated that OCTA's staff is not shy in using and holding up the TOC in particular, when looking at issues requiring a firm hand or a little bit more thoughtful or strategic investment and that we always point to this group in looking and ensuring that investments are made strategically and wisely.

Ms. Rogan stated that she suggests there should be motion for the subcommittee to direct staff to share their concerns over these numbers with the city of Los Alamitos

Mr. McCarthy stated that if he has to make a motion for that, it is fine. He asked Mr. Rodriguez if he already had this discussion.

Mr. Rodriguez stated yes. He stated that he would like to clarify that in speaking with these agencies, he does not speak for the AER subcommittee, nor in these types of issues when giving them suggestions is he speaking on behalf of OCTA. He stated he is calling on behalf of outreach. He also stated that he notified the agency that they will not qualify for the incentive, that the AER Subcommittee is tracking their progress, and that the AER has historically looked at these types of issue and may have questions for Los Alamitos in what their future plans are.

Mr. McCarthy stated that his feeling is that perhaps since Mr. Rodriguez has talked from the standpoint of the agency, maybe that's good enough for now and would be something to look at to see if anything has changed in our next meeting.

Ms. O'Toole stated she agrees with that summary and give them a chance to respond.

Ms. Rogan stated that we can reflect this discussion in the minutes of this meeting.

A motion was then made by Ms. O'Toole, seconded by Mr. Gillen, and was declared passed by those present, to find all 14 local agencies' PMP submittals consistent with the current Measure M2 Eligibility submittal requirements.

## 7. Eligibility Review Next Steps

Ms. Imler asked the AER Subcommittee members to complete their AER review checklist materials and return them to OCTA staff by October 1, 2021.

Ms. Imler then stated that OCTA will prepare a staff report for the October 12, 2021 TOC meeting which will include a summary of the meeting's discussion and confirmation of the AER Subcommittee's affirmation of receipt and review of all required M2 eligibility submittals.

Ms. Imler stated that after the item goes to the TOC, it will be submitted to the OCTA Regional Planning & Highways Committee on December 6, 2021 and OCTA Board of Directors on December 13, 2021 for approval, as is required for local agencies to continue receiving M2 net revenues.

Mr. Gillen asked if we should wait on the Westminster situation.

Mr. Alcock stated that OCTA will follow up with Westminster and get the updated CMP form from them and then distribute that to you when Ms. Imler follows up for signatures.

**8. Staff Comments**

There were no staff comments.

**9. Public Comments**

There were no public comments.

**10. Adjournment**

It was noted that the next AER Subcommittee meeting is anticipated to be held in spring 2022 to review M2 Expenditure Reports.

A motion to adjourn the meeting was made by Mr. Anderson. The motion was seconded by Mr. McCarthy, and was declared passed by those present. The meeting was adjourned at 6:22pm with no further discussion.

# Ordinance Excerpts



1 separate allocations, shall be defined as “Net Revenues” and shall be allocated solely for  
2 the transportation purposes described in the Ordinance.

### 3 SECTION 5. BONDING AUTHORITY

4 “Pay as you go” financing is the preferred method of financing transportation  
5 improvements and operations under the Ordinance. However, the Authority may use bond  
6 financing as an alternative method if the scope of planned expenditures makes “pay as you  
7 go” financing unfeasible. Following approval by the electors of the ballot proposition  
8 authorizing imposition of the transactions and use tax and authorizing issuance of bonds  
9 payable from the proceeds of the tax, bonds may be issued by the Authority pursuant to  
10 Division 19 of the Public Utilities Code, at any time before, on, or after the imposition of  
11 taxes, and from time to time, payable from the proceeds of the tax and secured by a pledge  
12 of revenues from the proceeds of the tax, in order to finance and refinance improvements  
13 authorized by the Ordinance.

### 14 SECTION 6. MAINTENANCE OF EFFORT REQUIREMENTS

15 It is the intent of the Legislature and the Authority that the Net Revenues allocated to  
16 a jurisdiction pursuant to the Ordinance for street and road projects shall be used to  
17 supplement existing local discretionary funds being used for transportation improvements.  
18 Each jurisdiction is hereby required to annually maintain as a minimum no less than the  
19 maintenance of effort amount of local discretionary funds required to be expended by the  
20 jurisdiction for local street and road purposes pursuant to the current Ordinance No. 2 for  
21 Fiscal Year 2010-2011. The maintenance of effort level for each jurisdiction as determined  
22 through this process shall be adjusted effective July 1, 2014 and every three fiscal years  
23 thereafter in an amount equal to the percentage change for the Construction Cost Index  
24 compiled by Caltrans for the immediately preceding three calendar years, providing that  
25 any percentage increase in the maintenance of effort level based on this adjustment shall  
26 not exceed the percentage increase in the growth rate in the jurisdiction’s general fund  
27 revenues over the same time period. The Authority shall not allocate any Net Revenues to  
28 any jurisdiction for any fiscal year until that jurisdiction has certified to the Authority that it

1 has included in its budget for that fiscal year an amount of local discretionary funds for  
2 streets and roads purposes at least equal to the level of its maintenance of effort  
3 requirement. An annual independent audit may be conducted by the Authority to verify that  
4 the maintenance of effort requirements are being met by the jurisdiction. Any Net  
5 Revenues not allocated pursuant to the maintenance of effort requirement shall be  
6 allocated to the remaining eligible jurisdictions according to the formula described in the  
7 Ordinance.

8 In order to address the impacts of the novel coronavirus pandemic (commonly  
9 referred to as COVID-19), for fiscal year (FY) 2019-20, jurisdictions shall comply with all  
10 submittal requirements under the ordinance, including, but not limited to, those  
11 requirements under Attachment B (III) - Requirements for Eligible Jurisdictions, but will not  
12 be required to meet the required maintenance of effort (MOE) amount for that particular  
13 jurisdiction for the FY 2019-20. For FY 2020-21, jurisdictions shall be required to comply  
14 with all submittal requirements under the ordinance, including, but not limited to, those  
15 requirements under Attachment B (III) - Requirements for Eligible Jurisdictions, but shall  
16 only be required to meet the MOE amount for that particular jurisdiction for the FY at the  
17 same proportional share of streets and roads expenditures to general fund revenues based  
18 upon the proportion of the FY 2020-21 MOE benchmark to general fund revenues that were  
19 reported in their respective Comprehensive Annual Financial Report for FY 2018-19.  
20 Jurisdictions are encouraged to use their best efforts during FY 2019-20 and FY 2020-21 to  
21 meet original MOE levels.

## 22 SECTION 7. ADMINISTRATION

23 The Authority shall allocate Revenues to fund facilities, services and projects as  
24 specified in the Ordinance, and shall administer the Ordinance consistent with the authority  
25 cited. Revenues may be expended by the Authority for salaries, wages, benefits, and  
26 overhead and for those services, including contractual services, necessary to carry out its  
27 responsibilities pursuant to Division 19; however, in no case shall the Revenues expended  
28 for salaries and benefits of Authority administrative staff exceed more than one percent

1 and phasing of capital, operations and maintenance of the street routes and traffic signals;  
2 and include information on how the street routes and traffic signals may be synchronized  
3 with traffic signals on the street routes in adjoining jurisdictions. The Local Traffic Signal  
4 Synchronization Plan shall be consistent with the Traffic Signal Synchronization Master  
5 Plan.

6                   7.     Pavement Management Plan. Adopt and update biennially a  
7 Pavement Management Plan, and issue, using a common format approved by the  
8 Authority, a report every two years regarding the status of road pavement conditions and  
9 implementation of the Pavement Management Plan.

10                   a.     Authority, in consultation with the Eligible Jurisdictions,  
11 shall define a countywide management method to inventory, analyze and evaluate road  
12 pavement conditions, and a common method to measure improvement of road pavement  
13 conditions.

14                   b.     The Pavement Management Plan shall be based on:  
15 either the Authority's countywide pavement management method or a comparable  
16 management method approved by the Authority, and the Authority's method to measure  
17 improvement of road pavement conditions.

18                   c.     The Pavement Management Plan shall include:

19                             (i)     Current status of pavement on roads;

20                             (ii)    A six-year plan for road maintenance and  
21 rehabilitation, including projects and funding;

22                             (iii)   The projected road pavement conditions resulting  
23 from the maintenance and rehabilitation plan; and

24                             (iv)   Alternative strategies and costs necessary to  
25 improve road pavement conditions.

26                   8.     Expenditure Report. Adopt an annual Expenditure Report to  
27 account for Net Revenues, developer/traffic impact fees, and funds expended by the  
28 Eligible Jurisdiction which satisfy the Maintenance of Effort requirements. The Expenditure

1 Report shall be submitted by the end of six (6) months following the end of the jurisdiction's  
2 fiscal year and include the following:

- 3 a. All Net Revenue fund balances and interest earned.
- 4 b. Expenditures identified by type (i.e., capital, operations,  
5 administration, etc.), and program or project .

6 9. Project Final Report. Provide Authority with a Project Final  
7 Report within six months following completion of a project funded with Net Revenues.

8 10. Time Limits for Use of Net Revenues.

9 a. Agree that Net Revenues for Regional Capacity Program  
10 projects and Regional Traffic Signal Synchronization Program projects shall be expended  
11 or encumbered no later than the end of the fiscal year for which the Net Revenues are  
12 programmed. A request for extension of the encumbrance deadline for no more than  
13 twenty-four months may be submitted to the Authority no less than ninety days prior to the  
14 deadline. The Authority may approve one or more requests for extension of the  
15 encumbrance deadline.

16 b. Agree that Net Revenues allocated for any program or  
17 project, other than a Regional Capacity Program project or a Regional Traffic Signal  
18 Synchronization Program project, shall be expended or encumbered within three years of  
19 receipt. The Authority may grant an extension to the three-year limit, but extensions shall  
20 not be granted beyond a total of five years from the date of the initial funding allocation.

21 c. In the event the time limits for use of Net Revenues are  
22 not satisfied then any retained Net Revenues that were allocated to an Eligible Jurisdiction  
23 and interest earned thereon shall be returned to the Authority and these Net Revenues and  
24 interest earned thereon shall be available for allocation to any project within the same  
25 source program.

26 11. Maintenance of Effort. Annual certification that the Maintenance  
27 of Effort requirements of Section 6 of the Ordinance have been satisfied.

28 12. No Supplanting of Funds. Agree that Net Revenues shall not be

1 names of the candidates recommended by the Panel for the appointment on equally-sized  
2 cards which shall be deposited randomly in a container. In a public session, the Chairman  
3 of the Authority will draw one name from said container for each vacancy on the  
4 Committee. The person whose name is so drawn shall be appointed by the Authority to fill  
5 the vacancy.

6 IV. DUTIES AND RESPONSIBILITIES. The Committee is hereby charged  
7 with the following duties and responsibilities:

8 A. The initial Members shall convene to adopt such procedural rules and  
9 regulations as are necessary to govern the conduct of Committee meetings, including, but  
10 not limited to, those governing the calling, noticing and location of Committee meetings, as  
11 well as Committee quorum requirements and voting procedures. The Committee may  
12 select its own officers, including, but not limited to, a Committee co-chair who will be the  
13 primary spokesperson for the Committee.

14 B. The Committee shall approve, by a vote of not less than two thirds of  
15 all Committee members, any amendment to the Plan proposed by the Authority which  
16 changes the funding categories, programs or projects identified on page 31 of the Plan.

17 C. The Committee shall receive and review the following documents  
18 submitted by each Eligible Jurisdiction:

- 19 1. Congestion Management Program;
- 20 2. Mitigation Fee Program;
- 21 3. Expenditure Report;
- 22 4. Local Traffic Signal Synchronization Plan; and
- 23 5. Pavement Management Plan.

24 D. The Committee shall review yearly audits and hold an annual public  
25 hearing to determine whether the Authority is proceeding in accordance with the Plan. The  
26 Chair shall annually certify whether the Revenues have been spent in compliance with the  
27 Plan. In addition, the Committee may issue reports, from time to time, on the progress of  
28 the transportation projects described in the Plan.

# **M2 Expenditure Report Template**

# Measure M2 Expenditure Report Template

## Schedule 1: Summary Statement of Beginning and Ending Balances

### Lines 1 – 12: Balances at Beginning of Fiscal Year

Report all fund balances and interest intended for transportation purposes at the beginning of the fiscal year. These balances should be classified by funding source as illustrated in the table below. To provide for continuity of reporting, the beginning balances of any restricted funds must agree with the ending balances of such funds as shown in the prior year's report.

<b>Project</b>	<b>Description</b>
<b>A-M</b>	Freeway Projects
<b>O</b>	Regional Capacity Program (RCP)
<b>P</b>	Regional Traffic Signal Synchronization Program (RTSSP)
<b>Q</b>	Local Fair Share
<b>R</b>	High Frequency Metrolink Service
<b>S</b>	Transit Extensions to Metrolink
<b>T</b>	Convert Metrolink Station(s) to Regional Gateways that connect Orange County with High-Speed Rail Systems
<b>U</b>	Senior Mobility Program or Senior Non-Emergency Medical Program
<b>V</b>	Community Based Transit/Circulators
<b>W</b>	Safe Transit Stops
<b>X</b>	Environmental Cleanup Program (Water Quality)
<b>Other</b>	Please provide description for other categories

### Line 13: Balances at Beginning of Fiscal Year - TOTAL

Sum of Lines 1 – 12 in the "Amount" and "Interest" columns

### Line 14: Monies Made Available During Fiscal Year

Report total available monies (revenues) from Schedule 2, Line 13 in the "Amount" and "Interest" columns

### Line 15: Total Monies Available

Sum of Lines 13 - 14 in the "Amount" and "Interest" columns

### Line 16: Expenditures During Fiscal Year

Report total available monies (revenues) from Schedule 2, Line 26 in the "Amount" and "Interest" columns

### Lines 17 - 28: Balances at End of Fiscal Year

Report by funding source all fund balances and interest for transportation purposes at the end of the fiscal year. To provide for continuity of reporting, the beginning balances of the fund sources in next year's report must agree with the ending balances of such funds as shown in this year's report (or otherwise reconciled).

**M2 Expenditure Report  
Fiscal Year Ended June 30, 20\_\_\_\_  
Beginning and Ending Balances**

Description		Line No.	Amount	Interest
<b>Balances at Beginning of Fiscal Year</b>				
<b>A-M</b>	Freeway Projects	1		
<b>O</b>	Regional Capacity Program (RCP)	2		
<b>P</b>	Regional Traffic Signal Synchronization Program (RTSSP)	3		
<b>Q</b>	Local Fair Share	4		
<b>R</b>	High Frequency Metrolink Service	5		
<b>S</b>	Transit Extensions to Metrolink	6		
<b>T</b>	Convert Metrolink Station(s) to Regional Gateways that connect Orange County with High-Speed Rail Systems	7		
<b>U</b>	Senior Mobility Program or Senior Non-Emergency Medical Program	8		
<b>V</b>	Community Based Transit/Circulators	9		
<b>W</b>	Safe Transit Stops	10		
<b>X</b>	Environmental Cleanup Program (Water Quality)	11		
	Other*	12		
<b>Balances at Beginning of the Fiscal Year (Sum Lines 1 to 12)</b>		13		
Monies Made Available During Fiscal Year		14		
<b>Total Monies Available (Sum Lines 13 &amp; 14)</b>		15		
Expenditures During Fiscal Year		16		
<b>Balances at End of Fiscal Year</b>				
<b>A-M</b>	Freeway Projects	17		
<b>O</b>	Regional Capacity Program (RCP)	18		
<b>P</b>	Regional Traffic Signal Synchronization Program (RTSSP)	19		
<b>Q</b>	Local Fair Share	20		
<b>R</b>	High Frequency Metrolink Service	21		
<b>S</b>	Transit Extensions to Metrolink	22		
<b>T</b>	Convert Metrolink Station(s) to Regional Gateways that connect Orange County with High-Speed Rail Systems	23		
<b>U</b>	Senior Mobility Program or Senior Non-Emergency Medical Program	24		
<b>V</b>	Community Based Transit/Circulators	25		
<b>W</b>	Safe Transit Stops	26		
<b>X</b>	Environmental Cleanup Program (Water Quality)	27		
	Other*	28		

\* Please provide a specific description



# Measure M2 Expenditure Report

## Schedule 2: Summary Statement of Sources and Uses

### **Lines 1 - 12: Report the Following Revenue Sources and Interest on the Appropriate Line**

<b>Project</b>	<b>Description</b>
<b>A-M</b>	Freeway Projects
<b>O</b>	Regional Capacity Program (RCP)
<b>P</b>	Regional Traffic Signal Synchronization Program (RTSSP)
<b>Q</b>	Local Fair Share
<b>R</b>	High Frequency Metrolink Service
<b>S</b>	Transit Extensions to Metrolink
<b>T</b>	Convert Metrolink Station(s) to Regional Gateways that connect Orange County with High-Speed Rail Systems
<b>U</b>	Senior Mobility Program or Senior Non-Emergency Medical Program
<b>V</b>	Community Based Transit/Circulators
<b>W</b>	Safe Transit Stops
<b>X</b>	Environmental Cleanup Program (Water Quality)
<b>Other</b>	Please provide description for other categories

### **Line 13: Total Revenues**

Sum of Lines 1 - 12 (should match Total in Schedule 1, Line 14 in the "Amount" and "Interest" columns)

### **Lines 14 - 25: Report the Following Expenditures on the Appropriate Line**

<b>Project</b>	<b>Description</b>
<b>A-M</b>	Freeway Projects
<b>O</b>	Regional Capacity Program (RCP)
<b>P</b>	Regional Traffic Signal Synchronization Program (RTSSP)
<b>Q</b>	Local Fair Share
<b>R</b>	High Frequency Metrolink Service
<b>S</b>	Transit Extensions to Metrolink
<b>T</b>	Convert Metrolink Station(s) to Regional Gateways that connect Orange County with High-Speed Rail Systems
<b>U</b>	Senior Mobility Program or Senior Non-Emergency Medical Program
<b>V</b>	Community Based Transit/Circulators
<b>W</b>	Safe Transit Stops
<b>X</b>	Environmental Cleanup Program (Water Quality)
<b>Other</b>	Please provide description for other categories

### **Line 26: Total Expenditures**

Sum of Lines 14 - 25 (Should match Total in Schedule 1, Line 16 in the "Amount" and "Interest" columns)

### **Line 27: Total Balance**

Subtract Line 26 from Line 13 in the "Amount" and "Interest" columns

City/County of: \_\_\_\_\_

**Schedule 2**

**M2 Expenditure Report  
Fiscal Year Ended June 30, 20\_\_\_\_  
Sources and Uses**

	<b>Description</b>	<b>Line No.</b>	<b>Amount</b>	<b>Interest</b>
	<b>Revenues:</b>			
<b>A-M</b>	Freeway Projects	1		
<b>O</b>	Regional Capacity Program (RCP)	2		
<b>P</b>	Regional Traffic Signal Synchronization Program (RTSSP)	3		
<b>Q</b>	Local Fair Share	4		
<b>R</b>	High Frequency Metrolink Service	5		
<b>S</b>	Transit Extensions to Metrolink	6		
<b>T</b>	Convert Metrolink Station(s) to Regional Gateways that connect Orange County with High-Speed Rail Systems	7		
<b>U</b>	Senior Mobility Program or Senior Non-Emergency Medical Program	8		
<b>V</b>	Community Based Transit/Circulators	9		
<b>W</b>	Safe Transit Stops	10		
<b>X</b>	Environmental Cleanup Program (Water Quality)	11		
	Other*	12		
	<b>TOTAL REVENUES: (Sum Lines 1 to 12)</b>	13	\$	\$
	<b>Expenditures:</b>			
<b>A-M</b>	Freeway Projects	14		
<b>O</b>	Regional Capacity Program	15		
<b>P</b>	Regional Traffic Signal Synchronization Program	16		
<b>Q</b>	Local Fair Share	17		
<b>R</b>	High Frequency Metrolink Service	18		
<b>S</b>	Transit Extensions to Metrolink	19		
<b>T</b>	Convert Metrolink Station(s) to Regional Gateways that connect Orange County with High-Speed Rail Systems	20		
<b>U</b>	Senior Mobility Program or Senior Non-Emergency Medical Program	21		
<b>V</b>	Community Based Transit/Circulators	22		
<b>W</b>	Safe Transit Stops	23		
<b>X</b>	Environmental Cleanup Program (Water Quality)	24		
	Other*	25		
	<b>TOTAL EXPENDITURES: (Sum Lines 14 to 25)</b>	26	\$	\$
	<b>TOTAL BALANCE (Subtract line 26 from 13)</b>	27	\$	\$

\* Please provide a specific description

# Measure M2 Expenditure Report Template Instructions

## Schedule 3: Summary Statement of Detailed Use of Funds

### **Line 1: Indirect and/or Overhead**

This line covers local jurisdiction costs that cannot be readily identified to a specific project. The costs listed in this line item represent an equitable share of expenditures for activities not directly allocated to right-of-way, construction, or other categories. Allocations must be based on a reasonable, documented methodology.

This includes, but is not limited to:

Payroll	General accounting/finance
Personnel	Departmental accounts/finance
Purchasing/Procurement	Facilities
Advertising	Data processing
Legal costs	Top management
General government	Bids

### **Lines 2 - 7: Construction**

Construction expenditures include the following:

- Projects developing new streets, bridges, lighting facilities, storm drains, etc., in locations that formerly had no such facilities, or projects departing to such an extent from existing alignment and grade that no material salvage value is realized from the old facilities.
- Additions and betterments to the street system and its rights-of-way, including grade separations and urban extensions.
- Any work that materially increases the service life of the original project.
- Resurfacing to a thickness greater than one inch.
- Resurfacing to a thickness less than one inch if the project has been certified by a lead jurisdiction as construction.
- Construction of traffic islands and other traffic safety devices.
- Transit facilities including, but not limited to, bus stops, shelters, and maintenance facilities.
- Streetscape including original landscaping, tree planting, and similar work.
- Acquisition and installation of street lighting facilities, traffic signals, and/or street signs (only when such signs are installed in connection with developing new streets).
- Planning, environmental, or design related to construction.
- Salaries and expenses of employees in connection with construction (direct costs).

### **Line 8: Total Construction**

Sum of Lines 2 - 7

### **Line 9: Right-of-Way Acquisition**

Right-of-way expenditures include the following:

- The acquisition of land or interest for use as a right-of-way in connection with the city's street system; the amount reported should include the cost of acquisition of any improvements situated on the real property at the date of its acquisition by the city.
- The cost of removing, demolishing, moving, resetting, and altering buildings or other structures that obstruct the right-of-way.
- The court costs of condemnation proceedings.

- Title searches and reports.
- Salaries and expenses of employees and right-of-way agents in connection with the acquisition of rights-of-way (direct costs).
- Severance damage to property sustained due to the city's street projects.
- All other costs of acquiring rights-of-way free and clear of all physical obstructions and legal encumbrances.

**Line 10: Total Construction and Right-of-Way**

Sum of Lines 8-9

**Line 11 - 15: Maintenance / Operations**

Maintenance expenditures include the following:

- The preservation and keeping of rights-of-way, street structures, and facilities in the safe and usable condition, to which they have been improved or constructed, but not reconstruction or other improvements.
- General utility services such as roadside planting, tree trimming, street cleaning, snow removal, and general weed control.
- Repairs or other work necessitated by damage to street structures or facilities resulting from storms, slides, settlements, or other causes unless it has been determined by the city engineer that such work is properly classified as construction.
- Maintenance of traffic signal equipment, coordination and timing on the city streets, as well as the city's share of such expenditures covering traffic signals situated at intersections of city streets and state highways within the incorporated area of the city.
- Salaries and expenses of employees in connection with maintenance and/or operations (direct costs).

**Line 16: Total Maintenance**

Sum of Lines 11 - 15

**Line 17: Other**

Please provide description for other categories. For example: transit, Senior Mobility Program, water quality, transit operations such as vehicle leases and other related operating expenses, etc. This category is not applicable to the MOE column as MOE expenditures would fall into the categories listed above.

**Line 18: Grand Totals**

Sum of Lines 1, 10, 16, and 17

**Line 19: Finance Director Confirmation**

Finance Director initials to confirm understanding of MOE.

City/County of: \_\_\_\_\_

**M2 Expenditure Report  
Fiscal Year Ended June 30, 20\_\_\_\_  
Streets and Roads Detailed Use of Funds**

Type of Expenditure	Line Item	MOE	Developer / Impact Fee <sup>+</sup>	O	O Interest	P	P Interest	Q	Q Interest	X	X Interest	Other M2 <sup>2</sup>	Other M2 Interest	Other*	TOTAL
<b>Indirect and/or Overhead</b>	1														\$
<b>Construction &amp; Right-of-Way</b>															
New Street Construction	2														\$
Street Reconstruction	3														\$
Signals, Safety Devices, & Street Lights	4														\$
Pedestrian Ways & Bike paths	5														\$
Storm Drains	6														\$
Storm Damage	7														\$
<b>Total Construction<sup>1</sup></b>	8														\$
Right of Way Acquisition	9														\$
<b>Total Construction &amp; Right-of-Way</b>	10														\$
<b>Maintenance</b>															
Patching	11														\$
Overlay & Sealing	12														\$
Street Lights & Traffic Signals	13														\$
Storm Damage	14														\$
Other Street Purpose Maintenance	15														\$
<b>Total Maintenance<sup>1</sup></b>	16														\$
<b>Other</b>	17														\$
<b>GRAND TOTALS (Sum Lines 1, 10, 16, 17)</b>	18	\$	\$	\$	\$	\$	\$	\$	\$	\$	\$	\$	\$	\$	\$
<b>Finance Director Confirmation</b>	19	<p>Any California State Constitution Article XIX streets and road eligible expenditure may be "counted" in local jurisdictions' calculation of MOE if the activity is supported (funded) by a local jurisdictions' discretionary funds (e.g. general fund). The California State Controller also provides useful information on Article XIX and the Streets and Highways Code eligible expenditures in its "Guidelines Relating to Gas Tax Expenditures for Cities and Counties". I have reviewed and am aware of these guidelines and their applicability in calculating and reporting on Maintenance of Effort expenditures.</p> <p>Finance Director initial: _____</p>													

<sup>1</sup> Includes direct charges for staff time

+ Transportation related only

<sup>2</sup> Other M2 includes A-M, R, S, T, U, V, and W

\* Please provide a specific description

## **Measure M2 Expenditure Report Template Instructions**

### **Schedule 4: Summary Statement of Local Fair Share Project List**

List the project titles and brief description (maximum of two sentences) for all projects that utilized any portion of Measure M2 (M2) Local Fair Share funding. Please include the total amount of **M2 Local Fair Share** funds only that were expended.



City/County of: \_\_\_\_\_

**Signature Page**

**M2 Expenditure Report  
Fiscal Year Ended June 30, 20\_\_\_\_**

I hereby certify that:

- All the information attached herein and included in schedules 1 through 4 is true and accurate to the best of my knowledge;
- The interest earned on Net Revenues allocated pursuant to the Ordinance shall be expended only for those purposes for which the Net Revenues were allocated;
- The City/County of \_\_\_\_\_ is aware of the State Controller's "Guidelines Relating to Gas Tax Expenditures for Cities and Counties", which is a guide for determining MOE Expenditures for M2 Eligibility purposes;
- The City/County's Expenditure Report is in compliance with direction provided in the State Controller's "Guidelines Relating to Gas Tax Expenditures for Cities and Counties;" and
- The City/County of \_\_\_\_\_ has expended in this fiscal year an amount of local discretionary funds for streets and roads purposes at least equal to one of the maintenance of effort requirements below<sup>10</sup>:
  - A) The City/County met the existing FY 2020-21 MOE benchmark dollar amount.
  - B) The City/County met a proportional MOE benchmark amount of FY 2020-21 General Funds Revenues that is at least equal to the percent listed in column C of Exhibit 2 in the M2 Eligibility Guidelines.

\_\_\_\_\_  
Director of Finance (Print Name)

\_\_\_\_\_  
Date

\_\_\_\_\_  
Signature

<sup>10</sup> An actual General Fund Revenue excerpt from a jurisdiction's Comprehensive Annual Finance Report (CAFR) must be provided as backup documentation.



**Fiscal Year 2020-21  
Maintenance of Effort (MOE)  
Benchmarks**

## Exhibit 2: MOE Benchmark by Local Jurisdiction

Local Jurisdiction	(A) MOE Benchmark	(B) GFR <sup>6</sup>	(C) MOE Benchmark as a % of GFR
Aliso Viejo	\$538,604	\$20,264,249	2.66%
Anaheim	\$11,725,957	\$412,996,000	2.84%
Brea	\$838,243	\$65,445,918	1.28%
Buena Park	\$4,184,754	\$70,242,813	5.96%
Costa Mesa	\$8,607,340	\$143,753,298	5.99%
County of Orange	N/A	N/A	N/A
Cypress	\$3,607,878	\$36,691,594	9.83%
Dana Point	\$1,510,094	\$41,545,825	3.63%
Fountain Valley	\$1,564,638	\$61,380,673	2.55%
Fullerton	\$4,413,567	\$100,526,519	4.39%
Garden Grove	\$3,938,473	\$129,838,910	3.03%
Huntington Beach	\$5,921,206	\$236,631,000	2.50%
Irvine	\$8,001,915	\$221,961,000	3.61%
La Habra	\$1,737,300	\$48,583,838	3.58%
La Palma	\$201,688	\$12,057,831	1.67%
Laguna Beach	\$1,806,353	\$88,020,317	2.05%
Laguna Hills	\$331,579	\$22,047,533	1.50%
Laguna Niguel	\$908,566	\$43,809,474	2.07%
Laguna Woods	\$104,578	\$6,351,788	1.65%
Lake Forest	\$226,678	\$54,795,849	0.41%
Los Alamitos	\$182,250	\$14,165,860	1.29%
Mission Viejo	\$2,864,895	\$63,356,854	4.52%
Newport Beach	\$12,547,102	\$229,812,594	5.46%
Orange	3,392,885	\$124,241,260	2.73%
Placentia	\$770,006	\$35,796,833	2.15%
Rancho Santa Margarita	\$428,337	\$19,137,375	2.24%
San Clemente	\$1,316,842	\$65,789,926	2.00%
San Juan Capistrano	\$492,518	\$36,522,274	1.35%
Santa Ana	\$9,040,904	\$275,532,227	3.28%
Seal Beach	\$642,598	\$35,500,962	1.81%
Stanton	\$285,869	\$23,951,047	1.19%
Tustin	\$1,697,045	\$67,924,240	2.50%
Villa Park	\$373,104	\$3,722,258	10.02%
Westminster	\$1,805,546	\$66,489,760	2.72%
Yorba Linda	\$2,608,191	\$38,335,027	6.80%
<b>Totals</b>	<b>\$98,617,504</b>	<b>\$2,917,222,926</b>	

FY - Fiscal year

MOE - Maintenance of effort

GFR - General fund revenue

N/A - Not Applicable

<sup>6</sup> General Fund Revenues derived from local jurisdictions' FY 2018-19 Comprehensive Annual Financial Reports.

### FY 2021-22 Measure M2 Eligibility Guidelines

Effective April 12, 2021

# **Sales Tax Receipt & Distribution Schedule**



Sales Tax Receipt & Distribution Schedule

Distribution	Apr-20	May-20	Jun-20	Jul-20	Aug-20	Sep-20	Oct-20	Nov-20	Dec-20	Jan-21	Feb-21	Mar-21	Apr-21	May-21	Jun-21	Jul-21	Aug-21	Sep-21
Sales Taxes Earned	April	May	June	July	August	September	October	November	December	January	February	March	April	May	June			
OCTA Receipt of Taxes			April	May	June	July	August	September	October	November	December	January	February	March	April	May	June	
Disbursement to City				April		May & June		July & August		September & October		November & December		January & February		March & April		May & June

**FY 2020-21 Measure M2  
Expenditure Reports  
By Local Jurisdiction**



# Orange County Transportation Authority

## M2 Fact Sheet

City of Aliso Viejo

Fiscal Year Ended June 30, 2021

Council Action 12/1/2021

Signed Resolution Yes

Revised Final Report? No

	<u>Actual</u>	<u>Benchmark</u>
<b>MOE Expenditures</b>	\$491,886	\$538,604

Project	Beginning Balance A	Revenues Claimed B	Expenditures C	Ending Balance D	Verify A+B-C-D
M2 Fairshare	1,422,621	720,447	1,310,468	832,600	0
M2 Fairshare Interest	0	11,997	11,997	0	0
SMP or Senior Non-Emergency Medical	14,052	4,414	0	18,466	0
SMP or Senior Non-Emergency Medical Interest	0	481	0	481	0
Water Quality Program (Project X)	0	0	0	0	0
Water Quality Program (Project X) Interest	0	0	0	0	0
<b>Grand Total</b>	<b>1,436,673</b>	<b>737,339</b>	<b>1,322,465</b>	<b>851,547</b>	<b>0</b>

**M2 Expenditure Report**  
**Fiscal Year Ended June 30, 2021**  
**Beginning and Ending Balances**

Description	Line No.	Amount	Interest
<b>Balances at Beginning of Fiscal Year</b>			
<b>A-M</b> Freeway Projects	1	\$ -	\$ -
<b>O</b> Regional Capacity Program (RCP)	2	\$ -	\$ -
<b>P</b> Regional Traffic Signal Synchronization Program (RTSSP)	3	\$ -	\$ -
<b>Q</b> Local Fair Share	4	\$ 1,422,621	\$ -
<b>R</b> High Frequency Metrolink Service	5	\$ -	\$ -
<b>S</b> Transit Extensions to Metrolink	6	\$ -	\$ -
<b>T</b> Convert Metrolink Station(s) to Regional Gateways that connect Orange County with High-Speed Rail Systems	7	\$ -	\$ -
<b>U</b> Senior Mobility Program or Senior Non-Emergency Medical Program	8	\$ 14,053	\$ -
<b>V</b> Community Based Transit/Circulators	9	\$ -	\$ -
<b>W</b> Safe Transit Stops	10	\$ -	\$ -
<b>X</b> Environmental Cleanup Program (Water Quality)	11	\$ -	\$ -
Other*	12	\$ -	\$ -
<b>Balances at Beginning of Fiscal Year</b>	13	\$ 1,436,674	\$ -
Monies Made Available During Fiscal Year	14	\$ 724,861	\$ 12,478
<b>Total Monies Available (Sum Lines 13 &amp; 14)</b>	15	\$ 2,161,535	\$ 12,478
Expenditures During Fiscal Year	16	\$ 1,310,468	\$ 11,997
<b>Balances at End of Fiscal Year</b>			
<b>A-M</b> Freeway Projects	17	\$ -	\$ -
<b>O</b> Regional Capacity Program (RCP)	18	\$ -	\$ -
<b>P</b> Regional Traffic Signal Synchronization Program (RTSSP)	19	\$ -	\$ -
<b>Q</b> Local Fair Share	20	\$ 832,600	\$ 0
<b>R</b> High Frequency Metrolink Service	21	\$ -	\$ -
<b>S</b> Transit Extensions to Metrolink	22	\$ -	\$ -
<b>T</b> Convert Metrolink Station(s) to Regional Gateways that connect Orange County with High-Speed Rail Systems	23	\$ -	\$ -
<b>U</b> Senior Mobility Program or Senior Non-Emergency Medical Program	24	\$ 18,467	\$ 481
<b>V</b> Community Based Transit/Circulators	25	\$ -	\$ -
<b>W</b> Safe Transit Stops	26	\$ -	\$ -
<b>X</b> Environmental Cleanup Program (Water Quality)	27	\$ -	\$ -
Other*	28	\$ -	\$ -

\* Please provide a specific description

**M2 Expenditure Report**  
**Fiscal Year Ended June 30, 2021**  
**Sources and Uses**

Description	Line No.	Amount	Interest
<b>Revenues:</b>			
<b>A-M</b> Freeway Projects	1	\$ -	\$ -
<b>O</b> Regional Capacity Program (RCP)	2	\$ -	\$ -
<b>P</b> Regional Traffic Signal Synchronization Program (RTSSP)	3	\$ -	\$ -
<b>Q</b> Local Fair Share	4	\$ 720,447	\$ 11,997
<b>R</b> High Frequency Metrolink Service	5	\$ -	\$ -
<b>S</b> Transit Extensions to Metrolink	6	\$ -	\$ -
<b>T</b> Convert Metrolink Station(s) to Regional Gateways that connect Orange County with High-Speed Rail Systems	7	\$ -	\$ -
<b>U</b> Senior Mobility Program or Senior Non-Emergency Medical Program	8	\$ 4,414	\$ 481
<b>V</b> Community Based Transit/Circulators	9	\$ -	\$ -
<b>W</b> Safe Transit Stops	10	\$ -	\$ -
<b>X</b> Environmental Cleanup Program (Water Quality)	11	\$ -	\$ -
Other*	12	\$ -	\$ -
<b>TOTAL REVENUES (Sum lines 1 to 12)</b>	13	\$ 724,861	\$ 12,478
<b>Expenditures:</b>			
<b>A-M</b> Freeway Projects	14	\$ -	\$ -
<b>O</b> Regional Capacity Program (RCP)	15	\$ -	\$ -
<b>P</b> Regional Traffic Signal Synchronization Program (RTSSP)	16	\$ -	\$ -
<b>Q</b> Local Fair Share	17	\$ 1,310,468	\$ 11,997
<b>R</b> High Frequency Metrolink Service	18	\$ -	\$ -
<b>S</b> Transit Extensions to Metrolink	19	\$ -	\$ -
<b>T</b> Convert Metrolink Station(s) to Regional Gateways that connect Orange County with High-Speed Rail Systems	20	\$ -	\$ -
<b>U</b> Senior Mobility Program or Senior Non-Emergency Medical Program	21	\$ -	\$ -
<b>V</b> Community Based Transit/Circulators	22	\$ -	\$ -
<b>W</b> Safe Transit Stops	23	\$ -	\$ -
<b>X</b> Environmental Cleanup Program (Water Quality)	24	\$ -	\$ -
Other*	25	\$ -	\$ -
<b>TOTAL EXPENDITURES (Sum lines 14 to 25)</b>	26	\$ 1,310,468	\$ 11,997
<b>TOTAL BALANCE (Subtract line 26 from 13)</b>	27	\$ (585,607)	\$ 481

\* Please provide a specific description







**M2 Expenditure Report**  
**Fiscal Year Ended June 30, 2021**

I hereby certify that:

All the information attached herein and included in schedules 1 through 4 is true and accurate to the best of my knowledge;

The interest earned on Net Revenues allocated pursuant to the Ordinance shall be expended only for those purposes for which the Net Revenues were allocated;

The City of Aliso Viejo is aware of the State Controller's "Guidelines Relating to Gas Tax Expenditures for Cities and Counties", which is a guide for determining MOE Expenditures for M2 Eligibility purposes;

The City of Aliso Viejo's Expenditure Report is in compliance with direction provided in the State Controller's "Guidelines Relating to Gas Tax Expenditures for Cities and Counties;" and

The City of Aliso Viejo has expended in this fiscal year an amount of local discretionary funds for streets and roads purposes at least equal to one of the maintenance of effort requirements below<sup>10</sup>:

A) The City/County met the existing FY 2020-21 MOE benchmark dollar amount.

B) The City/County met a proportional MOE benchmark amount of FY 2020-21 General Funds Revenues that is at least equal to the percent listed in column C of Exhibit 2 in the M2 Eligibility Guidelines.

Paul Espinoza

\_\_\_\_\_  
Interim Administrative Director (Print Name)

11-15-21  
Date

  
\_\_\_\_\_  
Signature

<sup>10</sup> An actual General Fund Revenue excerpt from a jurisdiction's Comprehensive Annual Finance Report (CAFR) must be provided as backup documentation.

CITY OF ALISO VIEJO

STATEMENT OF REVENUES, EXPENDITURES  
AND CHANGES IN FUND BALANCES – GOVERNMENTAL FUNDS  
YEAR ENDED JUNE 30, 2021

	Special Revenue Funds			
	General Fund	Gas Tax	Aliso Viejo Center	Federal Grants
<b>Revenues:</b>				
Taxes	\$ 14,823,926	\$ -	\$ -	\$ -
Licenses and permits	976,781	-	-	-
Intergovernmental	42,844	1,101,268	-	755,695
Charges for services	488,154	-	720,554	-
Use of money and property	940,875	19,067	-	54,585
Fines and forfeitures	310,419	-	-	-
Contributions	-	-	-	-
Developer fees	-	-	-	-
Other	79,582	-	174,254	-
<b>Total revenues</b>	<b>17,662,581</b>	<b>1,120,335</b>	<b>894,808</b>	<b>810,280</b>
<b>Expenditures:</b>				
Current:				
General government:				
City council	170,930	-	-	-
City manager	629,525	-	-	-
Human resources	212,296	-	-	-
Economic development	1,087,509	-	-	-
City clerk	445,305	-	-	-
City attorney	367,891	-	-	-
Finance	779,554	-	-	-
Information technology	731,197	-	-	-
General government	581,423	-	-	71,160
Community development:				
Community services	1,525,026	-	1,074,567	-
Planning	873,575	-	-	-
Building	686,606	-	-	-
Public works	1,797,903	1,167,273	-	-
Public safety	9,103,128	-	-	-
Debt service:				
Principal payment	-	-	-	-
Interest and fiscal charges	-	-	-	-
Capital outlay	-	-	-	-
<b>Total expenditures</b>	<b>18,991,868</b>	<b>1,167,273</b>	<b>1,074,567</b>	<b>71,160</b>
Excess (Deficiency) of Revenues Over (Under) Expenditures	(1,329,287)	(46,938)	(179,759)	739,120
<b>Other Financing Sources (Uses):</b>				
Transfers in	748,282	-	179,759	-
Transfers out	(5,258,591)	-	-	(736,838)
<b>Total other financing sources (uses)</b>	<b>(4,510,309)</b>	<b>-</b>	<b>179,759</b>	<b>(736,838)</b>
Net change in fund balances	(5,839,596)	(46,938)	-	2,282
Fund balances, beginning of year	32,970,759	787,587	-	13,127
<b>Fund balances, end of year</b>	<b>\$ 27,131,163</b>	<b>\$ 740,649</b>	<b>\$ -</b>	<b>\$ 15,409</b>

See accompanying notes to the financial statements.

**RESOLUTION NO. 2021-31**

**A RESOLUTION OF THE CITY COUNCIL OF THE CITY OF ALISO VIEJO, CALIFORNIA, CONCERNING THE MEASURE M2 (M2) EXPENDITURE REPORT FOR THE CITY OF CITY OF ALISO VIEJO**

**WHEREAS**, local jurisdictions are required to meet eligibility requirements and submit eligibility verification packages to the Orange County Transportation Authority (OCTA) in order to remain eligible to receive M2 funds; and

**WHEREAS**, local jurisdictions are required to adopt an annual M2 Expenditure Report as part of one of the eligibility requirements; and

**WHEREAS**, local jurisdictions are required to account for Net Revenues, developer/traffic impact fees, and funds expended by local jurisdiction in the M2 Expenditure Report that satisfy the Maintenance of Effort requirements; and


**WHEREAS**, the M2 Expenditure Report shall include all Net Revenue fund balances, interest earned and expenditures identified by type and program or project; and

**WHEREAS**, the M2 Expenditure Report must be adopted and submitted to the OCTA each year within six months of the end of the local jurisdiction's fiscal year to be eligible to receive Net Revenues as part of M2.

**NOW, THEREFORE, BE IT RESOLVED** that the City Council for the City of Aliso Viejo does hereby inform OCTA that:

- a) The M2 Expenditure Report is in conformance with the template provided in the Measure M2 Eligibility Guidelines and accounts for Net Revenues including interest earned, expenditures during the fiscal year, and balances at the end of fiscal year.
- b) The M2 Expenditure Report is hereby adopted by the City of Aliso Viejo.
- c) The City of Aliso Viejo Administrative Services Director is hereby authorized to sign and submit the M2 Expenditure Report to OCTA for the fiscal year ending 20-21.

**PASSED, APPROVED AND ADOPTED** this 1st day of December, 2021.



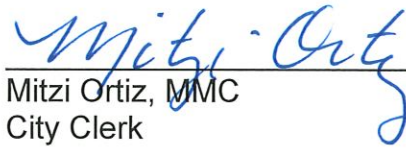
Tiffany Ackley  
Mayor

APPROVED AS TO FORM:



Scott C. Smith  
City Attorney

ATTEST:



Mitzi Ortiz, MMC  
City Clerk

STATE OF CALIFORNIA            )  
COUNTY OF ORANGE            ) ss.  
CITY OF ALISO VIEJO            )

I, MITZI ORTIZ, City Clerk of the City of Aliso Viejo, California, DO HEREBY CERTIFY that foregoing Resolution No. 2021-31 was duly passed and adopted by the City Council of the City of Aliso Viejo at their regular meeting held on the 1st day of December 2021, by the following roll call vote, to wit:

AYES:            Mayor Ackley, Mayor Pro Tem Chun, Councilmembers Harrington, Hurt and Munzing

NOES:           None

ABSENT:        None

  
\_\_\_\_\_  
MITZI ORTIZ, MMC  
CITY CLERK

(SEAL)



**Orange County Transportation Authority**

**M2 Fact Sheet**

**City of Anaheim**

**Fiscal Year Ended June 30, 2021**

**Council Action** 12/7/2021

**Signed Resolution** Yes

**Revised Final Report?** No

	<u>Actual</u>	<u>Benchmark</u>
<b>MOE Expenditures</b>	\$11,489,239	\$11,725,957

<b>Project</b>	<b>Beginning Balance A</b>	<b>Revenues Claimed B</b>	<b>Expenditures C</b>	<b>Ending Balance D</b>	<b>Verify A+B-C-D</b>
M2 Fairshare	777,929	2,686,318	1,525,808	1,938,439	0
M2 Fairshare Interest	530,632	166,818	0	697,450	0
M2 CTFP (Project O)	-11,508,153	0	217,500	-11,725,653	0
M2 CTFP (Project O) Interest	0	0	0	0	0
Regional Traffic Signal Synchronization Program	-291,018	0	996,491	-1,287,509	0
Regional Traffic Signal Synchronization Program Int	0	0	0	0	0
High Frequency Metrolink Service	-3,978	0	0	-3,978	0
High Frequency Metrolink Service Interest	0	0	0	0	0
Transit Extensions to Metrolink	-33,913	19,891	7,268	-21,290	0
Transit Extensions to Metrolink Interest	0	0	0	0	0
Metrolink Gateways (Project T)	0	0	0	0	0
Metrolink Gateways (Project T) Interest	0	0	0	0	0
SMP or Senior Non-Emergency Medical	0	294,759	1,369	293,390	0
SMP or Senior Non-Emergency Medical Interest	0	0	0	0	0
Community Based Transit/Circulators	0	0	0	0	0
Community Based Transit/Circulators Interest	0	0	0	0	0
Water Quality Program (Project X)	-339,495	125,000	401,433	-615,928	0
Water Quality Program (Project X) Interest	0	0	0	0	0
Other	4,210,222	19,130	0	4,229,352	0
Other Interest	0	0	0	0	0
<b>Grand Total</b>	<b>-6,657,772</b>	<b>3,311,916</b>	<b>3,149,869</b>	<b>-6,495,725</b>	<b>0</b>



**M2 Expenditure Report**  
**Fiscal Year Ended June 30, 2021**  
**Beginning and Ending Balances**

Description	Line No.	Amount	Interest
<b>Balances at Beginning of Fiscal Year</b>			
<b>A-M</b> Freeway Projects	1	\$ -	\$ -
<b>O</b> Regional Capacity Program (RCP)	2	\$ (11,203,754)	\$ -
<b>P</b> Regional Traffic Signal Synchronization Program (RTSSP)	3	\$ (287,929)	\$ -
<b>Q</b> Local Fair Share	4	\$ 777,930	\$ 530,632
<b>R</b> High Frequency Metrolink Service	5	\$ -	\$ -
<b>S</b> Transit Extensions to Metrolink	6	\$ (19,891)	\$ -
<b>T</b> Convert Metrolink Station(s) to Regional Gateways that connect Orange County with High-Speed Rail Systems	7	\$ -	\$ -
<b>U</b> Senior Mobility Program or Senior Non-Emergency Medical Program	8	\$ 53,413	\$ -
<b>V</b> Community Based Transit/Circulators	9	\$ -	\$ -
<b>W</b> Safe Transit Stops	10	\$ -	\$ -
<b>X</b> Environmental Cleanup Program (Water Quality)	11	\$ (186,161)	\$ -
Other*	12	\$ 4,210,223	\$ -
<b>Balances at Beginning of Fiscal Year</b>	13	\$ (6,656,169)	\$ 530,632
Monies Made Available During Fiscal Year	14	\$ 3,125,973	\$ 166,818
<b>Total Monies Available (Sum Lines 13 &amp; 14)</b>	15	\$ (3,530,196)	\$ 697,450
Expenditures During Fiscal Year	16	\$ 3,149,869	\$ -
<b>Balances at End of Fiscal Year</b>			
<b>A-M</b> Freeway Projects	17	\$ -	\$ -
<b>O</b> Regional Capacity Program (RCP)	18	\$ (11,421,254)	\$ -
<b>P</b> Regional Traffic Signal Synchronization Program (RTSSP)	19	\$ (1,284,420)	\$ -
<b>Q</b> Local Fair Share	20	\$ 1,938,445	\$ 697,450
<b>R</b> High Frequency Metrolink Service	21	\$ -	\$ -
<b>S</b> Transit Extensions to Metrolink	22	\$ (7,268)	\$ -
<b>T</b> Convert Metrolink Station(s) to Regional Gateways that connect Orange County with High-Speed Rail Systems	23	\$ -	\$ -
<b>U</b> Senior Mobility Program or Senior Non-Emergency Medical Program	24	\$ 346,803	\$ -
<b>V</b> Community Based Transit/Circulators	25	\$ -	\$ -
<b>W</b> Safe Transit Stops	26	\$ -	\$ -
<b>X</b> Environmental Cleanup Program (Water Quality)	27	\$ (462,594)	\$ -
Other*	28	\$ 4,210,223	\$ -

\* Please provide a specific description

Schedule 1- Line 5 - True-up expenses for Grade Separation - State College (R709) remaining balance of \$3,978 will be paid by City match

Schedule 1- Line 6 - True up expense for project S remaining balance of \$14,022 will be paid by City match

Schedule 1- Line 8 - FY 2020 Senior Mobility expenses were less than the revenue received by \$53,413

adjustment of \$53,413 to revise SMP ending balance

Schedule 1 Line 11 True-up expenses by \$153,331 due to ineligible items. Ineligible expenses will be paid by City match

Schedule 1 Line 2 True-up expenses by \$304,400 due to ineligible items. Ineligible expenses will be paid by City match


Schedule 1 Line 3 True-up expenses by \$3,088 due to ineligible items. Ineligible expenses will be paid by City match

**M2 Expenditure Report**  
**Fiscal Year Ended June 30, 2021**  
**Sources and Uses**

Description	Line No.	Amount	Interest
<b>Revenues:</b>			
<b>A-M</b> Freeway Projects	1	\$ -	\$ -
<b>O</b> Regional Capacity Program (RCP)	2	\$ -	\$ -
<b>P</b> Regional Traffic Signal Synchronization Program (RTSSP)	3	\$ -	\$ -
<b>Q</b> Local Fair Share	4	\$ 2,686,323	\$ 166,818
<b>R</b> High Frequency Metrolink Service	5	\$ -	\$ -
<b>S</b> Transit Extensions to Metrolink	6	\$ 19,891	\$ -
<b>T</b> Convert Metrolink Station(s) to Regional Gateways that connect Orange County with High-Speed Rail Systems	7	\$ -	\$ -
<b>U</b> Senior Mobility Program or Senior Non-Emergency Medical Program	8	\$ 294,759	\$ -
<b>V</b> Community Based Transit/Circulators	9	\$ -	\$ -
<b>W</b> Safe Transit Stops	10	\$ -	\$ -
<b>X</b> Environmental Cleanup Program (Water Quality)	11	\$ 125,000	\$ -
Other*	12	\$ -	\$ -
<b>TOTAL REVENUES (Sum lines 1 to 12)</b>	13	\$ 3,125,973	\$ 166,818
<b>Expenditures:</b>			
<b>A-M</b> Freeway Projects	14	\$ -	\$ -
<b>O</b> Regional Capacity Program (RCP)	15	\$ 217,500	\$ -
<b>P</b> Regional Traffic Signal Synchronization Program (RTSSP)	16	\$ 996,491	\$ -
<b>Q</b> Local Fair Share	17	\$ 1,525,808	\$ -
<b>R</b> High Frequency Metrolink Service	18	\$ -	\$ -
<b>S</b> Transit Extensions to Metrolink	19	\$ 7,268	\$ -
<b>T</b> Convert Metrolink Station(s) to Regional Gateways that connect Orange County with High-Speed Rail Systems	20	\$ -	\$ -
<b>U</b> Senior Mobility Program or Senior Non-Emergency Medical Program	21	\$ 1,369	\$ -
<b>V</b> Community Based Transit/Circulators	22	\$ -	\$ -
<b>W</b> Safe Transit Stops	23	\$ -	\$ -
<b>X</b> Environmental Cleanup Program (Water Quality)	24	\$ 401,433	\$ -
Other*	25	\$ -	\$ -
<b>TOTAL EXPENDITURES (Sum lines 14 to 25)</b>	26	\$ 3,149,869	\$ -
<b>TOTAL BALANCE (Subtract line 26 from 13)</b>	27	\$ (23,896)	\$ 166,818

\* Please provide a specific description

**M2 Expenditure Report**  
**Fiscal Year Ended June 30, 2021**  
**Streets and Roads Detailed Use of Funds**

Type of Expenditure	Line No.	MOE	Developer / Impact Fees <sup>+</sup>	O	O Interest	P	P Interest	Q	Q Interest	X	X Interest	Other M2 <sup>2</sup>	Other M2 Interest	Other*	TOTAL
<b>Indirect and/or Overhead</b>	1	\$ 147,109	\$ -	\$ -	\$ -	\$ -	\$ -	\$ 244,464	\$ -	\$ -	\$ -	\$ -	\$ -	\$ -	\$ 391,573
<b>Construction &amp; Right-of-Way</b>															
New Street Construction	2	\$ -	\$ -	\$ 773	\$ -	\$ -	\$ -	\$ 23,884	\$ -	\$ -	\$ -	\$ -	\$ -	\$ -	\$ 24,657
Street Reconstruction	3	\$ 1,510,387	\$ 44,840	\$ -	\$ -	\$ -	\$ -	\$ 1,257,460	\$ -	\$ -	\$ -	\$ -	\$ -	\$ -	\$ 2,812,687
Signals, Safety Devices, & Street Lights	4	\$ 1,502,037	\$ 774,090	\$ -	\$ -	\$ 996,491	\$ -	\$ -	\$ -	\$ -	\$ -	\$ -	\$ -	\$ -	\$ 3,272,618
Pedestrian Ways & Bikepaths	5	\$ -	\$ -	\$ -	\$ -	\$ -	\$ -	\$ -	\$ -	\$ -	\$ -	\$ -	\$ -	\$ -	\$ -
Storm Drains	6	\$ -	\$ -	\$ -	\$ -	\$ -	\$ -	\$ -	\$ -	\$ 401,433	\$ -	\$ -	\$ -	\$ -	\$ 401,433
Storm Damage	7	\$ -	\$ -	\$ -	\$ -	\$ -	\$ -	\$ -	\$ -	\$ -	\$ -	\$ -	\$ -	\$ -	\$ -
<b>Total Construction<sup>1</sup></b>	8	\$ 3,012,424	\$ 818,930	\$ 773	\$ -	\$ 996,491	\$ -	\$ 1,281,344	\$ -	\$ 401,433	\$ -	\$ -	\$ -	\$ -	\$ 6,511,395
Right of Way Acquisition	9	\$ -	\$ -	\$ 216,727	\$ -	\$ -	\$ -	\$ -	\$ -	\$ -	\$ -	\$ -	\$ -	\$ -	\$ 216,727
<b>Total Construction &amp; Right-of-Way</b>	10	\$ 3,012,424	\$ 818,930	\$ 217,500	\$ -	\$ 996,491	\$ -	\$ 1,281,344	\$ -	\$ 401,433	\$ -	\$ -	\$ -	\$ -	\$ 6,728,122
<b>Maintenance</b>															
Patching	11	\$ -	\$ -	\$ -	\$ -	\$ -	\$ -	\$ -	\$ -	\$ -	\$ -	\$ -	\$ -	\$ -	\$ -
Overlay & Sealing	12	\$ -	\$ -	\$ -	\$ -	\$ -	\$ -	\$ -	\$ -	\$ -	\$ -	\$ -	\$ -	\$ -	\$ -
Street Lights & Traffic Signals	13	\$ 4,662,662	\$ -	\$ -	\$ -	\$ -	\$ -	\$ -	\$ -	\$ -	\$ -	\$ -	\$ -	\$ -	\$ 4,662,662
Storm Damage	14	\$ -	\$ -	\$ -	\$ -	\$ -	\$ -	\$ -	\$ -	\$ -	\$ -	\$ -	\$ -	\$ -	\$ -
Other Street Purpose Maintenance	15	\$ 3,667,044	\$ -	\$ -	\$ -	\$ -	\$ -	\$ -	\$ -	\$ -	\$ -	\$ -	\$ -	\$ -	\$ 3,667,044
<b>Total Maintenance<sup>1</sup></b>	16	\$ 8,329,706	\$ -	\$ -	\$ -	\$ -	\$ -	\$ -	\$ -	\$ -	\$ -	\$ -	\$ -	\$ -	\$ 8,329,706
<b>Other</b>	17	\$ -	\$ 366	\$ -	\$ -	\$ -	\$ -	\$ -	\$ -	\$ -	\$ -	\$ 8,637	\$ -	\$ -	\$ 9,003
<b>GRAND TOTALS (Sum Lines 1, 10, 16, 17)</b>	18	\$ 11,489,239	\$ 819,296	\$ 217,500	\$ -	\$ 996,491	\$ -	\$ 1,525,808	\$ -	\$ 401,433	\$ -	\$ 8,637	\$ -	\$ -	\$ 15,458,404
<b>Finance Director Confirmation</b>	19	Any California State Constitution Article XIX streets and road eligible expenditure may be "counted" in local jurisdictions' calculation of MOE if the activity is supported (funded) by a local jurisdictions' discretionary funds (e.g. general fund). The California State Controller also provides useful information on Article XIX and the Streets and Highways Code eligible expenditures in its "Guidelines Relating to Gas Tax Expenditures for Cities and Counties". I have reviewed and am aware of these guidelines and their applicability in calculating and reporting on Maintenance of Effort expenditures. Finance Director initial: 													

<sup>1</sup> Includes direct charges for staff time  
<sup>2</sup> Other M2 includes A-M, R,S,T,U,V, and W  
 + Transportation related only  
 \* Please provide a specific description

Other M2:	
Project V	7,268
Senior mobility	1,369
	<u>\$ 8,637</u>

**Legend**

Project	Description
A-M	Freeway Projects
O	Regional Capacity Program (RCP)
P	Regional Traffic Signal Synchronization Program (RTSSP)
Q	Local Fair Share
R	High Frequency Metrolink Service
S	Transit Extensions to Metrolink
T	Convert Metrolink Station(s) to Regional Gateways that connect Orange County with High-Speed Rail Systems
U	Senior Mobility Program or Senior Non-Emergency Medical Program
V	Community Based Transit/Circulators
W	Safe Transit Stops
X	Environmental Cleanup Program (Water Quality)



**M2 Expenditure Report**  
**Fiscal Year Ended June 30, 2021**

I hereby certify that:

All the information attached herein and included in schedules 1 through 4 is true and accurate to the best of my knowledge;

The interest earned on Net Revenues allocated pursuant to the Ordinance shall be expended only for those purposes for which the Net Revenues were allocated;

The City of Anaheim is aware of the State Controller's "Guidelines Relating to Gas Tax Expenditures for Cities and Counties", which is a guide for determining MOE Expenditures for M2 Eligibility purposes;

The City's Expenditure Report is in compliance with direction provided in the State Controller's "Guidelines Relating to Gas Tax Expenditures for Cities and Counties;" and


The City of Anaheim has expended in this fiscal year an amount of local discretionary funds for streets and roads purposes at least equal to one of the maintenance of effort requirements below<sup>10</sup>:

A) The City/County met the existing FY 2020-21 MOE benchmark dollar amount.

B) The City/County met a proportional MOE benchmark amount of FY 2020-21 General Funds Revenues

Deborah A. Moreno  
Director of Finance

11/10/21  
Date

  
Signature

<sup>10</sup> An actual General Fund Revenue excerpt from a jurisdiction's Comprehensive Annual Finance Report (CAFR) must be provided as backup documentation.

# Statement of Revenues, Expenditures and Changes in Fund Balances

## Governmental Funds

### Year Ended June 30, 2021 (In thousands)

	General	Housing Authority	Nonmajor Governmental Funds	Total Governmental Funds
Revenues:				
Property taxes	\$ 90,222			\$ 90,222
Sales and use taxes	76,907			76,907
Transient occupancy taxes	30,180			30,180
Other taxes	8,139			8,139
Licenses, fees and permits	21,037	\$ 11	\$ 8,403	29,451
Intergovernmental revenues	91,480	97,971	45,440	234,891
Charges for services	27,249		7,950	35,199
Fines, forfeits and penalties	3,096			3,096
Use of money and property	4,449	9,600	17,749	31,798
Others	1,531	132	366	2,029
Contribution from property owners			5,175	5,175
Total revenues	<u>354,290</u>	<u>107,714</u>	<u>85,083</u>	<u>547,087</u>
Expenditures:				
Current:				
City Council	858			858
City Administration	14,761			14,761
City Attorney	7,775		107	7,882
City Clerk	1,013		8	1,021
Human Resources	1,856			1,856
Finance	6,178		104	6,282
Police	157,793		3,840	161,633
Fire & Rescue	91,797		996	92,793
Community & Economic Development	10,759	99,593	15,741	126,093
Planning & Building	23,332		1,330	24,662
Public Works	23,086		16,520	39,606
Community Services	32,106		1,200	33,306
Public Utilities	2,187			2,187
Convention, Sports & Entertainment	308		2,176	2,484
Capital outlay	1,144	823	27,283	29,250
Debt service:				
Principal retirement			17,409	17,409
Interest charges	654		29,040	29,694
Bond issuance costs	1,411			1,411
Total expenditures	<u>377,018</u>	<u>100,416</u>	<u>115,754</u>	<u>593,188</u>
Excess (deficiency) of revenues over (under) expenditures	<u>(22,728)</u>	<u>7,298</u>	<u>(30,671)</u>	<u>(46,101)</u>
Other financing sources (uses):				
Transfers in	26,500		15,641	42,141
Transfers out	(40,010)		(4,299)	(44,309)
Issuance of working capital bonds	138,755			138,755
Issuance of loan payable	799			799
Total other financing sources	<u>126,044</u>		<u>11,342</u>	<u>137,386</u>
Net change in fund balances	103,316	7,298	(19,329)	91,285
Fund balances at beginning of year	32,811	79,903	273,290	386,004
Fund balances at end of year	<u>\$ 136,127</u>	<u>\$ 87,201</u>	<u>\$ 253,961</u>	<u>\$ 477,289</u>

The accompanying notes are an integral part of these financial statements.

RESOLUTION NO. 2021-111

A RESOLUTION OF THE CITY COUNCIL OF THE CITY OF ANAHEIM ADOPTING THE MEASURE M2 EXPENDITURE REPORT AND AUTHORIZING THE CITY OF ANAHEIM FINANCE DIRECTOR TO SIGN AND SUBMIT THE EXPENDITURE REPORT TO THE ORANGE COUNTY TRANSPORTATION AUTHORITY ON BEHALF OF THE CITY OF ANAHEIM.

WHEREAS, Orange County Transportation Authority (“OCTA”) Local Transportation Authority Ordinance No. 3, requires local jurisdictions to meet eligibility requirements and submit eligibility verification packages to OCTA in order to remain eligible to receive M2 funds.

WHEREAS, local jurisdictions are required to adopt an annual M2 Expenditure Report as part of one of the eligibility requirements.

WHEREAS, local jurisdictions are required to account for Net Revenues, developer/traffic impact fees, and funds expended by local jurisdiction in the Expenditure Report that satisfy the Maintenance of Effort requirements; and

WHEREAS, the Expenditure Report shall include all Net Revenue fund balances, interest earned and expenditures identified by type and program or project; and

WHEREAS, the Expenditure Report must be adopted and submitted to OCTA each year within six months of the end of the local jurisdiction’s fiscal year to be eligible to receive Net Revenues as part of M2.

NOW, THEREFORE, BE IT RESOLVED by the City Council of the City of Anaheim that:

a) The M2 Expenditure Report is in conformance with the template provided in the Measure M2 Eligibility Guidelines and accounts for Net Revenues including interest earned, expenditures during the fiscal year and balances at the end of fiscal year.

b) The M2 Expenditure Report is hereby adopted by the City of Anaheim.

c) The City of Anaheim Finance Director is hereby authorized and directed to sign and submit the M2 Expenditure Report to OCTA on behalf of the City of Anaheim for the fiscal year ending June 30, 2021.

THE FOREGOING RESOLUTION is approved and adopted by the City Council of the City of Anaheim this 7th day of December, 2021, by the following roll call vote:

AYES: Mayor Sidhu and Council Members Faessel, Diaz, Ma'ae, Moreno, Valencia and O'Neil

NOES: None

ABSENT: None

ABSTAIN: None

CITY OF ANAHEIM

  
MAYOR OF THE CITY OF ANAHEIM

ATTEST:

  
CITY CLERK OF THE CITY OF ANAHEIM



CLERK'S CERTIFICATE

STATE OF CALIFORNIA )  
COUNTY OF ORANGE ) ss.  
CITY OF ANAHEIM )

I, THERESA BASS, City Clerk of the City of Anaheim, do hereby certify that the foregoing is the original Resolution No. 2021-111 adopted at a regular meeting provided by law, of the Anaheim City Council held on the 7th day of December, 2021 by the following vote of the members thereof:

AYES: Mayor Sidhu and Council Members Faessel, Diaz, Ma'ae, Moreno, Valencia, and O'Neil

NOES: None


ABSTAIN: None

ABSENT: None

IN WITNESS WHEREOF, I have hereunto set my hand this 8th day of December, 2021.

  
\_\_\_\_\_  
For CITY CLERK OF THE CITY OF ANAHEIM

(SEAL)

I, Karla Oceguera  
Deputy City Clerk for the City of Anaheim,  
California, do hereby certify that this is a  
true and correct copy of the original  
RES-2021-111 on file in the Office  
of the City Clerk, adopted by the Anaheim  
City Council on December 7<sup>th</sup>, 2021  
  
\_\_\_\_\_  
Deputy City Clerk  
City of Anaheim  
Anaheim, CA



# Orange County Transportation Authority

## M2 Fact Sheet

City of Brea

Fiscal Year Ended June 30, 2021

Council Action 12/7/2021

Signed Resolution Yes

Revised Final Report? No

	<u>Actual</u>	<u>Benchmark</u>
<b>MOE Expenditures</b>	\$1,361,501	\$838,243

Project	Beginning Balance A	Revenues Claimed B	Expenditures C	Ending Balance D	Verify A+B-C-D
M2 Fairshare	2,876,549	1,036,157	2,630,793	1,281,913	0
M2 Fairshare Interest	143,446	36,817	0	180,263	0
M2 CTFP (Project O)	4,551,867	0	3,096,450	1,455,417	0
M2 CTFP (Project O) Interest	22,674	80,442	0	103,116	0
Regional Traffic Signal Synchronization Program	-47,120	44,125	22,092	-25,087	0
Regional Traffic Signal Synchronization Program Int	0	0	0	0	0
SMP or Senior Non-Emergency Medical	42,522	46,269	32,747	56,044	0
SMP or Senior Non-Emergency Medical Interest	0	1,147	0	1,147	0
Water Quality Program (Project X)	0	0	0	0	0
Water Quality Program (Project X) Interest	0	0	0	0	0
<b>Grand Total</b>	<b>7,589,938</b>	<b>1,244,957</b>	<b>5,782,082</b>	<b>3,052,812</b>	<b>0</b>

**M2 Expenditure Report  
Fiscal Year Ended June 30, 2021  
Beginning and Ending Balances**

Description	Line No.	Amount	Interest
<b>Balances at Beginning of Fiscal Year</b>			
<b>A-M</b> Freeway Projects	1	\$ -	\$ -
<b>O</b> Regional Capacity Program (RCP)	2	\$ 4,551,865	\$ 22,674
<b>P</b> Regional Traffic Signal Synchronization Program (RTSSP)	3	\$ (44,125)	\$ -
<b>Q</b> Local Fair Share	4	\$ 2,876,550	\$ 143,446
<b>R</b> High Frequency Metrolink Service	5	\$ -	\$ -
<b>S</b> Transit Extensions to Metrolink	6	\$ -	\$ -
<b>T</b> Convert Metrolink Station(s) to Regional Gateways that connect Orange County with High-Speed Rail Systems	7	\$ -	\$ -
<b>U</b> Senior Mobility Program or Senior Non-Emergency Medical Program	8	\$ 42,523	\$ -
<b>V</b> Community Based Transit/Circulators	9	\$ -	\$ -
<b>W</b> Safe Transit Stops	10	\$ -	\$ -
<b>X</b> Environmental Cleanup Program (Water Quality)	11	\$ -	\$ -
Other*	12	\$ -	\$ -
<b>Balances at Beginning of Fiscal Year</b>	13	\$ 7,426,813	\$ 166,120
Monies Made Available During Fiscal Year	14	\$ 1,126,551	\$ 118,406
<b>Total Monies Available (Sum Lines 13 &amp; 14)</b>	15	\$ 8,553,364	\$ 284,526
Expenditures During Fiscal Year	16	\$ 5,782,082	\$ -
<b>Balances at End of Fiscal Year</b>			
<b>A-M</b> Freeway Projects	17	\$ -	\$ -
<b>O</b> Regional Capacity Program (RCP)	18	\$ 1,455,415	\$ 103,116
<b>P</b> Regional Traffic Signal Synchronization Program (RTSSP)	19	\$ (22,092)	\$ -
<b>Q</b> Local Fair Share	20	\$ 1,281,914	\$ 180,263
<b>R</b> High Frequency Metrolink Service	21	\$ -	\$ -
<b>S</b> Transit Extensions to Metrolink	22	\$ -	\$ -
<b>T</b> Convert Metrolink Station(s) to Regional Gateways that connect Orange County with High-Speed Rail Systems	23	\$ -	\$ -
<b>U</b> Senior Mobility Program or Senior Non-Emergency Medical Program	24	\$ 56,045	\$ 1,147
<b>V</b> Community Based Transit/Circulators	25	\$ -	\$ -
<b>W</b> Safe Transit Stops	26	\$ -	\$ -
<b>X</b> Environmental Cleanup Program (Water Quality)	27	\$ -	\$ -
Other*	28	\$ -	\$ -

\* Please provide a specific description

P (RTSSP) Balances at Beginning of Fiscal Year adjusted by \$-2,995.2 due to disallowed cost from prior year.

**M2 Expenditure Report**  
**Fiscal Year Ended June 30, 2021**  
**Sources and Uses**

Description	Line No.	Amount	Interest
<b>Revenues:</b>			
<b>A-M</b> Freeway Projects	1	\$ -	\$ -
<b>O</b> Regional Capacity Program (RCP)	2	\$ -	\$ 80,442
<b>P</b> Regional Traffic Signal Synchronization Program (RTSSP)	3	\$ 44,125	\$ -
<b>Q</b> Local Fair Share	4	\$ 1,036,157	\$ 36,817
<b>R</b> High Frequency Metrolink Service	5	\$ -	\$ -
<b>S</b> Transit Extensions to Metrolink	6	\$ -	\$ -
<b>T</b> Convert Metrolink Station(s) to Regional Gateways that connect Orange County with High-Speed Rail Systems	7	\$ -	\$ -
<b>U</b> Senior Mobility Program or Senior Non-Emergency Medical Program	8	\$ 46,269	\$ 1,147
<b>V</b> Community Based Transit/Circulators	9	\$ -	\$ -
<b>W</b> Safe Transit Stops	10	\$ -	\$ -
<b>X</b> Environmental Cleanup Program (Water Quality)	11	\$ -	\$ -
Other*	12	\$ -	\$ -
<b>TOTAL REVENUES (Sum lines 1 to 12)</b>	13	\$ 1,126,551	\$ 118,406
<b>Expenditures:</b>			
<b>A-M</b> Freeway Projects	14	\$ -	\$ -
<b>O</b> Regional Capacity Program (RCP)	15	\$ 3,096,450	\$ -
<b>P</b> Regional Traffic Signal Synchronization Program (RTSSP)	16	\$ 22,092	\$ -
<b>Q</b> Local Fair Share	17	\$ 2,630,793	\$ -
<b>R</b> High Frequency Metrolink Service	18	\$ -	\$ -
<b>S</b> Transit Extensions to Metrolink	19	\$ -	\$ -
<b>T</b> Convert Metrolink Station(s) to Regional Gateways that connect Orange County with High-Speed Rail Systems	20	\$ -	\$ -
<b>U</b> Senior Mobility Program or Senior Non-Emergency Medical Program	21	\$ 32,747	\$ -
<b>V</b> Community Based Transit/Circulators	22	\$ -	\$ -
<b>W</b> Safe Transit Stops	23	\$ -	\$ -
<b>X</b> Environmental Cleanup Program (Water Quality)	24	\$ -	\$ -
Other*	25	\$ -	\$ -
<b>TOTAL EXPENDITURES (Sum lines 14 to 25)</b>	26	\$ 5,782,082	\$ -
<b>TOTAL BALANCE (Subtract line 26 from 13)</b>	27	\$ (4,655,532)	\$ 118,406

\* Please provide a specific description

**M2 Expenditure Report**  
**Fiscal Year Ended June 30, 2021**  
**Streets and Roads Detailed Use of Funds**

Type of Expenditure	Line No.	MOE	Developer / Impact Fees <sup>1</sup>	O	O Interest	P	P Interest	Q	Q Interest	X	X Interest	Other M2 <sup>2</sup>	Other M2 Interest	Other*	TOTAL
<b>Indirect and/or Overhead</b>	1	\$ -	\$ 60,031	\$ -	\$ -	\$ -	\$ -	\$ 52,544	\$ -	\$ -	\$ -	\$ -	\$ -	\$ -	\$ 112,575
<b>Construction &amp; Right-of-Way</b>															
New Street Construction	2	\$ -	\$ -	\$ -	\$ -	\$ -	\$ -	\$ -	\$ -	\$ -	\$ -	\$ -	\$ -	\$ -	\$ -
Street Reconstruction	3	\$ -	\$ 2,319,968	\$ 2,578,606	\$ -	\$ -	\$ -	\$ 833,571	\$ -	\$ -	\$ -	\$ -	\$ -	\$ -	\$ 5,732,145
Signals, Safety Devices, & Street Lights	4	\$ -	\$ -	\$ -	\$ -	\$ 22,092	\$ -	\$ 1,088,233	\$ -	\$ -	\$ -	\$ -	\$ -	\$ -	\$ 1,110,325
Pedestrian Ways & Bikepaths	5	\$ -	\$ -	\$ -	\$ -	\$ -	\$ -	\$ -	\$ -	\$ -	\$ -	\$ -	\$ -	\$ -	\$ -
Storm Drains	6	\$ -	\$ -	\$ -	\$ -	\$ -	\$ -	\$ -	\$ -	\$ -	\$ -	\$ -	\$ -	\$ -	\$ -
Storm Damage	7	\$ -	\$ -	\$ -	\$ -	\$ -	\$ -	\$ -	\$ -	\$ -	\$ -	\$ -	\$ -	\$ -	\$ -
<b>Total Construction<sup>1</sup></b>	8	\$ -	\$ -	\$ -	\$ -	\$ -	\$ -	\$ -	\$ -	\$ -	\$ -	\$ -	\$ -	\$ -	\$ -
Right of Way Acquisition	9	\$ -	\$ -	\$ 517,844	\$ -	\$ -	\$ -	\$ -	\$ -	\$ -	\$ -	\$ -	\$ -	\$ -	\$ 517,844
<b>Total Construction &amp; Right-of-Way</b>	10	\$ -	\$ 2,319,968	\$ 3,096,450	\$ -	\$ 22,092	\$ -	\$ 1,921,803	\$ -	\$ -	\$ -	\$ -	\$ -	\$ -	\$ 7,360,314
<b>Maintenance</b>															
Patching	11	\$ -	\$ -	\$ -	\$ -	\$ -	\$ -	\$ -	\$ -	\$ -	\$ -	\$ -	\$ -	\$ -	\$ -
Overlay & Sealing	12	\$ -	\$ -	\$ -	\$ -	\$ -	\$ -	\$ -	\$ -	\$ -	\$ -	\$ -	\$ -	\$ -	\$ -
Street Lights & Traffic Signals	13	\$ -	\$ -	\$ -	\$ -	\$ -	\$ -	\$ -	\$ -	\$ -	\$ -	\$ -	\$ -	\$ -	\$ -
Storm Damage	14	\$ -	\$ -	\$ -	\$ -	\$ -	\$ -	\$ -	\$ -	\$ -	\$ -	\$ -	\$ -	\$ -	\$ -
Other Street Purpose Maintenance	15	\$ 1,361,501	\$ -	\$ -	\$ -	\$ -	\$ -	\$ 656,445	\$ -	\$ -	\$ -	\$ -	\$ -	\$ -	\$ 2,017,945
<b>Total Maintenance<sup>1</sup></b>	16	\$ 1,361,501	\$ -	\$ -	\$ -	\$ -	\$ -	\$ 656,445	\$ -	\$ -	\$ -	\$ -	\$ -	\$ -	\$ 2,017,945
<b>Other</b>	17	\$ -	\$ -	\$ -	\$ -	\$ -	\$ -	\$ -	\$ -	\$ -	\$ -	\$ 32,747	\$ -	\$ -	\$ 32,747
<b>GRAND TOTALS (Sum Lines 1, 10, 16, 17)</b>	18	\$ 1,361,501	\$ 2,379,998	\$ 3,096,450	\$ -	\$ 22,092	\$ -	\$ 2,630,793	\$ -	\$ -	\$ -	\$ 32,747	\$ -	\$ -	\$ 9,523,581
<b>Finance Director Confirmation</b>	19	Any California State Constitution Article XIX streets and road eligible expenditure may be "counted" in local jurisdictions' calculation of MOE if the activity is supported (funded) by a local jurisdictions' discretionary funds (e.g. general fund). The California State Controller also provides useful information on Article XIX and the Streets and Highways Code eligible expenditures in its "Guidelines Relating to Gas Tax Expenditures for Cities and Counties". I have reviewed and am aware of these guidelines and their applicability in calculating and reporting on Maintenance of Effort expenditures.  Finance Director initial: <u>CR</u>													

<sup>1</sup> Includes direct charges for staff time  
<sup>2</sup> Other M2 includes A-M, R,S,T,U,V, and W  
 + Transportation related only  
 \* Please provide a specific description

**Legend**

Project	Description
A-M	Freeway Projects
O	Regional Capacity Program (RCP)
P	Regional Traffic Signal Synchronization Program (RTSSP)
Q	Local Fair Share
R	High Frequency Metrolink Service
S	Transit Extensions to Metrolink
T	Convert Metrolink Station(s) to Regional Gateways that connect Orange County with High-Speed Rail Systems
U	Senior Mobility Program or Senior Non-Emergency Medical Program
V	Community Based Transit/Circulators
W	Safe Transit Stops
X	Environmental Cleanup Program (Water Quality)

**M2 Expenditure Report  
Fiscal Year Ended June 30, 2021  
Local Fair Share Project List**

PROJECT NAME	AMOUNT EXPENDED
Administrative	\$ 52,544
Traffic Signal Controller Upgrades - 7218	\$ 1,459
Citywide Slurry Seal Program - 7312	\$ 178,365
Alley Rehab W. of Flower Ave - 7319	\$ 147,688
Country Hills Pavement & Water - 7322	\$ 137,465
Country Lane Street Rehabilitation - 7323	\$ 423,256
Gemini/Steele Waterlines - 7453	\$ 200,000
Pleasant Hills - 7457	\$ 173,571
Napoli - 7458	\$ 60,000
N. Hills West - 7459	\$ 200,000
N. Hills East - 7460	\$ 400,000
Puente Street Water Main Replacement - 7464	\$ 400,000
S. Brea Water Mains - 7466	\$ 39,031
Eagle Hills Tract Water Main Replacement - 7467	\$ 100,000
Regulatory Sign Replace - 7702	\$ 119,106
Alley Rehab - 7320	\$ (1,691.86)
	\$ 2,630,793

**M2 Expenditure Report**  
**Fiscal Year Ended June 30, 2021**

I hereby certify that:

- All the information attached herein and included in schedules 1 through 4 is true and accurate to the best of my knowledge;
- The interest earned on Net Revenues allocated pursuant to the Ordinance shall be expended only for those purposes for which the Net Revenues were allocated;
- The City of Brea is aware of the State Controller's "Guidelines Relating to Gas Tax Expenditures for Cities and Counties", which is a guide for determining MOE Expenditures for M2 Eligibility purposes;
- The City/County's Expenditure Report is in compliance with direction provided in the State Controller's "Guidelines Relating to Gas Tax Expenditures for Cities and Counties;" and
- The City of Brea has expended in this fiscal year an amount of local discretionary funds for streets and roads purposes at least equal to one of the maintenance of effort requirements below<sup>10</sup>:

A) The City/County met the existing FY 2020-21 MOE benchmark dollar amount.

B) The City/County met a proportional MOE benchmark amount of FY 2020-21 General Funds Revenues that is at least equal to the percent listed in column C of Exhibit 2 in the M2 Eligibility Guidelines.

Cindy Russell, Administrative Services Director  
Director of Finance (Print Name)

11/23/2021  
Date

*Cindy Russell*  
Signature

<sup>10</sup> An actual General Fund Revenue excerpt from a jurisdiction's Comprehensive Annual Finance Report (CAFR) must be provided as backup documentation.

**RESOLUTION NO. 2021-073**

**A RESOLUTION OF THE CITY COUNCIL OF THE CITY OF BREA, CONCERNING THE MEASURE M2 (M2) EXPENDITURE REPORT FOR THE CITY OF BREA**

**A. RECITALS:**

(i) Whereas, local jurisdictions are required to meet eligibility requirements and submit eligibility verification packages to the Orange County Transportation Authority (OCTA) in order to remain eligible to receive M2 funds; and

(ii) Whereas, local jurisdictions are required to adopt an annual M2 Expenditure Report as part of one of the eligibility requirements; and

(iii) Whereas, local jurisdictions are required to account for Net Revenues, developer/traffic impact fees, and funds expended by local jurisdiction in the M2 Expenditure Report that satisfy the Maintenance of Effort requirements; and

(iv) Whereas, the M2 Expenditure Report shall include all Net Revenue fund balances, interest earned and expenditures identified by type and program or project; and

(v) Whereas, the M2 Expenditure Report must be adopted and submitted to the OCTA each year within six months of the end of the local jurisdiction's fiscal year to be eligible to receive Net Revenues as part of M2.



**B. RESOLUTION:**


**NOW, THEREFORE, BE IT RESOLVED** that the City Council of the City of Brea does hereby inform OCTA that:

- a) The M2 Expenditure Report is in conformance with the template provided in the Measure M2 Eligibility Guidelines and accounts for Net Revenues including interest earned, expenditures during the fiscal year, and balances at the end of fiscal year.
- b) The M2 Expenditure Report is hereby adopted by the City of Brea.
- c) The City of Brea Administrative Services Director is hereby authorized to sign and submit the M2 Expenditure Report to OCTA for the fiscal year ending June 30, 2021

**PASSED, APPROVED AND ADOPTED** this 7th day of December 2021.

  
\_\_\_\_\_  
Cecilia Hupp, Mayor

ATTEST:

  
\_\_\_\_\_  
Lillian Harris-Neal, City Clerk



**RESO NO. 2021-073**  
December 7, 2021

I, Lillian Harris-Neal, City Clerk of the City of Brea, do hereby certify that the foregoing Resolution was adopted at a regular meeting of the City Council of the City of Brea held on the 7th day of December 2021, by the following vote:


AYES: COUNCIL MEMBERS: Hupp, Parker, Marick, Vargas, Simonoff

NOES: COUNCIL MEMBERS: None.

ABSENT: COUNCIL MEMBERS: None.

ABSTAINED: COUNCIL MEMBERS: None.

Dated: \_\_\_\_\_

12/13/2021  
  
\_\_\_\_\_  
Lillian Harris-Neal, City Clerk



**Orange County Transportation Authority**

**M2 Fact Sheet**

**City of Buena Park**

**Fiscal Year Ended June 30, 2021**

Council Action 11/23/2021

Signed Resolution Yes

Revised Final Report? No

	<u>Actual</u>	<u>Benchmark</u>
<b>MOE Expenditures</b>	\$4,651,993	\$4,184,754

Project	Beginning Balance A	Revenues Claimed B	Expenditures C	Ending Balance D	Verify A+B-C-D
M2 Fairshare	1,059,821	1,542,703	1,136,802	1,465,722	0
M2 Fairshare Interest	0	16,179	16,179	0	0
M2 CTFP (Project O)	-480,467	480,837	0	370	0
M2 CTFP (Project O) Interest	0	0	0	0	0
Regional Traffic Signal Synchronization Program	-383,343	334,843	0	-48,500	0
Regional Traffic Signal Synchronization Program Int	0	0	0	0	0
SMP or Senior Non-Emergency Medical	1	79,199	79,199	1	0
SMP or Senior Non-Emergency Medical Interest	0	0	0	0	0
<b>Grand Total</b>	<b>196,011</b>	<b>2,453,761</b>	<b>1,232,180</b>	<b>1,417,592</b>	<b>0</b>

**M2 Expenditure Report**  
**Fiscal Year Ended June 30, 2021**  
**Beginning and Ending Balances**

Description	Line No.	Amount	Interest
<b>Balances at Beginning of Fiscal Year</b>			
A-M Freeway Projects	1	\$ -	\$ -
O Regional Capacity Program (RCP)	(2) 2	\$ (480,837)	\$ -
P Regional Traffic Signal Synchronization Program (RTSSP)	3	\$ (383,343)	\$ -
Q Local Fair Share	4	\$ 1,059,820	\$ -
R High Frequency Metrolink Service	5	\$ -	\$ -
S Transit Extensions to Metrolink	6	\$ -	\$ -
T Convert Metrolink Station(s) to Regional Gateways that connect Orange County with High-Speed Rail Systems	7	\$ -	\$ -
U Senior Mobility Program or Senior Non-Emergency Medical Program	8	\$ -	\$ -
V Community Based Transit/Circulators	9	\$ -	\$ -
W Safe Transit Stops	10	\$ -	\$ -
X Environmental Cleanup Program (Water Quality)	11	\$ -	\$ -
Other*	12	\$ -	\$ -
<b>Balances at Beginning of Fiscal Year</b>	13	\$ 195,639.31	\$ -
Monies Made Available During Fiscal Year	14	\$ 2,437,581.99	\$ 16,179.02
<b>Total Monies Available (Sum Lines 13 &amp; 14)</b>	15	\$ 2,633,221.30	\$ 16,179.02
Expenditures During Fiscal Year	16	\$ 1,216,001.03	\$ 16,179.02
<b>Balances at End of Fiscal Year</b>			
A-M Freeway Projects	17	\$ -	\$ -
O Regional Capacity Program (RCP)	18	\$ -	\$ -
P Regional Traffic Signal Synchronization Program (RTSSP) (1)	19	\$ (48,500.55)	\$ -
Q Local Fair Share	20	\$ 1,465,720.82	\$ -
R High Frequency Metrolink Service	21	\$ -	\$ -
S Transit Extensions to Metrolink	22	\$ -	\$ -
T Convert Metrolink Station(s) to Regional Gateways that connect Orange County with High-Speed Rail Systems	23	\$ -	\$ -
U Senior Mobility Program or Senior Non-Emergency Medical Program	24	\$ -	\$ -
V Community Based Transit/Circulators	25	\$ -	\$ -
W Safe Transit Stops	26	\$ -	\$ -
X Environmental Cleanup Program (Water Quality)	27	\$ -	\$ -
Other*	28	\$ -	\$ -

\* Please provide a specific description

- (1) \$48,500.55 RTSSP Reimbursable OCTA grant for the "Artesia Signal Synchron" project.
- (2) The RCP (O) beginning balance was adjusted by \$370 because the RCP reimbursement from OCTA received in 2020-21 for the SR 91 offramp project was \$370 (480,837.07 - 480,467.00) more than the amount originally reported to OCTA in the 2017-18 M2 Report.


**M2 Expenditure Report**  
**Fiscal Year Ended June 30, 2021**  
**Sources and Uses**

Description	Line No.	Amount	Interest
<b>Revenues:</b>			
<b>A-M</b> Freeway Projects	1	\$ -	\$ -
<b>O</b> Regional Capacity Program (RCP)	2	\$ 480,837.07	\$ -
<b>P</b> Regional Traffic Signal Synchronization Program (RTSSP)	3	\$ 334,842.94	\$ -
<b>Q</b> Local Fair Share	4	\$ 1,542,703.17	\$ 16,179.02
<b>R</b> High Frequency Metrolink Service	5	\$ -	\$ -
<b>S</b> Transit Extensions to Metrolink	6	\$ -	\$ -
<b>T</b> Convert Metrolink Station(s) to Regional Gateways that connect Orange County with High-Speed Rail Systems	7	\$ -	\$ -
<b>U</b> Senior Mobility Program or Senior Non-Emergency Medical Program	8	\$ 79,198.81	\$ -
<b>V</b> Community Based Transit/Circulators	9	\$ -	\$ -
<b>W</b> Safe Transit Stops	10	\$ -	\$ -
<b>X</b> Environmental Cleanup Program (Water Quality)	11	\$ -	\$ -
Other*	12	\$ -	\$ -
<b>TOTAL REVENUES (Sum lines 1 to 12)</b>	13	\$ 2,437,581.99	\$ 16,179.02
<b>Expenditures:</b>			
<b>A-M</b> Freeway Projects	14	\$ -	\$ -
<b>O</b> Regional Capacity Program (RCP)	15	\$ -	\$ -
<b>P</b> Regional Traffic Signal Synchronization Program (RTSSP)	16	\$ -	\$ -
<b>Q</b> Local Fair Share	17	\$ 1,136,802.22	\$ 16,179.02
<b>R</b> High Frequency Metrolink Service	18	\$ -	\$ -
<b>S</b> Transit Extensions to Metrolink	19	\$ -	\$ -
<b>T</b> Convert Metrolink Station(s) to Regional Gateways that connect Orange County with High-Speed Rail Systems	20	\$ -	\$ -
<b>U</b> Senior Mobility Program or Senior Non-Emergency Medical Program	21	\$ 79,198.81	\$ -
<b>V</b> Community Based Transit/Circulators	22	\$ -	\$ -
<b>W</b> Safe Transit Stops	23	\$ -	\$ -
<b>X</b> Environmental Cleanup Program (Water Quality)	24	\$ -	\$ -
Other*	25	\$ -	\$ -
<b>TOTAL EXPENDITURES (Sum lines 14 to 25)</b>	26	\$ 1,216,001.03	\$ 16,179.02
<b>TOTAL BALANCE (Subtract line 26 from 13)</b>	27	\$ 1,221,581	\$ -

\* Please provide a specific description

\*The RTSSP reimbursement from OCTA for the SR 91 offramp project was \$370.07 (480,837.07 - 480,467.00) more than the amount originally reported to OCTA in the 2017-18 M2 Report.

**M2 Expenditure Report**  
**Fiscal Year Ended June 30, 2021**  
**Streets and Roads Detailed Use of Funds**

Type of Expenditure	Line No.	MOE	Developer / Impact Fees <sup>1</sup>	O	O Interest	P	P Interest	Q	Q Interest	X	X Interest	Other M2 <sup>2</sup>	Other M2 Interest	Other*	TOTAL
<b>Indirect and/or Overhead</b>	1	\$ 1,355,875	\$ -	\$ -	\$ -	\$ -	\$ -	\$ 407,420	\$ 5,798.43	\$ -	\$ -	\$ -	\$ -	\$ -	\$ 1,769,094
<b>Construction &amp; Right-of-Way</b>															
New Street Construction	2	\$ -	\$ -	\$ -	\$ -	\$ -	\$ -	\$ -	\$ -	\$ -	\$ -	\$ -	\$ -	\$ -	\$ -
Street Reconstruction	3	\$ -	\$ -	\$ -	\$ -	\$ -	\$ -	\$ 553,473.83	\$ 7,877.06	\$ -	\$ -	\$ -	\$ -	\$ -	\$ 561,351
Signals, Safety Devices, & Street Lights	4	\$ -	\$ -	\$ -	\$ -	\$ -	\$ -	\$ 43,986.46	\$ 626.02	\$ -	\$ -	\$ -	\$ -	\$ -	\$ 44,612
Pedestrian Ways & Bikepaths	5	\$ -	\$ -	\$ -	\$ -	\$ -	\$ -	\$ -	\$ -	\$ -	\$ -	\$ -	\$ -	\$ -	\$ -
Storm Drains	6	\$ -	\$ -	\$ -	\$ -	\$ -	\$ -	\$ -	\$ -	\$ -	\$ -	\$ -	\$ -	\$ -	\$ -
Storm Damage	7	\$ -	\$ -	\$ -	\$ -	\$ -	\$ -	\$ -	\$ -	\$ -	\$ -	\$ -	\$ -	\$ -	\$ -
<b>Total Construction<sup>1</sup></b>	8	\$ -	\$ -	\$ -	\$ -	\$ -	\$ -	\$ 597,460.29	\$ 8,503.08	\$ -	\$ -	\$ -	\$ -	\$ -	\$ 605,963
Right of Way Acquisition	9	\$ -	\$ -	\$ -	\$ -	\$ -	\$ -	\$ -	\$ -	\$ -	\$ -	\$ -	\$ -	\$ -	\$ -
<b>Total Construction &amp; Right-of-Way</b>	10	\$ -	\$ -	\$ -	\$ -	\$ -	\$ -	\$ 597,460.29	\$ 8,503.08	\$ -	\$ -	\$ -	\$ -	\$ -	\$ 605,963
<b>Maintenance</b>															
Patching	11	\$ -	\$ -	\$ -	\$ -	\$ -	\$ -	\$ -	\$ -	\$ -	\$ -	\$ -	\$ -	\$ -	\$ -
Overlay & Sealing	12	\$ -	\$ -	\$ -	\$ -	\$ -	\$ -	\$ 127,977.62	\$ 1,821.38	\$ -	\$ -	\$ -	\$ -	\$ -	\$ 129,799
Street Lights & Traffic Signals	13	\$ 1,089,764.89	\$ -	\$ -	\$ -	\$ -	\$ -	\$ -	\$ -	\$ -	\$ -	\$ -	\$ -	\$ -	\$ 1,089,765
Storm Damage	14	\$ -	\$ -	\$ -	\$ -	\$ -	\$ -	\$ -	\$ -	\$ -	\$ -	\$ -	\$ -	\$ -	\$ -
Other Street Purpose Maintenance	15	\$ 2,206,353.78	\$ -	\$ -	\$ -	\$ -	\$ -	\$ 3,943.87	\$ 56.13	\$ -	\$ -	\$ -	\$ -	\$ -	\$ 2,210,354
<b>Total Maintenance<sup>1</sup></b>	16	\$ 3,296,118.67	\$ -	\$ -	\$ -	\$ -	\$ -	\$ 131,921.49	\$ 1,877.51	\$ -	\$ -	\$ -	\$ -	\$ -	\$ 3,429,918
<b>Other</b>	17	\$ -	\$ -	\$ -	\$ -	\$ -	\$ -	\$ -	\$ -	\$ -	\$ -	\$ 79,198.81	\$ -	\$ -	\$ 79,199
<b>GRAND TOTALS (Sum Lines 1, 10, 16, 17)</b>	18	\$ 4,651,993	\$ -	\$ -	\$ -	\$ -	\$ -	\$ 1,136,802	\$ 16,179	\$ -	\$ -	\$ 79,199	\$ -	\$ -	\$ 5,884,173
<b>Finance Director Confirmation</b>	19	Any California State Constitution Article XIX streets and road eligible expenditure may be "counted" in local jurisdictions' calculation of MOE if the activity is supported (funded) by a local jurisdictions' discretionary funds (e.g. general fund). The California State Controller also provides useful information on Article XIX and the Streets and Highways Code eligible expenditures in its "Guidelines Relating to Gas Tax Expenditures for Cities and Counties". I have reviewed and am aware of these guidelines and their applicability in calculating and reporting on Maintenance of Effort expenditures.  Finance Director initial: 													

<sup>1</sup> Includes direct charges for staff time  
<sup>2</sup> Other M2 includes A-M, R,S,T,U,V, and W  
 + Transportation related only  
 \* Please provide a specific description

**Legend**

Project	Description
A-M	Freeway Projects
O	Regional Capacity Program (RCP)
P	Regional Traffic Signal Synchronization Program (RTSSP)
Q	Local Fair Share
R	High Frequency Metrolink Service
S	Transit Extensions to Metrolink
T	Convert Metrolink Station(s) to Regional Gateways that connect Orange County with High-Speed Rail Systems
U	Senior Mobility Program or Senior Non-Emergency Medical Program
V	Community Based Transit/Circulators
W	Safe Transit Stops
X	Environmental Cleanup Program (Water Quality)



**M2 Expenditure Report  
Fiscal Year Ended June 30, 2021**

I hereby certify that:

- All the information attached herein and included in schedules 1 through 4 is true and accurate to the best of my knowledge;
- The interest earned on Net Revenues allocated pursuant to the Ordinance shall be expended only for those purposes for which the Net Revenues were allocated;
- The City of Buena Park is aware of the State Controller’s “Guidelines Relating to Gas Tax Expenditures for Cities and Counties”, which is a guide for determining MOE Expenditures for M2 Eligibility purposes;
- The City’s Expenditure Report is in compliance with direction provided in the State Controller’s “Guidelines Relating to Gas Tax Expenditures for Cities and Counties;” and
- The City of Buena Park has expended in this fiscal year an amount of local discretionary funds for streets and roads purposes at least equal to one of the maintenance of effort requirements below<sup>10</sup>:

A) The City met the existing FY 2020-21 MOE benchmark dollar amount.

B) The City met a proportional MOE benchmark amount of FY 2020-21 General Funds Revenues that is at least equal to the percent listed in column C of Exhibit 2 in the M2 Eligibility Guidelines.

Sung Hyun

11/18/2021

\_\_\_\_\_  
Director of Finance (Print Name)

\_\_\_\_\_  
Date

\_\_\_\_\_  
Signature

<sup>10</sup> An actual General Fund Revenue excerpt from a jurisdiction’s Comprehensive Annual Finance Report (CAFR) must be provided as backup documentation.



RESOLUTION NO. 14407

A RESOLUTION OF THE CITY COUNCIL OF THE CITY OF BUENA PARK, CALIFORNIA, CONCERNING THE MEASURE M2 (M2) EXPENDITURE REPORT FOR THE CITY OF BUENA PARK

WHEREAS, local jurisdictions are required to meet eligibility requirements and submit eligibility verification packages to the Orange County Transportation Authority (OCTA) in order to remain eligible to receive M2 funds; and

WHEREAS, local jurisdictions are required to adopt an annual M2 Expenditure Report as part of one of the eligibility requirements; and

WHEREAS, local jurisdictions are required to account for Net Revenues, developer/traffic impact fees, and funds expended by the local jurisdiction in the M2 Expenditure Report that satisfy the Maintenance of Effort requirements; and

WHEREAS, the M2 Expenditure Report shall include all Net Revenue fund balances, interest earned and expenditures identified by type and program or project; and

WHEREAS, the M2 Expenditure Report must be adopted and submitted to the OCTA each year within six months of the end of the local jurisdiction's fiscal year to be eligible to receive Net Revenues as part of M2.

NOW, THEREFORE, the City Council of the City of Buena Park does hereby resolve and inform OCTA that:

Section 1: The M2 Expenditure Report is in conformance with the template provided in the Measure M2 Eligibility Guidelines and accounts for Net Revenues including interest earned, expenditures during the fiscal year, and balances at the end of the fiscal year.

Section 2: The M2 Expenditure Report is hereby adopted by the City of Buena Park.

Section 3: The City of Buena Park Director of Finance is hereby authorized to sign and submit the M2 Expenditure Report to OCTA for the fiscal year ending June 30, 2021.

PASSED AND ADOPTED this 23<sup>rd</sup> day of November 2021, by the following called vote:

AYES: COUNCILMEMBERS: Swift, Brown, Park, Sonne, Traut

NOES: COUNCILMEMBERS: None


ABSENT: COUNCILMEMBERS: None

ABSTAIN: COUNCILMEMBERS: None

ATTEST:

  
\_\_\_\_\_  
City Clerk



  
\_\_\_\_\_  
Mayor

I, Adria M. Jimenez, MMC, City Clerk of the City of Buena Park, California, hereby certify that the foregoing resolution was duly and regularly passed and adopted at a regular meeting of the City Council of the City of Buena Park, held this 23<sup>rd</sup> day of November 2021.

  
\_\_\_\_\_  
City Clerk



**Orange County Transportation Authority**

**M2 Fact Sheet**

**City of Costa Mesa**

**Fiscal Year Ended June 30, 2021**

**Council Action** 12/7/2021

**Signed Resolution** Yes

**Revised Final Report?** No

	<u>Actual</u>	<u>Benchmark</u>
<b>MOE Expenditures</b>	\$9,453,987	\$8,607,340

Project	Beginning Balance A	Revenues Claimed B	Expenditures C	Ending Balance D	Verify A+B-C-D
M2 Fairshare	5,307,592	2,666,018	4,002,629	3,970,981	0
M2 Fairshare Interest	0	17,990	17,990	0	0
M2 CTFP (Project O)	275,640	43,285	7,712	311,213	0
M2 CTFP (Project O) Interest	0	1,417	1,417	0	0
Regional Traffic Signal Synchronization Program	-116,611	0	832,319	-948,930	0
Regional Traffic Signal Synchronization Program Int	0	0	0	0	0
SMP or Senior Non-Emergency Medical	0	94,977	46,554	48,424	0
SMP or Senior Non-Emergency Medical Interest	0	73	73	0	0
Community Based Transit/Circulators	-11,401	0	0	-11,401	0
Community Based Transit/Circulators Interest	0	0	0	0	0
Safe Transit Stops	1,792	0	0	1,792	0
Safe Transit Stops Interest	0	0	0	0	0
Water Quality Program (Project X)	-142,089	39,864	0	-102,225	0
Water Quality Program (Project X) Interest	0	0	0	0	0
Freeway Environmental Mitigation	-36,889	0	0	-36,889	0
Freeway Environmental Mitigation Interest	0	0	0	0	0
Other	15,931	71,168	0	87,099	0
Other Interest	0	0	0	0	0
<b>Grand Total</b>	<b>5,293,965</b>	<b>2,934,792</b>	<b>4,908,694</b>	<b>3,320,063</b>	<b>0</b>

**M2 Expenditure Report**  
**Fiscal Year Ended June 30, 2021**  
**Beginning and Ending Balances**

Description	Line No.	Amount	Interest
<b>Balances at Beginning of Fiscal Year</b>			
<b>A-M</b> Freeway Projects	1	\$ (36,889.00)	\$ -
<b>O</b> Regional Capacity Program (RCP)	2	\$ 275,638.00	\$ -
<b>P</b> Regional Traffic Signal Synchronization Program (RTSSP)	3	\$ (116,612.00)	\$ -
<b>Q</b> Local Fair Share	4	\$ 5,307,592.00	\$ -
<b>R</b> High Frequency Metrolink Service	5	\$ -	\$ -
<b>S</b> Transit Extensions to Metrolink	6	\$ -	\$ -
<b>T</b> Convert Metrolink Station(s) to Regional Gateways that connect Orange County with High-Speed Rail Systems	7	\$ -	\$ -
<b>U</b> Senior Mobility Program or Senior Non-Emergency Medical Program	8	\$ -	\$ -
<b>V</b> Community Based Transit/Circulators	9	\$ (11,401.00)	\$ -
<b>W</b> Safe Transit Stops	10	\$ 1,792.00	\$ -
<b>X</b> Environmental Cleanup Program (Water Quality)	11	\$ (142,088.00)	\$ -
Other*	12	\$ 15,931.00	\$ -
<b>Balances at Beginning of Fiscal Year</b>	13	\$ 5,293,963.00	\$ -
Monies Made Available During Fiscal Year	14	\$ 2,915,312.51	\$ 19,480
<b>Total Monies Available (Sum Lines 13 &amp; 14)</b>	15	\$ 8,209,275.51	\$ 19,480
Expenditures During Fiscal Year	16	\$ 4,889,214.00	\$ 19,480
<b>Balances at End of Fiscal Year</b>			
<b>A-M</b> Freeway Projects	17	\$ (36,889.00)	\$ -
<b>O</b> Regional Capacity Program (RCP)	18	\$ 311,211.00	\$ -
<b>P</b> Regional Traffic Signal Synchronization Program (RTSSP)	19	\$ (948,931.00)	\$ -
<b>Q</b> Local Fair Share	20	\$ 3,970,981.19	\$ -
<b>R</b> High Frequency Metrolink Service	21	\$ -	\$ -
<b>S</b> Transit Extensions to Metrolink	22	\$ -	\$ -
<b>T</b> Convert Metrolink Station(s) to Regional Gateways that connect Orange County with High-Speed Rail Systems	23	\$ -	\$ -
<b>U</b> Senior Mobility Program or Senior Non-Emergency Medical Program	24	\$ 48,423.00	\$ -
<b>V</b> Community Based Transit/Circulators	25	\$ (11,401.00)	\$ -
<b>W</b> Safe Transit Stops	26	\$ 1,792.00	\$ -
<b>X</b> Environmental Cleanup Program (Water Quality)	27	\$ (102,224.00)	\$ -
Other*	28	\$ 87,099.32	\$ -

\* Reimbursement from SCE for the Harbor Widening Project (O-CTFP). Expenses were incurred in prior years.


**M2 Expenditure Report**  
**Fiscal Year Ended June 30, 2021**  
**Sources and Uses**

Description	Line No.	Amount	Interest
<b>Revenues:</b>			
<b>A-M</b> Freeway Projects	1	\$ -	\$ -
<b>O</b> Regional Capacity Program (RCP)	2	\$ 43,285	\$ 1,417
<b>P</b> Regional Traffic Signal Synchronization Program (RTSSP)	3	\$ -	\$ -
<b>Q</b> Local Fair Share	4	\$ 2,666,018	\$ 17,990
<b>R</b> High Frequency Metrolink Service	5	\$ -	\$ -
<b>S</b> Transit Extensions to Metrolink	6	\$ -	\$ -
<b>T</b> Convert Metrolink Station(s) to Regional Gateways that connect Orange County with High-Speed Rail Systems	7	\$ -	\$ -
<b>U</b> Senior Mobility Program or Senior Non-Emergency Medical Program	8	\$ 94,977	\$ 73
<b>V</b> Community Based Transit/Circulators	9	\$ -	\$ -
<b>W</b> Safe Transit Stops	10	\$ -	\$ -
<b>X</b> Environmental Cleanup Program (Water Quality)	11	\$ 39,864	\$ -
Other*	12	\$ 71,168	\$ -
<b>TOTAL REVENUES (Sum lines 1 to 12)</b>	13	\$ 2,915,313	\$ 19,480
<b>Expenditures:</b>			
<b>A-M</b> Freeway Projects	14	\$ -	\$ -
<b>O</b> Regional Capacity Program (RCP)	15	\$ 7,712	\$ 1,417
<b>P</b> Regional Traffic Signal Synchronization Program (RTSSP)	16	\$ 832,319	\$ -
<b>Q</b> Local Fair Share	17	\$ 4,002,629	\$ 17,990
<b>R</b> High Frequency Metrolink Service	18	\$ -	\$ -
<b>S</b> Transit Extensions to Metrolink	19	\$ -	\$ -
<b>T</b> Convert Metrolink Station(s) to Regional Gateways that connect Orange County with High-Speed Rail Systems	20	\$ -	\$ -
<b>U</b> Senior Mobility Program or Senior Non-Emergency Medical Program	21	\$ 46,554	\$ 73
<b>V</b> Community Based Transit/Circulators	22	\$ -	\$ -
<b>W</b> Safe Transit Stops	23	\$ -	\$ -
<b>X</b> Environmental Cleanup Program (Water Quality)	24	\$ -	\$ -
Other*	25	\$ -	\$ -
<b>TOTAL EXPENDITURES (Sum lines 14 to 25)</b>	26	\$ 4,889,214	\$ 19,480
<b>TOTAL BALANCE (Subtract line 26 from 13)</b>	27	\$ (1,973,901)	\$ -

\* Received \$64,568.32 reimbursement from City of Santa Ana for MacArthur Blvd Rehabilitation project that was previously funded by Fairshare fund. Expenses were incurred in prior years.

\* Received \$6,600 reimbursement from Mesa Consolidated Water District for East 19th Street improvement project that was previously funded by Fairshare fund. Expenses were incurred in prior years.

**M2 Expenditure Report**  
**Fiscal Year Ended June 30, 2021**  
**Streets and Roads Detailed Use of Funds**

Type of Expenditure	Line No.	MOE	Developer / Impact Fees <sup>+</sup>	O	O Interest	P	P Interest	Q	Q Interest	X	X Interest	Other M2 <sup>2</sup>	Other M2 Interest	Other*	TOTAL
<b>Indirect and/or Overhead</b>	1	\$ 1,438,128	\$ -	\$ -	\$ -	\$ -	\$ -	\$ -	\$ -	\$ -	\$ -	\$ -	\$ -	\$ -	\$ 1,438,128
<b>Construction &amp; Right-of-Way</b>															
New Street Construction	2	\$ -	\$ 5,731.00	\$ 7,712.00	\$ 1,417.00	\$ -	\$ -	\$ -	\$ -	\$ -	\$ -	\$ -	\$ -	\$ -	\$ 14,860
Street Reconstruction	3	\$ 443,032.00	\$ -	\$ -	\$ -	\$ -	\$ -	\$ 660.00	\$ -	\$ -	\$ -	\$ -	\$ -	\$ -	\$ 443,692
Signals, Safety Devices, & Street Lights	4	\$ 30,564.00	\$ 174,575.00	\$ -	\$ -	\$ 832,319.00	\$ -	\$ 2,664.00	\$ -	\$ -	\$ -	\$ -	\$ -	\$ -	\$ 1,040,122
Pedestrian Ways & Bikepaths	5	\$ 132,564.00	\$ 189,367.00	\$ -	\$ -	\$ -	\$ -	\$ 146.00	\$ -	\$ -	\$ -	\$ -	\$ -	\$ -	\$ 322,077
Storm Drains	6	\$ 116,805.00	\$ -	\$ -	\$ -	\$ -	\$ -	\$ -	\$ -	\$ -	\$ -	\$ -	\$ -	\$ -	\$ 116,805
Storm Damage	7	\$ -	\$ -	\$ -	\$ -	\$ -	\$ -	\$ -	\$ -	\$ -	\$ -	\$ -	\$ -	\$ -	\$ -
<b>Total Construction<sup>1</sup></b>	8	\$ 722,965.00	\$ 369,673.00	\$ 7,712.00	\$ 1,417.00	\$ 832,319.00	\$ -	\$ 3,470.00	\$ -	\$ -	\$ -	\$ -	\$ -	\$ -	\$ 1,937,556
Right of Way Acquisition	9	\$ -	\$ -	\$ -	\$ -	\$ -	\$ -	\$ -	\$ -	\$ -	\$ -	\$ -	\$ -	\$ -	\$ -
<b>Total Construction &amp; Right-of-Way</b>	10	\$ 722,965.00	\$ 369,673.00	\$ 7,712.00	\$ 1,417.00	\$ 832,319.00	\$ -	\$ 3,470.00	\$ -	\$ -	\$ -	\$ -	\$ -	\$ -	\$ 1,937,556
<b>Maintenance</b>															
Patching	11	\$ -	\$ -	\$ -	\$ -	\$ -	\$ -	\$ -	\$ -	\$ -	\$ -	\$ -	\$ -	\$ -	\$ -
Overlay & Sealing	12	\$ 901,915.00	\$ -	\$ -	\$ -	\$ -	\$ -	\$ 3,999,159.00	\$ 17,990.00	\$ -	\$ -	\$ -	\$ -	\$ -	\$ 4,919,064
Street Lights & Traffic Signals	13	\$ 1,832,120.00	\$ -	\$ -	\$ -	\$ -	\$ -	\$ -	\$ -	\$ -	\$ -	\$ -	\$ -	\$ -	\$ 1,832,120
Storm Damage	14	\$ -	\$ -	\$ -	\$ -	\$ -	\$ -	\$ -	\$ -	\$ -	\$ -	\$ -	\$ -	\$ -	\$ -
Other Street Purpose Maintenance	15	\$ 4,558,859.00	\$ -	\$ -	\$ -	\$ -	\$ -	\$ -	\$ -	\$ -	\$ -	\$ -	\$ -	\$ -	\$ 4,558,859
<b>Total Maintenance<sup>1</sup></b>	16	\$ 7,292,894.00	\$ -	\$ -	\$ -	\$ -	\$ -	\$ 3,999,159.00	\$ 17,990.00	\$ -	\$ -	\$ -	\$ -	\$ -	\$ 11,310,043
<b>Other</b>	17	\$ -	\$ -	\$ -	\$ -	\$ -	\$ -	\$ -	\$ -	\$ -	\$ -	\$ 46,554.00	\$ 73.00	\$ -	\$ 46,627
<b>GRAND TOTALS (Sum Lines 1, 10, 16, 17)</b>	18	\$ 9,453,987	\$ 369,673	\$ 7,712	\$ 1,417	\$ 832,319	\$ -	\$ 4,002,629	\$ 17,990	\$ -	\$ -	\$ 46,554	\$ 73	\$ -	\$ 14,732,354
<b>Finance Director Confirmation</b>	19	Any California State Constitution Article XIX streets and road eligible expenditure may be "counted" in local jurisdictions' calculation of MOE if the activity is supported (funded) by a local jurisdictions' discretionary funds (e.g. general fund). The California State Controller also provides useful information on Article XIX and the Streets and Highways Code eligible expenditures in its "Guidelines Relating to Gas Tax Expenditures for Cities and Counties". I have reviewed and am aware of these guidelines and their applicability in calculating and reporting on Maintenance of Effort expenditures. Finance Director initial: 													

<sup>1</sup> Includes direct charges for staff time  
<sup>2</sup> Other M2 includes A-M, R,S,T,U,V, and W  
 + Transportation related only  
 \* Please provide a specific description

**Legend**

Project	Description
A-M	Freeway Projects
O	Regional Capacity Program (RCP)
P	Regional Traffic Signal Synchronization Program (RTSSP)
Q	Local Fair Share
R	High Frequency Metrolink Service
S	Transit Extensions to Metrolink
T	Convert Metrolink Station(s) to Regional Gateways that connect Orange County with High-Speed Rail Systems
U	Senior Mobility Program or Senior Non-Emergency Medical Program
V	Community Based Transit/Circulators
W	Safe Transit Stops
X	Environmental Cleanup Program (Water Quality)



**M2 Expenditure Report**  
**Fiscal Year Ended June 30, 2021**

I hereby certify that:

■ All the information attached herein and included in schedules 1 through 4 is true and accurate to the best of my knowledge;

■ The interest earned on Net Revenues allocated pursuant to the Ordinance shall be expended only for those purposes for which the Net Revenues were allocated;

■ The City/County of COSTA MESA is aware of the State Controller's "Guidelines Relating to Gas Tax Expenditures for Cities and Counties", which is a guide for determining MOE Expenditures for M2 Eligibility purposes;

■ The City/County's Expenditure Report is in compliance with direction provided in the State Controller's "Guidelines Relating to Gas Tax Expenditures for Cities and Counties;" and


■ The City/County of COSTA MESA has expended in this fiscal year an amount of local discretionary funds for streets and roads purposes at least equal to one of the maintenance of effort

A) The City/County met the existing FY 2020-21 MOE benchmark dollar amount.

B) The City/County met a proportional MOE benchmark amount of FY 2020-21 General Funds Revenues that is at least equal to the percent listed in column C of Exhibit 2 in the M2 Eligibility Guidelines.

**CAROL MOLINA**  
\_\_\_\_\_  
Director of Finance (Print Name)

December 1, 2021  
Date

  
\_\_\_\_\_  
Signature



**M2 Expenditure Report**  
**Fiscal Year Ended June 30, 2021**

<sup>10</sup> An actual General Fund Revenue excerpt from a jurisdiction's Comprehensive Annual Finance Report (CAFR) must be provided as backup documentation.

**RESOLUTION NO. 2021-47**

**A RESOLUTION OF THE CITY COUNCIL OF THE CITY OF COSTA MESA, CALIFORNIA, ADOPTING THE MEASURE M2 EXPENDITURE REPORT FOR THE CITY OF COSTA MESA FOR THE FISCAL YEAR ENDING JUNE 30, 2021**

THE CITY COUNCIL OF THE CITY OF COSTA MESA HEREBY FINDS, DETERMINES, AND DECLARES AS FOLLOWS:

WHEREAS, local jurisdictions are required to meet eligibility requirements and submit eligibility verification packages to the Orange County Transportation Authority (OCTA) in order to remain eligible to receive M2 funds; and

WHEREAS, local jurisdictions are required to adopt an annual M2 Expenditure Report as part of one of the eligibility requirements; and

WHEREAS, local jurisdictions are required to account for Net Revenues, developer/traffic impact fees, and funds expended by the local jurisdiction in the M2 Expenditure Report that satisfy the Maintenance of Effort requirements; and

WHEREAS, the M2 Expenditure Report must include all Net Revenue fund balances, interest earned and expenditures identified by type and program or project; and

WHEREAS, the M2 Expenditure Report must be adopted and submitted to the OCTA each year within six (6) months of the end of the local jurisdiction's fiscal year to be eligible to receive Net Revenues as part of M2.

NOW, THEREFORE, BE IT RESOLVED BY THE CITY COUNCIL OF THE CITY OF COSTA MESA AS FOLLOWS:

Section 1. The City Council of the City of Costa Mesa does hereby inform the OCTA that:

- (a) The M2 Expenditure Report is in conformance with the template provided in the Measure M2 Eligibility Guidelines and accounts for Net Revenues including interest earned, expenditures during the fiscal year, and balances at the end of the fiscal year.
- (b) The M2 Expenditure Report is hereby adopted by the City of Costa Mesa.
- (c) The Costa Mesa Finance Director is hereby authorized to sign and submit the Measure M2 Expenditure Report to OCTA for the fiscal year ending June 30, 2021.

Section 2. The City Clerk shall certify to the passage and adoption of this Resolution and shall enter it into the book of original resolutions.


**PASSED AND ADOPTED this 7<sup>th</sup> day of December, 2021.**

  
\_\_\_\_\_  
John Stephens, Mayor

ATTEST:

APPROVED AS TO FORM:

  
\_\_\_\_\_  
Brenda Green, City Clerk

  
\_\_\_\_\_  
Kimberly Hall Barlow, City Attorney

STATE OF CALIFORNIA )  
COUNTY OF ORANGE ) ss  
CITY OF COSTA MESA )


I, BRENDA GREEN, City Clerk of the City of Costa Mesa, DO HEREBY CERTIFY that the above and foregoing is the original of Resolution No. 2021-47 and was duly passed and adopted by the City Council of the City of Costa Mesa at a regular meeting held on the 7<sup>th</sup> day of December, 2021, by the following roll call vote, to wit:

AYES: COUNCILMEMBERS: CHAVEZ, GAMEROS, HARLAN, HARPER, REYNOLDS, MARR, AND STEPHENS

NOES: COUNCILMEMBERS: NONE

ABSENT: COUNCILMEMBERS: NONE

IN WITNESS WHEREOF, I have hereby set my hand and affixed the seal of the City of Costa Mesa this 8<sup>th</sup> day of December, 2021.

  
\_\_\_\_\_  
Brenda Green, City Clerk



# Orange County Transportation Authority

## M2 Fact Sheet

County of Orange

Fiscal Year Ended June 30, 2021

Council Action 12/7/2021

Signed Resolution Yes

Revised Final Report? No

	Actual	Benchmark
MOE Expenditures	\$0	\$0

Project	Beginning Balance A	Revenues Claimed B	Expenditures C	Ending Balance D	Verify A+B-C-D
M2 Fairshare	2	3,753,926	3,753,926	2	0
M2 Fairshare Interest	0	0	0	0	0
M2 CTFP (Project O)	-5,334,000	5,403,397	3,391,505	-3,322,109	0
M2 CTFP (Project O) Interest	1,706	0	0	1,706	0
SMP or Senior Non-Emergency Medical	967,113	3,055,566	2,696,328	1,326,351	0
SMP or Senior Non-Emergency Medical Interest	0	12,063	12,063	0	0
Community Based Transit/Circulators	0	33,894	33,894	0	0
Community Based Transit/Circulators Interest	0	0	0	0	0
Water Quality Program (Project X)	1	0	0	1	0
Water Quality Program (Project X) Interest	0	0	0	0	0
Other	0	0	0	0	0
Other Interest	0	0	0	0	0
<b>Grand Total</b>	<b>-4,365,179</b>	<b>12,258,846</b>	<b>9,887,716</b>	<b>-1,994,049</b>	<b>0</b>

### M2 Expenditure Report Fiscal Year Ended June 30, 2021 Beginning and Ending Balances

Description	Line No.	Amount	Interest
<b>Balances at Beginning of Fiscal Year</b>			
<b>A-M</b> Freeway Environmental Mitigation	1	-	-
<b>O</b> Regional Capacity Program (RCP)	2	(5,333,999)	1,706
<b>P</b> Regional Traffic Signal Synchronization Program (RTSSP)	3	-	-
<b>Q</b> Local Fair Share	4	-	-
<b>R</b> High Frequency Metrolink Service	5	-	-
<b>S</b> Transit Extensions to Metrolink	6	-	-
<b>T</b> Convert Metrolink Station(s) to Regional Gateways that connect Orange County with High-Speed Rail Systems	7	-	-
<b>U</b> Senior Mobility Program or Senior Non-Emergency Medical Program	8	967,112	-
<b>V</b> Community Based Transit/Circulators	9	-	-
<b>W</b> Safe Transit Stops	10	-	-
<b>X</b> Environmental Cleanup Program (Water Quality)	11	-	-
Other*	12	-	-
<b>Balances at Beginning of Fiscal Year</b>	13	(4,366,887)	1,706
Monies Made Available During Fiscal Year *	14	12,246,783	12,063
<b>Total Monies Available (Sum Lines 13 &amp; 14)</b>	15	7,879,896	13,769
Expenditures During Fiscal Year	16	9,875,653	12,063
<b>Balances at End of Fiscal Year</b>			
<b>A-M</b> Freeway Environmental Mitigation	17	-	-
<b>O</b> Regional Capacity Program (RCP)**	18	(3,322,107)	1,706
<b>P</b> Regional Traffic Signal Synchronization Program (RTSSP)	19	-	-
<b>Q</b> Local Fair Share	20	-	-
<b>R</b> High Frequency Metrolink Service	21	-	-
<b>S</b> Transit Extensions to Metrolink	22	-	-
<b>T</b> Convert Metrolink Station(s) to Regional Gateways that connect Orange County with High-Speed Rail Systems	23	-	-
<b>U</b> Senior Mobility Program or Senior Non-Emergency Medical Program***	24	1,326,350	-
<b>V</b> Community Based Transit/Circulators	25	-	-
<b>W</b> Safe Transit Stops	26	-	-
<b>X</b> Environmental Cleanup Program (Water Quality)	27	-	-
Other*	28	-	-

\* Please provide a specific description

(a) **Project O (M2 CTFP) FY Ending Balance includes \$3,025,499 for La Pata Phase II revenues deferred in FY 2020-21,	\$	(3,025,499)
and Project O Balance includes \$296,608 for Ortega Highway revenues deferred in FY 2020-21.	\$	(296,608)
	<u>\$</u>	<u>(3,322,107)</u>

(b) \*\*Project O (M2 CTFP) Interest is related to Cow Camp Road Segment 2 (Initial Engineering) and will be applied during final close-out of construction: \$1,706.

(c) \*\*\*Project U SMP/SNEMP FY Ending Balance includes \$1,326,350 for Net Revenues for Sr Mobility/Non-Emergency Medical Program.

## M2 Expenditure Report

### Fiscal Year Ended June 30, 2021


#### Sources and Uses

Description	Line No.	Amount	Interest
<b>Revenues:</b>			
<b>A-M</b> Freeway Environmental Mitigation	1	-	-
<b>O</b> Regional Capacity Program (RCP) ①	2	5,403,397	-
<b>P</b> Regional Traffic Signal Synchronization Program (RTSSP)	3	-	-
<b>Q</b> Local Fair Share ②	4	3,753,926	-
<b>R</b> High Frequency Metrolink Service	5	-	-
<b>S</b> Transit Extensions to Metrolink	6	-	-
<b>T</b> Convert Metrolink Station(s) to Regional Gateways that connect Orange County with High-Speed Rail Systems	7	-	-
<b>U</b> Sr Mobility Program or Senior Non-Emergency Medical Program ③	8	3,055,566	12,063
<b>V</b> Community Based Transit/Circulators ④	9	33,894	-
<b>W</b> Safe Transit Stops	10	-	-
<b>X</b> Environmental Cleanup Program (Water Quality)	11	-	-
Other*	12	-	-
<b>TOTAL REVENUES (Sum lines 1 to 12)</b>	13	12,246,783	12,063
<b>Expenditures:</b>			
<b>A-M</b> Freeway Environmental Mitigation	14	-	-
<b>O</b> Regional Capacity Program (RCP) ①	15	3,391,505	-
<b>P</b> Regional Traffic Signal Synchronization Program (RTSSP)	16	-	-
<b>Q</b> Local Fair Share ②	17	3,753,926	-
<b>R</b> High Frequency Metrolink Service	18	-	-
<b>S</b> Transit Extensions to Metrolink	19	-	-
<b>T</b> Convert Metrolink Station(s) to Regional Gateways that connect Orange County with High-Speed Rail Systems	20	-	-
<b>U</b> Sr Mobility Program or Senior Non-Emergency Medical Program ③	21	2,696,328	12,063
<b>V</b> Community Based Transit/Circulators ④	22	33,894	-
<b>W</b> Safe Transit Stops	23	-	-
<b>X</b> Environmental Cleanup Program (Water Quality)	24	-	-
Other*	25	-	-
<b>TOTAL EXPENDITURES (Sum lines 14 to 25)</b>	26	9,875,653	12,063
<b>TOTAL BALANCE (Subtract line 26 from 13)</b>	27	2,371,130	-

\* Please provide a specific description

- ① Project O (M2 CTFP) includes \$3,094,897 in expenditures for Cow Camp Road 17-ORCO-ACE-3868 for \$3,094,897 received in revenues in FY 2020-21; and Project O includes \$296,608 in expenditures for Ortega Hwy Widening 17-ORCO-ACE-3867 for \$296,608 in deferred revenues (not received, yet); and Project O includes \$2,308,500 revenues received in FY 2020-21 for expenditures reported in FY 2018-19 & FY 2019-20 for Brea Blvd Engineering 14-ORCO-ACE-3727 [Project O Brea CTFP M2 is matching Revenues for Senate Bill 1/Road Maintenance & Rehabilitation Account (SB1/RMRA)].
- ② Project Q Local Fair Share (LFS) includes \$3,753,926 in expenditures (in various locations) for \$3,753,926 received in M2 LFS revenues in FY 2020-21.
- ③ Project U SMP/SNEMP includes OCCR's expenditures of \$2,696,328 plus \$12,063 interest for Sr Mobility/Non-Emergency Medical Program for \$3,055,566 received in revenues plus accrued net interest of \$12,063 in FY 2020-21.
- ④ Project V CBT: Other M2 also includes expenditures of \$33,894 for Ranch Ride for \$33,894 in revenues recognized and received in FY 2020-21.

**M2 Expenditure Report**  
**Fiscal Year Ended June 30, 2021**  
**Streets and Roads Detailed Use of Funds**

Type of Expenditure	Line No.	MOE	+Developer / Impact Fees	O	O Interest	P	P Interest	Q	Q Interest	X	X Interest	Other M2 <sup>2</sup>	Other M2 Interest	Other*	TOTAL
<b>Indirect and/or Overhead</b>	1	\$ -	\$ -	\$ -	\$ -	\$ -	\$ -	\$ -	\$ -	\$ -	\$ -	\$ 44,362	\$ -	\$ -	\$ 44,362
<b>Construction &amp; Right-of-Way</b>															
New Street Construction	2	\$ -	\$ -	\$ 3,094,897	\$ -	\$ -	\$ -	\$ -	\$ -	\$ -	\$ -	\$ -	\$ -	\$ -	\$ 3,094,897
Street Reconstruction	3	\$ -	\$ -	\$ 296,608	\$ -	\$ -	\$ -	\$ -	\$ -	\$ -	\$ -	\$ -	\$ -	\$ -	\$ 296,608
Signals, Safety Devices, & Street Lights	4	\$ -	\$ -	\$ -	\$ -	\$ -	\$ -	\$ -	\$ -	\$ -	\$ -	\$ -	\$ -	\$ -	\$ -
Pedestrian Ways & Bikepaths	5	\$ -	\$ -	\$ -	\$ -	\$ -	\$ -	\$ -	\$ -	\$ -	\$ -	\$ -	\$ -	\$ -	\$ -
Storm Drains	6	\$ -	\$ -	\$ -	\$ -	\$ -	\$ -	\$ -	\$ -	\$ -	\$ -	\$ -	\$ -	\$ -	\$ -
Storm Damage	7	\$ -	\$ -	\$ -	\$ -	\$ -	\$ -	\$ -	\$ -	\$ -	\$ -	\$ -	\$ -	\$ -	\$ -
<b>Total Construction<sup>1</sup></b>	8	\$ -	\$ -	\$ 3,391,505	\$ -	\$ -	\$ -	\$ -	\$ -	\$ -	\$ -	\$ -	\$ -	\$ -	\$ 3,391,505
Right of Way Acquisition	9	\$ -	\$ -	\$ -	\$ -	\$ -	\$ -	\$ -	\$ -	\$ -	\$ -	\$ -	\$ -	\$ -	\$ -
<b>Total Construction &amp; Right-of-Way</b>	10	\$ -	\$ -	\$ 3,391,505	\$ -	\$ -	\$ -	\$ -	\$ -	\$ -	\$ -	\$ -	\$ -	\$ -	\$ 3,391,505
<b>Maintenance</b>															
Patching	11	\$ -	\$ -	\$ -	\$ -	\$ -	\$ -	\$ -	\$ -	\$ -	\$ -	\$ -	\$ -	\$ -	\$ -
Overlay & Sealing	12	\$ -	\$ -	\$ -	\$ -	\$ -	\$ -	\$ -	\$ -	\$ -	\$ -	\$ -	\$ -	\$ -	\$ -
Street Lights & Traffic Signals	13	\$ -	\$ -	\$ -	\$ -	\$ -	\$ -	\$ -	\$ -	\$ -	\$ -	\$ -	\$ -	\$ -	\$ -
Storm Damage	14	\$ -	\$ -	\$ -	\$ -	\$ -	\$ -	\$ -	\$ -	\$ -	\$ -	\$ -	\$ -	\$ -	\$ -
Other Street Purpose Maintenance	15	\$ -	\$ -	\$ -	\$ -	\$ -	\$ -	\$ 3,753,926	\$ -	\$ -	\$ -	\$ -	\$ -	\$ -	\$ 3,753,926
<b>Total Maintenance<sup>1</sup></b>	16	\$ -	\$ -	\$ -	\$ -	\$ -	\$ -	\$ 3,753,926	\$ -	\$ -	\$ -	\$ -	\$ -	\$ -	\$ 3,753,926
<b>Other</b>	17	\$ -	\$ -	\$ -	\$ -	\$ -	\$ -	\$ -	\$ -	\$ -	\$ -	\$ 2,685,860	\$ 12,063	\$ -	\$ 2,697,923
<b>GRAND TOTALS (Sum Lines 1, 10, 16, 17)</b>	18	\$ -	\$ -	\$ 3,391,505	\$ -	\$ -	\$ -	\$ 3,753,926	\$ -	\$ -	\$ -	\$ 2,730,222	\$ 12,063	\$ -	\$ 9,887,716
<b>Finance Director Confirmation</b>	19	Any California State Constitution Article XIX streets and road eligible expenditure may be "counted" in local jurisdictions' calculation of MOE if the activity is supported (funded) by a local jurisdictions' discretionary funds (e.g. general fund). The California State Controller also provides useful information on Article XIX and the Streets and Highways Code eligible expenditures in its "Guidelines Relating to Gas Tax Expenditures for Cities and Counties". I have reviewed and am aware of these guidelines and their applicability in calculating and reporting on Maintenance of Effort expenditures. Chief Financial Officer or their designee initial: 													

N/A	Fr: ①	Fr: ① ∑ Project O	N/A	Fr: ② ∑ Project Q	Fr: ⑤ ∑ Project X N/A this FY	Fr: ③ ∑ (Project U) To: Schedule 2 Line 21 Fr: ④ (Project V) To: Schedule 2 Line 22	N/A	\$ 9,887,716 w/o ① Dev Fees CR: Sch 2 Line 26
		To: Schedule 2 Line 15	For Project P, OCTA is the lead	To: Schedule 2 Line 17	To: Schedule 2 Line 24			

Ref:	Project	MOE	Description
① ②	O	\$ 3,094,897	Project O (M2 RCP CTFP) includes \$3,094,897 in expenditures for Cow Camp Road Segment 2 Grant 17-ORCO-ACE-3868 for \$3,094,897 received in revenues in FY 2020-21; CTFP is Comprehensive Transportation Funding Program;
① ③	O	\$ 296,608	and Project O (M2 RCP CTFP) includes \$296,608 in expenditures for Ortega Hwy Widening 17-ORCO-ACE-3867 for \$296,608 in deferred revenues (invoiced but not received, yet);
① ④	O	\$ -	and Project O (M2 RCP CTFP) includes \$0 in expenditures in FY 2020-21 but \$2,308,500 reported in FY 2018-19 & FY 2019-20 for Brea Blvd Engineering 14-ORCO-ACE-3727 for \$2,308,500 revenues received in FY 2020-21 (M2 is match for SB1/RMRA).
②	Q	\$ 3,753,926	Project Q Local Fair Share (M2 LFS OC Go) includes \$3,753,926 in expenditures (in various locations in Unincorporated Orange County) for \$3,753,926 received in M2 LFS revenues in FY 2020-21.
③	U	\$ 2,696,328	Project U SMP/SNEMP: Other M2 includes OCCR's expenditures of \$2,696,328 plus interest for Sr Mobility/Non-Emergency Medical Program for \$3,055,566 in revenues plus accrued net interest.
④	V	\$ 33,894	Project V CBT: Other M2 also includes expenditures of \$33,894 for Ranch Ride for revenues \$33,894 in revenues recognized and received in FY 2020-21.
∑	M2	\$ 9,875,653	① ② ③ ④ ∑
interest	Int	\$ 12,063	Project U SMP/SNEMP Other M2 interest
∑+int	Total	\$ 9,887,716	① ② ③ ④ ∑ plus interest

<sup>1</sup> Includes direct charges for staff time  
<sup>2</sup> Other M2 includes A-M, R,S,T,U,V, and W  
 + Transportation related only  
 \* Please provide a specific description

Project	Description
A-M	Freeway Environmental Mitigation
① O	Regional Capacity Program (RCP)
P	Regional Traffic Signal Synchronization Program (RTSSP)
② Q	Local Fair Share
R	High Frequency Metrolink Service
S	Transit Extensions to Metrolink
T	Convert Metrolink Station(s) to Regional Gateways that connect Orange County with
③ U	Senior Mobility Program or Senior Non-Emergency Medical Program
④ V	Community Based Transit/Circulators
W	Safe Transit Stops
X	Environmental Cleanup Program (Water Quality)





County of Orange

**M2 Expenditure Report**  
**Fiscal Year Ended June 30, 2021**

I hereby certify that:

All the information attached herein and included in schedules 1 through 4 is true and accurate to the best of my knowledge;

The interest earned on Net Revenues allocated pursuant to the Ordinance shall be expended only for those purposes for which the Net Revenues were allocated;

N/A  The City/County of \_\_\_\_\_ is aware of the State Controller’s “Guidelines Relating to Gas Tax Expenditures for Cities and Counties”, which is a guide for determining MOE Expenditures for M2 Eligibility purposes;

The City/County’s Expenditure Report is in compliance with direction provided in the State Controller’s “Guidelines Relating to Gas Tax Expenditures for Cities and Counties;” and


N/A  The City/County of \_\_\_\_\_ has expended in this fiscal year an amount of local discretionary funds for streets and roads purposes at least equal to one of the maintenance of effort requirements below<sup>10</sup>:

A) The City/County met the existing FY 2020-21 MOE benchmark dollar amount.

B) The City/County met a proportional MOE benchmark amount of FY 2020-21 General Funds Revenues that is at least equal to the percent listed in column C of Exhibit 2 in the M2 Eligibility Guidelines.

Kim Engelby  
\_\_\_\_\_  
Chief Financial Officer or their designee (Print Name)

11/16/21  
\_\_\_\_\_  
Date

  
\_\_\_\_\_  
Signature

<sup>10</sup> An actual General Fund Revenue excerpt from a jurisdiction’s Comprehensive Annual Finance Report (CAFR) must be provided as backup documentation.

A RESOLUTION OF THE BOARD OF SUPERVISORS OF THE COUNTY OF ORANGE,  
CALIFORNIA CONCERNING THE MEASURE M2 (M2) EXPENDITURE REPORT FOR  
THE COUNTY OF ORANGE

December 7, 2021

WHEREAS, local jurisdictions are required to meet eligibility requirements and submit eligibility verification packages to the Orange County Transportation Authority (OCTA) in order to remain eligible to receive M2 funds; and

WHEREAS, local jurisdictions are required to adopt an annual M2 Expenditure Report as part of one of the eligibility requirements; and

WHEREAS, local jurisdictions are required to account for Net Revenues, developer/traffic impact fees, and funds expended by local jurisdiction in the M2 Expenditure Report that satisfy the Maintenance of Effort requirements; and

WHEREAS, the M2 Expenditure Report shall include all Net Revenue fund balances, interest earned and expenditures identified by type and program or project; and

WHEREAS, the M2 Expenditure Report must be adopted and submitted to the OCTA each year within six months of the end of the local jurisdiction's fiscal year to be eligible to receive Net Revenues as part of M2.


NOW, THEREFORE, BE IT RESOLVED that the Board of Supervisors for the County of Orange does hereby inform OCTA that:

- a) The M2 Expenditure Report is in conformance with the template provided in the Measure M2 Eligibility Guidelines and accounts for Net Revenues including interest earned, expenditures during the fiscal year and balances at the end of fiscal year.
- b) The M2 Expenditure Report is hereby adopted by the County of Orange.
- c) The County of Orange Chief Financial Officer or their designee is hereby authorized to sign and submit the M2 Expenditure Report to OCTA for the fiscal year ending June 30, 2021.

PASSED, APPROVED, AND ADOPTED THIS 7<sup>th</sup> day of December, 2021

The foregoing was passed and adopted by the following vote of the Orange County Board of Supervisors, on December 07, 2021, to wit:

AYES: Supervisors: DONALD P. WAGNER, LISA A. BARTLETT, KATRINA FOLEY  
DOUG CHAFFEE, ANDREW DO  
NOES: Supervisor(s):  
EXCUSED: Supervisor(s):  
ABSTAINED: Supervisor(s):


  
\_\_\_\_\_  
CHAIRMAN

STATE OF CALIFORNIA )  
  )  
COUNTY OF ORANGE )

**I, ROBIN STIELER, Clerk of the Board of Orange County, California, hereby certify that a copy of this document has been delivered to the Chairman of the Board and that the above and foregoing Resolution was duly and regularly adopted by the Orange County Board of Supervisors**

**IN WITNESS WHEREOF, I have hereto set my hand and seal.**



  
\_\_\_\_\_  
ROBIN STIELER  
Clerk of the Board  
County of Orange, State of California

Resolution No: 21-139  
Agenda Date: 12/07/2021  
Item No: 10



I certify that the foregoing is a true and correct copy of the Resolution adopted by the Board of Supervisors, Orange County, State of California

Robin Stieler, Clerk of the Board of Supervisors  
By: \_\_\_\_\_  
Deputy



Orange County Transportation Authority

M2 Fact Sheet

City of Cypress

Fiscal Year Ended June 30, 2021

Council Action 11/8/2021

Signed Resolution Yes

Revised Final Report? No

	Actual	Benchmark
MOE Expenditures	\$3,388,470	\$3,607,878

Project	Beginning Balance A	Revenues Claimed B	Expenditures C	Ending Balance D	Verify A+B-C-D
M2 Fairshare	1,958,819	933,280	1,794,091	1,098,008	0
M2 Fairshare Interest	0	11,876	11,876	0	0
SMP or Senior Non-Emergency Medical	79,671	56,424	9,128	126,967	0
SMP or Senior Non-Emergency Medical Interest	0	556	556	0	0
Water Quality Program (Project X)	0	0	0	0	0
Water Quality Program (Project X) Interest	0	0	0	0	0
Other	-2,469,818	2,598,702	2,598,702	-2,469,818	0
Other Interest	0	0	0	0	0
<b>Grand Total</b>	<b>-431,328</b>	<b>3,600,838</b>	<b>4,414,353</b>	<b>-1,244,843</b>	<b>0</b>

**M2 Expenditure Report**  
**Fiscal Year Ended June 30, 2021**  
**Beginning and Ending Balances**

Description	Line No.	Amount	Interest
<b>Balances at Beginning of Fiscal Year</b>			
A-M Freeway Projects	1	\$ -	\$ -
O Regional Capacity Program (RCP)	2	\$ -	\$ -
P Regional Traffic Signal Synchronization Program (RTSSP)	3	\$ -	\$ -
Q Local Fair Share	4	\$ 1,958,818	\$ -
R High Frequency Metrolink Service	5	\$ -	\$ -
S Transit Extensions to Metrolink	6	\$ -	\$ -
T Convert Metrolink Station(s) to Regional Gateways that connect Orange County with High-Speed Rail Systems	7	\$ -	\$ -
U Senior Mobility Program or Senior Non-Emergency Medical Program	8	\$ 79,671	\$ -
V Community Based Transit/Circulators	9	\$ -	\$ -
W Safe Transit Stops	10	\$ -	\$ -
X Environmental Cleanup Program (Water Quality)	11	\$ -	\$ -
Other*	12	\$ -	\$ -
<b>Balances at Beginning of Fiscal Year</b>	13	\$ 2,038,489	\$ -
Monies Made Available During Fiscal Year	14	\$ 3,588,406	\$ 12,432
<b>Total Monies Available (Sum Lines 13 &amp; 14)</b>	15	\$ 5,626,895	\$ 12,432
Expenditures During Fiscal Year	16	\$ 4,401,921	\$ 12,432
<b>Balances at End of Fiscal Year</b>			
A-M Freeway Projects	17	\$ -	\$ -
O Regional Capacity Program (RCP)	18	\$ -	\$ -
P Regional Traffic Signal Synchronization Program (RTSSP)	19	\$ -	\$ -
Q Local Fair Share	20	\$ 1,098,007	\$ -
R High Frequency Metrolink Service	21	\$ -	\$ -
S Transit Extensions to Metrolink	22	\$ -	\$ -
T Convert Metrolink Station(s) to Regional Gateways that connect Orange County with High-Speed Rail Systems	23	\$ -	\$ -
U Senior Mobility Program or Senior Non-Emergency Medical Program	24	\$ 126,967	\$ -
V Community Based Transit/Circulators	25	\$ -	\$ -
W Safe Transit Stops	26	\$ -	\$ -
X Environmental Cleanup Program (Water Quality)	27	\$ -	\$ -
Other*	28	\$ -	\$ -

\* Please provide a specific description

## M2 Expenditure Report

### Fiscal Year Ended June 30, 2021


#### Sources and Uses

Description	Line No.	Amount	Interest
<b>Revenues:</b>			
<b>A-M</b> Freeway Projects	1	\$ -	\$ -
<b>O</b> Regional Capacity Program (RCP)	2	\$ -	\$ -
<b>P</b> Regional Traffic Signal Synchronization Program (RTSSP)	3	\$ -	\$ -
<b>Q</b> Local Fair Share	4	\$ 933,280	\$ 11,876
<b>R</b> High Frequency Metrolink Service	5	\$ -	\$ -
<b>S</b> Transit Extensions to Metrolink	6	\$ -	\$ -
<b>T</b> Convert Metrolink Station(s) to Regional Gateways that connect Orange County with High-Speed Rail Systems	7	\$ -	\$ -
<b>U</b> Senior Mobility Program or Senior Non-Emergency Medical Program	8	\$ 56,424	\$ 556
<b>V</b> Community Based Transit/Circulators	9	\$ -	\$ -
<b>W</b> Safe Transit Stops	10	\$ -	\$ -
<b>X</b> Environmental Cleanup Program (Water Quality)	11	\$ -	\$ -
Other*	12	\$ 2,598,702	\$ -
<b>TOTAL REVENUES (Sum lines 1 to 12)</b>	<b>13</b>	<b>\$ 3,588,406</b>	<b>\$ 12,432</b>
<b>Expenditures:</b>			
<b>A-M</b> Freeway Projects	14	\$ -	\$ -
<b>O</b> Regional Capacity Program (RCP)	15	\$ -	\$ -
<b>P</b> Regional Traffic Signal Synchronization Program (RTSSP)	16	\$ -	\$ -
<b>Q</b> Local Fair Share	17	\$ 1,794,091	\$ 11,876
<b>R</b> High Frequency Metrolink Service	18	\$ -	\$ -
<b>S</b> Transit Extensions to Metrolink	19	\$ -	\$ -
<b>T</b> Convert Metrolink Station(s) to Regional Gateways that connect Orange County with High-Speed Rail Systems	20	\$ -	\$ -
<b>U</b> Senior Mobility Program or Senior Non-Emergency Medical Program	21	\$ 9,128	\$ 556
<b>V</b> Community Based Transit/Circulators	22	\$ -	\$ -
<b>W</b> Safe Transit Stops	23	\$ -	\$ -
<b>X</b> Environmental Cleanup Program (Water Quality)	24	\$ -	\$ -
Other*	25	\$ 2,598,702	\$ -
<b>TOTAL EXPENDITURES (Sum lines 14 to 25)</b>	<b>26</b>	<b>\$ 4,401,921</b>	<b>\$ 12,432</b>
<b>TOTAL BALANCE (Subtract line 26 from 13)</b>	<b>27</b>	<b>\$ (813,515)</b>	<b>\$ -</b>

\* Other revenues and expenditures include:

Road Maintenance and Rehabilitation Act revenue	\$ 978,464
Gas Tax revenue from the State of CA	1,340,238
Federal CDBG revenues	225,000
Reimbursements from the City of Buena Park	55,000
	\$ 2,598,702

**M2 Expenditure Report**  
**Fiscal Year Ended June 30, 2021**  
**Streets and Roads Detailed Use of Funds**

Type of Expenditure	Line No.	MOE	Developer / Impact Fees <sup>+</sup>	O	O Interest	P	P Interest	Q	Q Interest	X	X Interest	Other M2 <sup>2</sup>	Other M2 Interest	Other*	TOTAL
<b>Indirect and/or Overhead</b>	1	\$ 1,605,649	\$ -	\$ -	\$ -	\$ -	\$ -	\$ -	\$ -	\$ -	\$ -	\$ -	\$ -	\$ -	\$ 1,605,649
<b>Construction &amp; Right-of-Way</b>															
New Street Construction	2	\$ -	\$ -	\$ -	\$ -	\$ -	\$ -	\$ -	\$ -	\$ -	\$ -	\$ -	\$ -	\$ -	\$ -
Street Reconstruction	3	\$ 542,730	\$ 66,928	\$ -	\$ -	\$ -	\$ -	\$ 1,481,225	\$ 11,876	\$ -	\$ -	\$ -	\$ -	\$ 2,002,000	\$ 4,104,759
Signals, Safety Devices, & Street Lights	4	\$ -	\$ -	\$ -	\$ -	\$ -	\$ -	\$ 38,599	\$ -	\$ -	\$ -	\$ -	\$ -	\$ -	\$ 38,599
Pedestrian Ways & Bikepaths	5	\$ 65,750	\$ -	\$ -	\$ -	\$ -	\$ -	\$ 274,267	\$ -	\$ -	\$ -	\$ -	\$ -	\$ -	\$ 340,017
Storm Drains	6	\$ -	\$ -	\$ -	\$ -	\$ -	\$ -	\$ -	\$ -	\$ -	\$ -	\$ -	\$ -	\$ -	\$ -
Storm Damage	7	\$ -	\$ -	\$ -	\$ -	\$ -	\$ -	\$ -	\$ -	\$ -	\$ -	\$ -	\$ -	\$ -	\$ -
<b>Total Construction<sup>1</sup></b>	8	\$ -	\$ -	\$ -	\$ -	\$ -	\$ -	\$ -	\$ -	\$ -	\$ -	\$ -	\$ -	\$ -	\$ -
Right of Way Acquisition	9	\$ -	\$ -	\$ -	\$ -	\$ -	\$ -	\$ -	\$ -	\$ -	\$ -	\$ -	\$ -	\$ -	\$ -
<b>Total Construction &amp; Right-of-Way</b>	10	\$ 608,480	\$ 66,928	\$ -	\$ -	\$ -	\$ -	\$ 1,794,091	\$ 11,876	\$ -	\$ -	\$ -	\$ -	\$ 2,002,000	\$ 4,483,375
<b>Maintenance</b>															
Patching	11	-	-	\$ -	\$ -	\$ -	\$ -	\$ -	\$ -	\$ -	\$ -	\$ -	\$ -	\$ -	\$ -
Overlay & Sealing	12	55,428	-	\$ -	\$ -	\$ -	\$ -	\$ -	\$ -	\$ -	\$ -	\$ -	\$ -	\$ -	\$ 55,428
Street Lights & Traffic Signals	13	60,525	-	\$ -	\$ -	\$ -	\$ -	\$ -	\$ -	\$ -	\$ -	\$ -	\$ -	\$ -	\$ 60,525
Storm Damage	14	-	-	\$ -	\$ -	\$ -	\$ -	\$ -	\$ -	\$ -	\$ -	\$ -	\$ -	\$ -	\$ -
Other Street Purpose Maintenance	15	1,058,388	-	\$ -	\$ -	\$ -	\$ -	\$ -	\$ -	\$ -	\$ -	\$ -	\$ -	\$ 596,702	\$ 1,655,090
<b>Total Maintenance<sup>1</sup></b>	16	\$ 1,174,341	\$ -	\$ -	\$ -	\$ -	\$ -	\$ -	\$ -	\$ -	\$ -	\$ -	\$ -	\$ 596,702	\$ 1,771,043
<b>Other</b>	17		\$ -	\$ -	\$ -	\$ -	\$ -	\$ -	\$ -	\$ -	\$ -	\$ 9,128	\$ 556	\$ -	\$ 9,684
<b>GRAND TOTALS (Sum Lines 1, 10, 16, 17)</b>	18	\$ 3,388,470	\$ 66,928	\$ -	\$ -	\$ -	\$ -	\$ 1,794,091	\$ 11,876	\$ -	\$ -	\$ 9,128	\$ 556	\$ 2,598,702	\$ 7,869,751
<b>Finance Director Confirmation</b>	19	Any California State Constitution Article XIX streets and road eligible expenditure may be "counted" in local jurisdictions' calculation of MOE if the activity is supported (funded) by a local jurisdictions' discretionary funds (e.g. general fund). The California State Controller also provides useful information on Article XIX and the Streets and Highways Code eligible expenditures in its "Guidelines Relating to Gas Tax Expenditures for Cities and Counties". I have reviewed and am aware of these guidelines and their applicability in calculating and reporting on Maintenance of Effort expenditures. Finance Director initial: 													

<sup>1</sup> Includes direct charges for staff time  
<sup>2</sup> Other M2 includes A-M, R,S,T,U,V, and W  
 + Transportation related only  
 \* Please provide a specific description

**Other M2 Expenditures:**

Senior Mobility Program	\$ 9,128
Senior Mobility Program (Interest)	556
	<u>\$ 9,684</u>

**Legend**

Project	Description
A-M	Freeway Projects
O	Regional Capacity Program (RCP)
P	Regional Traffic Signal Synchronization Program (RTSSP)
Q	Local Fair Share
R	High Frequency Metrolink Service
S	Transit Extensions to Metrolink
T	Convert Metrolink Station(s) to Regional Gateways that connect Orange County with High-Speed Rail Systems
U	Senior Mobility Program or Senior Non-Emergency Medical Program
V	Community Based Transit/Circulators
W	Safe Transit Stops
X	Environmental Cleanup Program (Water Quality)

Other expenditures total \$2,598,702 and are comprised of the following sources:

RMRA monies from the State of CA	\$ 978,464
Gas Tax monies from the State of CA	1,340,238
Federal CDBG monies passed thru the County of Orange	225,000
Reimbursement from the City of Buena Park	55,000
	<u>\$ 2,598,702</u>





## M2 Expenditure Report

### Fiscal Year Ended June 30, 2021

I hereby certify that:

- All the information attached herein and included in schedules 1 through 4 is true and accurate to the best of my knowledge;
- The interest earned on Net Revenues allocated pursuant to the Ordinance shall be expended only for those purposes for which the Net Revenues were allocated;
- The City of Cypress is aware of the State Controller's "Guidelines Relating to Gas Tax Expenditures for Cities and Counties", which is a guide for determining MOE Expenditures for M2 Eligibility purposes;
- The City of Cypress' Expenditure Report is in compliance with direction provided in the State Controller's "Guidelines Relating to Gas Tax Expenditures for Cities and Counties;" and
- The City of Cypress has expended in this fiscal year an amount of local discretionary funds for streets and roads purposes at least equal to one of the maintenance of effort requirements below<sup>10</sup>:
- A) The City/County met the existing FY 2020-21 MOE benchmark dollar amount.
- B) The City/County met a proportional MOE benchmark amount of FY 2020-21 General Funds Revenues that is at least equal to the percent listed in column C of Exhibit 2 in the M2 Eligibility Guidelines.

Matt Burton

Director of Finance (Print Name)

October 22, 2021

Date



Signature

<sup>10</sup> An actual General Fund Revenue excerpt from a jurisdiction's Annual Comprehensive Financial Report (ACFR) must be provided as backup documentation.

CITY OF CYPRESS

STATEMENT OF REVENUES, EXPENDITURES AND  
CHANGES IN FUND BALANCES - GOVERNMENTAL FUNDS

For the fiscal year ended June 30, 2021

	<b>Major Funds</b>	
	<b>General</b>	<b>Special Revenue</b>
<b>REVENUES:</b>		
Taxes	\$ 28,546,341	\$ 5,958,449
Licenses and permits	884,938	-
Fines and forfeitures	257,141	-
From use of property	(547,569)	101,041
From other agencies	240,412	32,300
Charges for services	3,481,808	468,056
Other revenue	419,100	4,938
<b>TOTAL REVENUES</b>	<b>33,282,171</b>	<b>6,564,784</b>
<b>EXPENDITURES:</b>		
Current:		
General government	5,291,414	-
Community development	1,852,108	-
Public safety	17,222,083	-
Public works	5,869,347	-
Recreation	-	4,181,884
Capital outlay	-	6,894,042
<b>TOTAL EXPENDITURES</b>	<b>30,234,952</b>	<b>11,075,926</b>
<b>EXCESS (DEFICIENCY) OF REVENUES OVER EXPENDITURES</b>	<b>3,047,219</b>	<b>(4,511,142)</b>
<b>OTHER FINANCING SOURCES (USES):</b>		
Transfers in	1,323,260	-
Transfers out	(2,221,607)	(1,094,928)
<b>TOTAL OTHER FINANCING SOURCES (USES)</b>	<b>(898,347)</b>	<b>(1,094,928)</b>
<b>NET CHANGE IN FUND BALANCES BEFORE EXTRAORDINARY ITEM</b>	<b>2,148,872</b>	<b>(5,606,070)</b>
<b>SPECIAL ITEM:</b>		
Gain on sale of land held for resale	-	-
<b>NET CHANGE IN FUND BALANCES</b>	<b>2,148,872</b>	<b>(5,606,070)</b>
<b>FUND BALANCE - BEGINNING OF YEAR</b>	<b>23,043,790</b>	<b>11,948,616</b>
<b>FUND BALANCES - END OF YEAR</b>	<b>\$ 25,192,662</b>	<b>\$ 6,342,546</b>

See Accompanying Notes to the Basic Financial Statements.

## RESOLUTION NO. 6865

A RESOLUTION OF THE CITY COUNCIL OF THE CITY OF  
CYPRESS, AND ACTING AS EX OFFICIO GOVERNING BOARD  
OF DIRECTORS OF THE CYPRESS RECREATION AND PARK  
DISTRICT, CONCERNING THE MEASURE M2 EXPENDITURE  
REPORT FOR THE CITY OF CYPRESS FOR THE FISCAL YEAR  
ENDED JUNE 30, 2021

WHEREAS, local jurisdictions are required to meet eligibility requirements and submit eligibility verification packages to Orange County Transportation Authority (OCTA) in order to remain eligible to receive M2 funds; and

WHEREAS, local jurisdictions are required to adopt an annual M2 Expenditure Report as part of one of the eligibility requirements; and

WHEREAS, local jurisdictions are required to account for Net Revenues, developer/traffic impact fees, and funds expended by local jurisdiction in the Expenditure Report that satisfy the Maintenance of Effort requirements; and

WHEREAS, the OCTA Board of Directors approved an amendment to the M2 Ordinance modifying the Maintenance of Effort requirements for Fiscal Year 2020-21 due to the COVID-19 pandemic; and

WHEREAS, the Expenditure Report shall include all Net Revenue fund balances, interest earned and expenditures identified by type and program or project; and

WHEREAS, the Expenditure Report must be adopted and submitted to the OCTA each year within six months of the end of the local jurisdiction's fiscal year to be eligible to receive Net Revenues as part of M2.

NOW, THEREFORE, BE IT RESOLVED that the City Council of the City of Cypress, and acting as ex officio governing Board of Directors of the Cypress Recreation and Park District, does hereby inform OCTA as follows:

SECTION 1. The M2 Expenditure Report for Fiscal Year Ended June 30, 2021 is in conformance with the M2 Expenditure Report Template provided in the Measure M2 Eligibility Guidelines and accounts for Net Revenues including interest earned, expenditures during the fiscal year and balances at the end of the fiscal year.

SECTION 2. The M2 Expenditure Report for Fiscal Year Ended June 30, 2021 (Attachment 1 to this Resolution) is hereby adopted for the City of Cypress, California.

SECTION 3. The Director of Finance of the City of Cypress, California is hereby authorized to sign and submit the Measure M2 Expenditure Report to OCTA for the Fiscal Year Ended June 30, 2021.

PASSED AND ADOPTED by the City Council of the City of Cypress, and acting as ex officio governing Board of Directors of the Cypress Recreation and Park District, at a regular meeting held on the 8th day of November, 2021.

ATTEST:

  
\_\_\_\_\_  
CITY CLERK OF THE CITY OF CYPRESS

  
\_\_\_\_\_  
MAYOR OF THE CITY OF CYPRESS

STATE OF CALIFORNIA )  
COUNTY OF ORANGE )<sup>SS</sup>

I, ALISHA FARNELL, City Clerk of the City of Cypress, DO HEREBY CERTIFY that the foregoing Resolution was duly adopted at a regular meeting of the said City Council held on the 8th day of November, 2021 by the following roll call vote:

AYES: 5 COUNCIL MEMBERS: Hertz, Marquez, Minikus, Morales and Peat  
NOES: 0 COUNCIL MEMBERS: None  
ABSENT: 0 COUNCIL MEMBERS: None

  
\_\_\_\_\_  
CITY CLERK OF THE CITY OF CYPRESS



# Orange County Transportation Authority

## M2 Fact Sheet

### City of Dana Point

### Fiscal Year Ended June 30, 2021

Council Action 11/16/2021

Signed Resolution Yes

Revised Final Report? No

	<u>Actual</u>	<u>Benchmark</u>
MOE Expenditures	\$5,270,041	\$1,510,094

Project	Beginning Balance A	Revenues Claimed B	Expenditures C	Ending Balance D	Verify A+B-C-D
M2 Fairshare	779,061	610,403	605,692	783,772	0
M2 Fairshare Interest	13,116	3,983	13,116	3,983	0
SMP or Senior Non-Emergency Medical	133,131	53,861	0	186,991	0
SMP or Senior Non-Emergency Medical Interest	1,141	346	0	1,487	0
Community Based Transit/Circulators	-2,495	360,219	285,336	72,388	0
Community Based Transit/Circulators Interest	-6,483	1,389	3,022	-8,116	0
Water Quality Program (Project X)	0	0	0	0	0
Water Quality Program (Project X) Interest	0	0	0	0	0
<b>Grand Total</b>	<b>917,470</b>	<b>1,030,201</b>	<b>907,166</b>	<b>1,040,505</b>	<b>0</b>

**M2 Expenditure Report**  
**Fiscal Year Ended June 30, 2021**  
**Beginning and Ending Balances**

Description	Line No.	Amount	Interest
<b>Balances at Beginning of Fiscal Year</b>			
<b>A-M</b> Freeway Projects	1	\$ -	\$ -
<b>O</b> Regional Capacity Program (RCP)	2	\$ -	\$ -
<b>P</b> Regional Traffic Signal Synchronization Program (RTSSP)	3	\$ -	\$ -
<b>Q</b> Local Fair Share	4	\$ 779,060	\$ 13,116
<b>R</b> High Frequency Metrolink Service	5	\$ -	\$ -
<b>S</b> Transit Extensions to Metrolink	6	\$ -	\$ -
<b>T</b> Convert Metrolink Station(s) to Regional Gateways that connect Orange County with High-Speed Rail Systems	7	\$ -	\$ -
<b>U</b> Senior Mobility Program or Senior Non-Emergency Medical Program	8	\$ 133,131	\$ 1,141
<b>V</b> Community Based Transit/Circulators	9	\$ 315,837	\$ 3,022
<b>W</b> Safe Transit Stops	10	\$ -	\$ -
<b>X</b> Environmental Cleanup Program (Water Quality)	11	\$ -	\$ -
Other*	12	\$ 63,329	\$ -
<b>Balances at Beginning of Fiscal Year</b>	13	\$ 1,291,357	\$ 17,279
Monies Made Available During Fiscal Year	14	\$ 1,024,483	\$ 5,718
<b>Total Monies Available (Sum Lines 13 &amp; 14)</b>	15	\$ 2,315,840	\$ 22,997
Expenditures During Fiscal Year	16	\$ 954,357	\$ 16,138
<b>Balances at End of Fiscal Year</b>			
<b>A-M</b> Freeway Projects	17	\$ -	\$ -
<b>O</b> Regional Capacity Program (RCP)	18	\$ -	\$ -
<b>P</b> Regional Traffic Signal Synchronization Program (RTSSP)	19	\$ -	\$ -
<b>Q</b> Local Fair Share	20	\$ 783,772	\$ 3,983
<b>R</b> High Frequency Metrolink Service	21	\$ -	\$ -
<b>S</b> Transit Extensions to Metrolink	22	\$ -	\$ -
<b>T</b> Convert Metrolink Station(s) to Regional Gateways that connect Orange County with High-Speed Rail Systems	23	\$ -	\$ -
<b>U</b> Senior Mobility Program or Senior Non-Emergency Medical Program	24	\$ 186,992	\$ 1,487
<b>V</b> Community Based Transit/Circulators	25	\$ 390,720	\$ 1,389
<b>W</b> Safe Transit Stops	26	\$ -	\$ -
<b>X</b> Environmental Cleanup Program (Water Quality)	27	\$ -	\$ -
Other*	28	\$ -	\$ -

\*Third-party reimbursement to the City for trolley use. Reimbursement paid at City's Project V match rate.

**M2 Expenditure Report**  
**Fiscal Year Ended June 30, 2021**  
**Sources and Uses**

Description	Line No.	Amount	Interest
<b>Revenues:</b>			
<b>A-M</b> Freeway Projects	1	\$ -	\$ -
<b>O</b> Regional Capacity Program (RCP)	2	\$ -	\$ -
<b>P</b> Regional Traffic Signal Synchronization Program (RTSSP)	3	\$ -	\$ -
<b>Q</b> Local Fair Share	4	\$ 610,403	\$ 3,983
<b>R</b> High Frequency Metrolink Service	5	\$ -	\$ -
<b>S</b> Transit Extensions to Metrolink	6	\$ -	\$ -
<b>T</b> Convert Metrolink Station(s) to Regional Gateways that connect Orange County with High-Speed Rail Systems	7	\$ -	\$ -
<b>U</b> Senior Mobility Program or Senior Non-Emergency Medical Program	8	\$ 53,861	\$ 346
<b>V</b> Community Based Transit/Circulators	9	\$ 360,219	\$ 1,389
<b>W</b> Safe Transit Stops	10	\$ -	\$ -
<b>X</b> Environmental Cleanup Program (Water Quality)	11	\$ -	\$ -
Other*	12	\$ -	\$ -
<b>TOTAL REVENUES (Sum lines 1 to 12)</b>	13	\$ 1,024,483	\$ 5,718
<b>Expenditures:</b>			
<b>A-M</b> Freeway Projects	14	\$ -	\$ -
<b>O</b> Regional Capacity Program (RCP)	15	\$ -	\$ -
<b>P</b> Regional Traffic Signal Synchronization Program (RTSSP)	16	\$ -	\$ -
<b>Q</b> Local Fair Share	17	\$ 605,692	\$ 13,116
<b>R</b> High Frequency Metrolink Service	18	\$ -	\$ -
<b>S</b> Transit Extensions to Metrolink	19	\$ -	\$ -
<b>T</b> Convert Metrolink Station(s) to Regional Gateways that connect Orange County with High-Speed Rail Systems	20	\$ -	\$ -
<b>U</b> Senior Mobility Program or Senior Non-Emergency Medical Program	21	\$ -	\$ -
<b>V</b> Community Based Transit/Circulators	22	\$ 285,336	\$ 3,022
<b>W</b> Safe Transit Stops	23	\$ -	\$ -
<b>X</b> Environmental Cleanup Program (Water Quality)	24	\$ -	\$ -
Other*	25	\$ 63,329	\$ -
<b>TOTAL EXPENDITURES (Sum lines 14 to 25)</b>	26	\$ 954,357	\$ 16,138
<b>TOTAL BALANCE (Subtract line 26 from 13)</b>	27	\$ 70,126	\$ (10,420)

\*Third-party reimbursement to the City for trolley use. Reimbursement paid at City's Project V match rate.

**M2 Expenditure Report**  
**Fiscal Year Ended June 30, 2021**  
**Streets and Roads Detailed Use of Funds**

Type of Expenditure	Line No.	MOE	Developer / Impact Fees <sup>1</sup>	O	O Interest	P	P Interest	Q	Q Interest	X	X Interest	Other M2 <sup>2</sup>	Other M2 Interest	Other*	TOTAL
Indirect and/or Overhead	1	\$ -	\$ -	\$ -	\$ -	\$ -	\$ -	\$ -	\$ -	\$ -	\$ -	\$ -	\$ -	\$ -	\$ -
<b>Construction &amp; Right-of-Way</b>															
New Street Construction	2	\$ -	\$ -	\$ -	\$ -	\$ -	\$ -	\$ -	\$ -	\$ -	\$ -	\$ -	\$ -	\$ -	\$ -
Street Reconstruction	3	\$ -	\$ -	\$ -	\$ -	\$ -	\$ -	\$ -	\$ -	\$ -	\$ -	\$ -	\$ -	\$ -	\$ -
Signals, Safety Devices, & Street Lights	4	\$ -	\$ -	\$ -	\$ -	\$ -	\$ -	\$ -	\$ -	\$ -	\$ -	\$ -	\$ -	\$ -	\$ -
Pedestrian Ways & Bikepaths	5	\$ -	\$ -	\$ -	\$ -	\$ -	\$ -	\$ -	\$ -	\$ -	\$ -	\$ -	\$ -	\$ -	\$ -
Storm Drains	6	\$ -	\$ -	\$ -	\$ -	\$ -	\$ -	\$ -	\$ -	\$ -	\$ -	\$ -	\$ -	\$ -	\$ -
Storm Damage	7	\$ -	\$ -	\$ -	\$ -	\$ -	\$ -	\$ -	\$ -	\$ -	\$ -	\$ -	\$ -	\$ -	\$ -
<b>Total Construction<sup>1</sup></b>	8	\$ -	\$ -	\$ -	\$ -	\$ -	\$ -	\$ -	\$ -	\$ -	\$ -	\$ -	\$ -	\$ -	\$ -
Right of Way Acquisition	9	\$ -	\$ -	\$ -	\$ -	\$ -	\$ -	\$ -	\$ -	\$ -	\$ -	\$ -	\$ -	\$ -	\$ -
<b>Total Construction &amp; Right-of-Way</b>	10	\$ -	\$ -	\$ -	\$ -	\$ -	\$ -	\$ -	\$ -	\$ -	\$ -	\$ -	\$ -	\$ -	\$ -
<b>Maintenance</b>															
Patching	11	\$ -	\$ -	\$ -	\$ -	\$ -	\$ -	\$ -	\$ -	\$ -	\$ -	\$ -	\$ -	\$ -	\$ -
Overlay & Sealing	12	\$ 3,296,437	\$ -	\$ -	\$ -	\$ -	\$ -	\$ 605,692	\$ 13,116	\$ -	\$ -	\$ -	\$ -	\$ -	\$ 3,915,245
Street Lights & Traffic Signals	13	\$ 466,534	\$ -	\$ -	\$ -	\$ -	\$ -	\$ -	\$ -	\$ -	\$ -	\$ -	\$ -	\$ -	\$ 466,534
Storm Damage	14	\$ -	\$ -	\$ -	\$ -	\$ -	\$ -	\$ -	\$ -	\$ -	\$ -	\$ -	\$ -	\$ -	\$ -
Other Street Purpose Maintenance	15	\$ 1,507,070	\$ -	\$ -	\$ -	\$ -	\$ -	\$ -	\$ -	\$ -	\$ -	\$ -	\$ -	\$ -	\$ 1,507,070
<b>Total Maintenance<sup>1</sup></b>	16	\$ 5,270,041	\$ -	\$ -	\$ -	\$ -	\$ -	\$ 605,692	\$ 13,116	\$ -	\$ -	\$ -	\$ -	\$ -	\$ 5,888,849
<b>Other</b>	17		\$ -	\$ -	\$ -	\$ -	\$ -	\$ -	\$ -	\$ -	\$ -	\$ 285,336	\$ 3,022	\$ 63,329	\$ 351,687
<b>GRAND TOTALS (Sum Lines 1, 10, 16, 17)</b>	18	\$ 5,270,041	\$ -	\$ -	\$ -	\$ -	\$ -	\$ 605,692	\$ 13,116	\$ -	\$ -	\$ 285,336	\$ 3,022	\$ 63,329	\$ 6,240,536
<b>Finance Director Confirmation</b>	19	Any California State Constitution Article XIX streets and road eligible expenditure may be "counted" in local jurisdictions' calculation of MOE if the activity is supported (funded) by a local jurisdictions' discretionary funds (e.g. general fund). The California State Controller also provides useful information on Article XIX and the Streets and Highways Code eligible expenditures in its "Guidelines Relating to Gas Tax Expenditures for Cities and Counties". I have reviewed and am aware of these guidelines and their applicability in calculating and reporting on Maintenance of Effort expenditures. Finance Director initial: <u>SGS</u>													

<sup>1</sup> Includes direct charges for staff time  
<sup>2</sup> Other M2 includes A-M, R,S,T,U,V, and W  
 + Transportation related only  
 \* Please provide a specific description

**Legend**

Project	Description
A-M	Freeway Projects
O	Regional Capacity Program (RCP)
P	Regional Traffic Signal Synchronization Program (RTSSP)
Q	Local Fair Share
R	High Frequency Metrolink Service
S	Transit Extensions to Metrolink
T	Convert Metrolink Station(s) to Regional Gateways that connect Orange County with High-Speed Rail Systems
U	Senior Mobility Program or Senior Non-Emergency Medical Program
V	Community Based Transit/Circulators
W	Safe Transit Stops
X	Environmental Cleanup Program (Water Quality)





**M2 Expenditure Report**  
**Fiscal Year Ended June 30, 2021**

I hereby certify that:

- All the information attached herein and included in schedules 1 through 4 is true and accurate to the best of my knowledge;
- The interest earned on Net Revenues allocated pursuant to the Ordinance shall be expended only for those purposes for which the Net Revenues were allocated;
- The City/County of DANA POINT is aware of the State Controller's "Guidelines Relating to Gas Tax Expenditures for Cities and Counties", which is a guide for determining MOE Expenditures for M2 Eligibility purposes;
- The City/County's Expenditure Report is in compliance with direction provided in the State Controller's "Guidelines Relating to Gas Tax Expenditures for Cities and Counties;" and
- The City/County of DANA POINT has expended in this fiscal year an amount of local discretionary funds for streets and roads purposes at least equal to one of the maintenance of effort requirements below<sup>10</sup>:

A) The City/County met the existing FY 2020-21 MOE benchmark dollar amount.

B) The City/County met a proportional MOE benchmark amount of FY 2020-21 General Funds Revenues that is at least equal to the percent listed in column C of Exhibit 2 in the M2 Eligibility Guidelines.

SEA SHELTON

Finance Director/City Manager (Print Name)

11/10/2021

Date



Signature

<sup>10</sup> An actual General Fund Revenue excerpt from a jurisdiction's Comprehensive Annual Finance Report (CAFR) must be provided as backup documentation.

**RESOLUTION NO. 21-11-16-02**

**A RESOLUTION OF THE CITY COUNCIL OF THE CITY OF DANA POINT, CALIFORNIA, CONCERNING THE MEASURE M (M2) EXPENDITURE REPORT FOR THE CITY OF DANA POINT FOR FISCAL YEAR 2020-2021**

THE CITY COUNCIL OF THE CITY OF DANA POINT, CALIFORNIA DOES HEREBY RESOLVE AS FOLLOWS:

WHEREAS, local jurisdictions are required to meet eligibility requirements and submit eligibility verification packages to the Orange County Transportation Authority (OCTA) in order to remain eligible to receive M2 funds; and

WHEREAS, local jurisdictions are required to adopt an annual M2 Expenditure Report as part of one of the eligibility requirements; and

WHEREAS, local jurisdictions are required to account for Net Revenues, developer/traffic impact fees, and funds expended by local jurisdiction in the M2 Expenditure Report that satisfy the Maintenance of Effort requirements; and

WHEREAS, the M2 Expenditure Report shall include all Net Revenue fund balances, interest earned and expenditures identified by type and program or project; and

WHEREAS, the M2 Expenditure Report must be adopted and submitted to the OCTA each year within six months of the end of the local jurisdiction's fiscal year to be eligible to receive Net Revenues as part of M2.

NOW, THEREFORE, BE IT RESOLVED that the City Council of the City of Dana Point, does hereby inform OCTA that:

- Section 1. The M2 Expenditure Report, included as Attachment A, is in conformance with the M2 Expenditure Report Template provided in the Measure M2 Eligibility Guidelines and accounts for Net Revenue including interest earned, expenditures during the fiscal year and balances at the end of the fiscal year.
- Section 2. The M2 Expenditure Report is hereby adopted by the City of Dana Point.
- Section 3. That Staff is directed to submit the annual M2 Expenditure Report within six months of the end of the fiscal year as required in order to maintain eligibility for any M2 funds and transmit eligibility documents to OCTA.
- Section 4. The City of Dana Point's Finance Director/City Manager is hereby authorized to sign and submit the Measure M2 Expenditure Report to OCTA for the fiscal year ending 2020-2021.

PASSED, APPROVED, AND ADOPTED this 16<sup>th</sup> day of November 2021.



\_\_\_\_\_  
JAMEY FEDERICO, MAYOR

ATTEST:



\_\_\_\_\_  
SHAYNA SHARKE, CITY CLERK

STATE OF CALIFORNIA )  
COUNTY OF ORANGE ) SS  
CITY OF DANA POINT )

I, SHAYNA SHARKE, City Clerk of the City of Dana Point, California, DO HEREBY CERTIFY THAT THE FOREGOING IS A TRUE AND CORRECT COPY OF Resolution No. 21-11-16-02 adopted by the City Council of the City of Dana Point, California, at a regular meeting thereof held on the 16th day of November 2021, by the following vote:

AYES: Council Member Mike Frost, Council Member Richard A. Viczorek,  
Council Member Michael Villar, Mayor Pro Tem Joseph L. Muller, and  
Mayor Jamey M. Federico

NOES: None

ABSENT: None

(SEAL)



\_\_\_\_\_  
SHAYNA SHARKE  
CITY CLERK



**Orange County Transportation Authority**

**M2 Fact Sheet**

**City of Fountain Valley**

**Fiscal Year Ended June 30, 2021**

Council Action 11/16/2021

Signed Resolution Yes

Revised Final Report? No

	<u>Actual</u>	<u>Benchmark</u>
<b>MOE Expenditures</b>	\$2,601,157	\$1,564,638

Project	Beginning Balance A	Revenues Claimed B	Expenditures C	Ending Balance D	Verify A+B-C-D
M2 Fairshare	2,005,595	1,098,630	1,232,904	1,871,322	0
M2 Fairshare Interest	45,329	18,645	45,330	18,644	0
SMP or Senior Non-Emergency Medical	46,945	86,895	22,171	111,669	0
SMP or Senior Non-Emergency Medical Interest	792	924	792	924	0
Community Based Transit/Circulators	0	0	0	0	0
Community Based Transit/Circulators Interest	0	0	0	0	0
Water Quality Program (Project X)	0	0	0	0	0
Water Quality Program (Project X) Interest	0	0	0	0	0
<b>Grand Total</b>	<b>2,098,660</b>	<b>1,205,094</b>	<b>1,301,197</b>	<b>2,002,558</b>	<b>0</b>

**M2 Expenditure Report  
Fiscal Year Ended June 30, 2021  
Beginning and Ending Balances**

Description	Line No.	Amount	Interest
<b>Balances at Beginning of Fiscal Year</b>			
<b>A-M</b> Freeway Projects	1	\$ -	\$ -
<b>O</b> Regional Capacity Program (RCP)	2	\$ -	\$ -
<b>P</b> Regional Traffic Signal Synchronization Program (RTSSP)	3	\$ -	\$ -
<b>Q</b> Local Fair Share	4	\$ 2,005,594.00	\$ 45,330
<b>R</b> High Frequency Metrolink Service	5	\$ -	\$ -
<b>S</b> Transit Extensions to Metrolink	6	\$ -	\$ -
<b>T</b> Convert Metrolink Station(s) to Regional Gateways that connect Orange County with High-Speed Rail Systems	7	\$ -	\$ -
<b>U</b> Senior Mobility Program or Senior Non-Emergency Medical Program	8	\$ 46,944.00	\$ 792
<b>V</b> Community Based Transit/Circulators	9	\$ -	\$ -
<b>W</b> Safe Transit Stops	10	\$ -	\$ -
<b>X</b> Environmental Cleanup Program (Water Quality)	11	\$ -	\$ -
Other*	12	\$ -	\$ -
<b>Balances at Beginning of Fiscal Year</b>	13	\$ 2,052,538.00	\$ 46,122
Monies Made Available During Fiscal Year	14	\$ 1,185,525.00	\$ 19,569
<b>Total Monies Available (Sum Lines 13 &amp; 14)</b>	15	\$ 3,238,063.00	\$ 65,691
Expenditures During Fiscal Year	16	\$ 1,255,075.00	\$ 46,122
<b>Balances at End of Fiscal Year</b>			
<b>A-M</b> Freeway Projects	17	\$ -	\$ -
<b>O</b> Regional Capacity Program (RCP)	18	\$ -	\$ -
<b>P</b> Regional Traffic Signal Synchronization Program (RTSSP)	19	\$ -	\$ -
<b>Q</b> Local Fair Share	20	\$ 1,871,320.00	\$ 18,645
<b>R</b> High Frequency Metrolink Service	21	\$ -	\$ -
<b>S</b> Transit Extensions to Metrolink	22	\$ -	\$ -
<b>T</b> Convert Metrolink Station(s) to Regional Gateways that connect Orange County with High-Speed Rail Systems	23	\$ -	\$ -
<b>U</b> Senior Mobility Program or Senior Non-Emergency Medical Program	24	\$ 111,668.00	\$ 924
<b>V</b> Community Based Transit/Circulators	25	\$ -	\$ -
<b>W</b> Safe Transit Stops	26	\$ -	\$ -
<b>X</b> Environmental Cleanup Program (Water Quality)	27	\$ -	\$ -
Other*	28	\$ -	\$ -

\* Please provide a specific description

**M2 Expenditure Report**  
**Fiscal Year Ended June 30, 2021**  
**Sources and Uses**

Description	Line No.	Amount	Interest
<b>Revenues:</b>			
<b>A-M</b> Freeway Projects	1	\$ -	\$ -
<b>O</b> Regional Capacity Program (RCP)	2	\$ -	\$ -
<b>P</b> Regional Traffic Signal Synchronization Program (RTSSP)	3	\$ -	\$ -
<b>Q</b> Local Fair Share	4	\$ 1,098,630	\$ 18,645
<b>R</b> High Frequency Metrolink Service	5	\$ -	\$ -
<b>S</b> Transit Extensions to Metrolink	6	\$ -	\$ -
<b>T</b> Convert Metrolink Station(s) to Regional Gateways that connect Orange County with High-Speed Rail Systems	7	\$ -	\$ -
<b>U</b> Senior Mobility Program or Senior Non-Emergency Medical Program	8	\$ 86,895	\$ 924
<b>V</b> Community Based Transit/Circulators	9	\$ -	\$ -
<b>W</b> Safe Transit Stops	10	\$ -	\$ -
<b>X</b> Environmental Cleanup Program (Water Quality)	11	\$ -	\$ -
Other*	12	\$ -	\$ -
<b>TOTAL REVENUES (Sum lines 1 to 12)</b>	13	\$ 1,185,525	\$ 19,569
<b>Expenditures:</b>			
<b>A-M</b> Freeway Projects	14	\$ -	\$ -
<b>O</b> Regional Capacity Program (RCP)	15	\$ -	\$ -
<b>P</b> Regional Traffic Signal Synchronization Program (RTSSP)	16	\$ -	\$ -
<b>Q</b> Local Fair Share	17	\$ 1,232,904	\$ 45,330
<b>R</b> High Frequency Metrolink Service	18	\$ -	\$ -
<b>S</b> Transit Extensions to Metrolink	19	\$ -	\$ -
<b>T</b> Convert Metrolink Station(s) to Regional Gateways that connect Orange County with High-Speed Rail Systems	20	\$ -	\$ -
<b>U</b> Senior Mobility Program or Senior Non-Emergency Medical Program	21	\$ 22,171	\$ 792
<b>V</b> Community Based Transit/Circulators	22	\$ -	\$ -
<b>W</b> Safe Transit Stops	23	\$ -	\$ -
<b>X</b> Environmental Cleanup Program (Water Quality)	24	\$ -	\$ -
Other*	25	\$ -	\$ -
<b>TOTAL EXPENDITURES (Sum lines 14 to 25)</b>	26	\$ 1,255,075	\$ 46,122
<b>TOTAL BALANCE (Subtract line 26 from 13)</b>	27	\$ (69,550)	\$ (26,553)

\* Please provide a specific description

**M2 Expenditure Report**  
**Fiscal Year Ended June 30, 2021**  
**Streets and Roads Detailed Use of Funds**

Type of Expenditure	Line No.	MOE	Developer / Impact Fees <sup>1</sup>	O	O Interest	P	P Interest	Q	Q Interest	X	X Interest	Other MZ <sup>2</sup>	Other M2 Interest	Other*	TOTAL
<b>Indirect and/or Overhead</b>	1	\$ 545,131	\$ -	\$ -	\$ -	\$ -	\$ -	\$ -	\$ -	\$ -	\$ -	\$ -	\$ -	\$ -	\$ 545,131
<b>Construction &amp; Right-of-Way</b>															
New Street Construction	2	\$ -	\$ -	\$ -	\$ -	\$ -	\$ -	\$ -	\$ -	\$ -	\$ -	\$ -	\$ -	\$ -	\$ -
Street Reconstruction	3	\$ -	\$ -	\$ -	\$ -	\$ -	\$ -	\$ -	\$ -	\$ -	\$ -	\$ -	\$ -	\$ -	\$ -
Signals, Safety Devices, & Street Lights	4	\$ -	\$ -	\$ -	\$ -	\$ -	\$ -	\$ 54,233.00	\$ -	\$ -	\$ -	\$ -	\$ -	\$ -	\$ 54,233
Pedestrian Ways & Bikepaths	5	\$ -	\$ -	\$ -	\$ -	\$ -	\$ -	\$ -	\$ -	\$ -	\$ -	\$ -	\$ -	\$ -	\$ -
Storm Drains	6	\$ -	\$ -	\$ -	\$ -	\$ -	\$ -	\$ -	\$ -	\$ -	\$ -	\$ -	\$ -	\$ -	\$ -
Storm Damage	7	\$ -	\$ -	\$ -	\$ -	\$ -	\$ -	\$ -	\$ -	\$ -	\$ -	\$ -	\$ -	\$ -	\$ -
<b>Total Construction<sup>1</sup></b>	8	\$ -	\$ -	\$ -	\$ -	\$ -	\$ -	\$ 54,233.00	\$ -	\$ -	\$ -	\$ -	\$ -	\$ -	\$ 54,233
Right of Way Acquisition	9	\$ -	\$ -	\$ -	\$ -	\$ -	\$ -	\$ -	\$ -	\$ -	\$ -	\$ -	\$ -	\$ -	\$ -
<b>Total Construction &amp; Right-of-Way</b>	10	\$ -	\$ -	\$ -	\$ -	\$ -	\$ -	\$ 54,233.00	\$ -	\$ -	\$ -	\$ -	\$ -	\$ -	\$ 54,233
<b>Maintenance</b>															
Patching	11	\$ 374,989.00	\$ -	\$ -	\$ -	\$ -	\$ -	\$ -	\$ -	\$ -	\$ -	\$ -	\$ -	\$ -	\$ 374,989
Overlay & Sealing	12	\$ -	\$ -	\$ -	\$ -	\$ -	\$ -	\$ 1,178,671.00	\$ 45,330.00	\$ -	\$ -	\$ -	\$ -	\$ -	\$ 1,224,001
Street Lights & Traffic Signals	13	\$ 825,628.00	\$ -	\$ -	\$ -	\$ -	\$ -	\$ -	\$ -	\$ -	\$ -	\$ -	\$ -	\$ -	\$ 825,628
Storm Damage	14	\$ -	\$ -	\$ -	\$ -	\$ -	\$ -	\$ -	\$ -	\$ -	\$ -	\$ -	\$ -	\$ -	\$ -
Other Street Purpose Maintenance	15	\$ 855,409.31	\$ -	\$ -	\$ -	\$ -	\$ -	\$ -	\$ -	\$ -	\$ -	\$ -	\$ -	\$ -	\$ 855,409
<b>Total Maintenance<sup>1</sup></b>	16	\$ 2,056,026.31	\$ -	\$ -	\$ -	\$ -	\$ -	\$ 1,178,671.00	\$ 45,330.00	\$ -	\$ -	\$ -	\$ -	\$ -	\$ 3,280,027
<b>Other</b>	17		\$ -	\$ -	\$ -	\$ -	\$ -	\$ -	\$ -	\$ -	\$ -	\$ 22,171.00	\$ 792.00	\$ -	\$ 22,963
<b>GRAND TOTALS (Sum Lines 1, 10, 16, 17)</b>	18	\$ 2,601,157	\$ -	\$ -	\$ -	\$ -	\$ -	\$ 1,232,904	\$ 45,330	\$ -	\$ -	\$ 22,171	\$ 792	\$ -	\$ 3,902,354
<b>Finance Director Confirmation</b>	19	Any California State Constitution Article XIX streets and road eligible expenditure may be "counted" in local jurisdictions' calculation of MOE if the activity is supported (funded) by a local jurisdictions' discretionary funds (e.g. general fund). The California State Controller also provides useful information on Article XIX and the Streets and Highways Code eligible expenditures in its "Guidelines Relating to Gas Tax Expenditures for Cities and Counties". I have reviewed and am aware of these guidelines and their applicability in calculating and reporting on Maintenance of Effort expenditures.  Finance Director initial: <u>    JL    </u>													

<sup>1</sup> Includes direct charges for staff time  
<sup>2</sup> Other M2 includes A-M, R,S,T,U,V, and W  
+ Transportation related only  
\* Please provide a specific description

Project	Description
A-M	Freeway Projects
O	Regional Capacity Program (RCP)
P	Regional Traffic Signal Synchronization Program (RTSSP)
Q	Local Fair Share
R	High Frequency Metrolink Service
S	Transit Extensions to Metrolink
T	Convert Metrolink Station(s) to Regional Gateways that connect Orange County with High-Speed Rail Systems
U	Senior Mobility Program or Senior Non-Emergency Medical Program
V	Community Based Transit/Circulators
W	Safe Transit Stops
X	Environmental Cleanup Program (Water Quality)





**M2 Expenditure Report  
Fiscal Year Ended June 30, 2021**

I hereby certify that:

All the information attached herein and included in schedules 1 through 4 is true and accurate to the best of my knowledge;

The interest earned on Net Revenues allocated pursuant to the Ordinance shall be expended only for those purposes for which the Net Revenues were allocated;

The City/County of Fountain Valley is aware of the State Controller's "Guidelines Relating to Gas Tax Expenditures for Cities and Counties", which is a guide for determining MOE Expenditures for M2 Eligibility purposes;

The City/County's Expenditure Report is in compliance with direction provided in the State Controller's "Guidelines Relating to Gas Tax Expenditures for Cities and Counties;" and

The City/County of Fountain Valley has expended in this fiscal year an amount of local discretionary funds for streets and roads purposes at least equal to one of the maintenance of effort requirements below<sup>10</sup>:

A) The City/County met the existing FY 2020-21 MOE benchmark dollar amount.

B) The City/County met a proportional MOE benchmark amount of FY 2020-21 General Funds Revenues that is at least equal to the percent listed in column C of Exhibit 2 in the M2 Eligibility Guidelines.

Jennifer Lampman  
Director of Finance (Print Name)

11/8/2021  
Date

  
Signature

<sup>10</sup> An actual General Fund Revenue excerpt from a jurisdiction's Comprehensive Annual Finance Report (CAFR) must be provided as backup documentation.

## RESOLUTION NO. 9812

### A RESOLUTION OF THE CITY COUNCIL OF THE CITY OF FOUNTAIN VALLEY CONCERNING THE MEASURE M2 (M2) EXPENDITURE REPORT FOR THE CITY OF FOUNTAIN FALLEY

**WHEREAS**, local jurisdictions are required to meet eligibility requirements and submit eligibility verification packages to Orange County Transportation Authority (OCTA) in order to remain eligible to receive M2 funds; and

**WHEREAS**, local jurisdictions are required to adopt an annual M2 Expenditure Report as part of one of the eligibility requirements; and

**WHEREAS**, local jurisdictions are required to account for Net Revenues, developer/traffic impact fees, and funds expended by local jurisdiction in the M2 Expenditure Report that satisfy the Maintenance of Effort requirements; and

**WHEREAS**, the M2 Expenditure Report shall include all Net Revenue fund balances, interest earned and expenditures identified by type and program or project; and


**WHEREAS**, the M2 Expenditure Report must be adopted and submitted to the OCTA each year within six months of the end of the local jurisdiction's fiscal year to be eligible to receive Net Revenues as part of M2.

**NOW, THEREFORE, BE IT RESOLVED** that the City Council for the City of FountainValley, does hereby inform OCTA that:

- a) The M2 Expenditure Report is in conformance with the template provided in the Measure M2 Eligibility Guidelines and accounts for Net Revenues including interest earned, expenditures during the fiscal year, and balances at the end of fiscal year.
- b) The M2 Expenditure Report is hereby adopted by the City of Fountain Valley.
- c) The City of Fountain Valley Finance Director is hereby authorized to sign and submit the M2 Expenditure Report to OCTA for the fiscal year ending June 30, 2021.

**PASSED, APPROVED, AND ADOPTED** by the City Council of the City of Fountain Valley at a regular meeting this 16<sup>th</sup> day of November 2021.

Ayes: Bui, Constantine, Grandis, Harper, Vo  
Nays: None  
Absent: None  
Abstain: None



---

Michael Vo, Mayor

ATTEST:



---

Rick Miller, City Clerk Administrator

APPROVED AS TO FORM:

**HARPER & BURNS LLP**



---

Colin Burns, Attorneys for the City



**Orange County Transportation Authority**

**M2 Fact Sheet**

**City of Fullerton**

**Fiscal Year Ended June 30, 2021**

Council Action 12/7/2021

Signed Resolution Yes

Revised Final Report? No

	<u>Actual</u>	<u>Benchmark</u>
<b>MOE Expenditures</b>	\$4,567,615	\$4,413,567

Project	Beginning Balance A	Revenues Claimed B	Expenditures C	Ending Balance D	Verify A+B-C-D
M2 Fairshare	3,612,443	2,335,359	2,514,366	3,433,436	0
M2 Fairshare Interest	0	70,582	70,582	0	0
M2 CTFP (Project O)	-1,437,247	1,560,955	123,710	-1	0
M2 CTFP (Project O) Interest	0	0	0	0	0
Regional Traffic Signal Synchronization Program	0	2,127,240	2,127,240	-1	0
Regional Traffic Signal Synchronization Program Int	0	0	0	0	0
SMP or Senior Non-Emergency Medical	35,929	142,077	21,804	156,202	0
SMP or Senior Non-Emergency Medical Interest	0	59	59	0	0
Water Quality Program (Project X)	0	74,504	74,504	0	0
Water Quality Program (Project X) Interest	0	0	0	0	0
<b>Grand Total</b>	<b>2,211,125</b>	<b>6,310,776</b>	<b>4,932,265</b>	<b>3,589,635</b>	<b>0</b>

**M2 Expenditure Report**  
**Fiscal Year Ended June 30, 2021**  
**Beginning and Ending Balances**

Description	Line No.	Amount	Interest
<b>Balances at Beginning of Fiscal Year</b>			
<b>A-M</b> Freeway Projects	1	\$ -	\$ -
<b>O</b> Regional Capacity Program (RCP)	2	\$ (1,437,246.00)	\$ -
<b>P</b> Regional Traffic Signal Synchronization Program (RTSSP)	3	\$ -	\$ -
<b>Q</b> Local Fair Share	4	\$ 3,612,442.00	\$ -
<b>R</b> High Frequency Metrolink Service	5	\$ -	\$ -
<b>S</b> Transit Extensions to Metrolink	6	\$ -	\$ -
<b>T</b> Convert Metrolink Station(s) to Regional Gateways that connect Orange County with High-Speed Rail Systems	7	\$ -	\$ -
<b>U</b> Senior Mobility Program or Senior Non-Emergency Medical Program	8	\$ 35,929.00	\$ -
<b>V</b> Community Based Transit/Circulators	9	\$ -	\$ -
<b>W</b> Safe Transit Stops	10	\$ -	\$ -
<b>X</b> Environmental Cleanup Program (Water Quality)	11	\$ -	\$ -
Other*	12	\$ -	\$ -
<b>Balances at Beginning of Fiscal Year</b>	13	\$ 2,211,125.00	\$ -
Monies Made Available During Fiscal Year	14	\$ 6,240,136.00	\$ 70,641
<b>Total Monies Available (Sum Lines 13 &amp; 14)</b>	15	\$ 8,451,261.00	\$ 70,641
Expenditures During Fiscal Year	16	\$ 4,861,624.00	\$ 70,641
<b>Balances at End of Fiscal Year</b>			
<b>A-M</b> Freeway Projects	17	\$ -	\$ -
<b>O</b> Regional Capacity Program (RCP)	18	\$ -	\$ -
<b>P</b> Regional Traffic Signal Synchronization Program (RTSSP)	19	\$ -	\$ -
<b>Q</b> Local Fair Share	20	\$ 3,433,435.00	\$ -
<b>R</b> High Frequency Metrolink Service	21	\$ -	\$ -
<b>S</b> Transit Extensions to Metrolink	22	\$ -	\$ -
<b>T</b> Convert Metrolink Station(s) to Regional Gateways that connect Orange County with High-Speed Rail Systems	23	\$ -	\$ -
<b>U</b> Senior Mobility Program or Senior Non-Emergency Medical Program	24	\$ 156,202.00	\$ -
<b>V</b> Community Based Transit/Circulators	25	\$ -	\$ -
<b>W</b> Safe Transit Stops	26	\$ -	\$ -
<b>X</b> Environmental Cleanup Program (Water Quality)	27	\$ -	\$ -
Other*	28	\$ -	\$ -


\* Please provide a specific description

**M2 Expenditure Report**  
**Fiscal Year Ended June 30, 2021**  
**Sources and Uses**

Description	Line No.	Amount	Interest
<b>Revenues:</b>			
<b>A-M</b> Freeway Projects	1	\$ -	\$ -
<b>O</b> Regional Capacity Program (RCP)	2	\$ 1,560,956	\$ -
<b>P</b> Regional Traffic Signal Synchronization Program (RTSSP)	3	\$ 2,127,240	\$ -
<b>Q</b> Local Fair Share	4	\$ 2,335,359	\$ 70,582
<b>R</b> High Frequency Metrolink Service	5	\$ -	\$ -
<b>S</b> Transit Extensions to Metrolink	6	\$ -	\$ -
<b>T</b> Convert Metrolink Station(s) to Regional Gateways that connect Orange County with High-Speed Rail Systems	7	\$ -	\$ -
<b>U</b> Senior Mobility Program or Senior Non-Emergency Medical Program	8	\$ 142,077	\$ 59
<b>V</b> Community Based Transit/Circulators	9	\$ -	\$ -
<b>W</b> Safe Transit Stops	10	\$ -	\$ -
<b>X</b> Environmental Cleanup Program (Water Quality)	11	\$ 74,504	\$ -
Other*	12	\$ -	\$ -
<b>TOTAL REVENUES (Sum lines 1 to 12)</b>	13	\$ 6,240,136	\$ 70,641
<b>Expenditures:</b>			
<b>A-M</b> Freeway Projects	14	\$ -	\$ -
<b>O</b> Regional Capacity Program (RCP)	15	\$ 123,710	\$ -
<b>P</b> Regional Traffic Signal Synchronization Program (RTSSP)	16	\$ 2,127,240	\$ -
<b>Q</b> Local Fair Share	17	\$ 2,514,366	\$ 70,582
<b>R</b> High Frequency Metrolink Service	18	\$ -	\$ -
<b>S</b> Transit Extensions to Metrolink	19	\$ -	\$ -
<b>T</b> Convert Metrolink Station(s) to Regional Gateways that connect Orange County with High-Speed Rail Systems	20	\$ -	\$ -
<b>U</b> Senior Mobility Program or Senior Non-Emergency Medical Program	21	\$ 21,804	\$ 59
<b>V</b> Community Based Transit/Circulators	22	\$ -	\$ -
<b>W</b> Safe Transit Stops	23	\$ -	\$ -
<b>X</b> Environmental Cleanup Program (Water Quality)	24	\$ 74,504	\$ -
Other*	25	\$ -	\$ -
<b>TOTAL EXPENDITURES (Sum lines 14 to 25)</b>	26	\$ 4,861,624	\$ 70,641
<b>TOTAL BALANCE (Subtract line 26 from 13)</b>	27	\$ 1,378,512	\$ -

\* Please provide a specific description

**M2 Expenditure Report**  
**Fiscal Year Ended June 30, 2021**  
**Streets and Roads Detailed Use of Funds**

Type of Expenditure	Line No.	MOE	Developer / Impact Fees <sup>+</sup>	O	O Interest	P	P Interest	Q	Q Interest	X	X Interest	Other M2 <sup>2</sup>	Other M2 Interest	Other*	TOTAL
<b>Indirect and/or Overhead</b>	1	\$ 1,200,292	\$ -	\$ -	\$ -	\$ -	\$ -	\$ 31,500	\$ 70,582	\$ -	\$ -	\$ -	\$ -	\$ -	\$ 1,302,374
<b>Construction &amp; Right-of-Way</b>															
New Street Construction	2	\$ -	\$ -	\$ 123,710.00	\$ -	\$ -	\$ -	\$ -	\$ -	\$ -	\$ -	\$ -	\$ -	\$ -	\$ 123,710
Street Reconstruction	3	\$ -	\$ -	\$ -	\$ -	\$ -	\$ -	\$ 2,279,635.00	\$ -	\$ -	\$ -	\$ -	\$ -	\$ -	\$ 2,279,635
Signals, Safety Devices, & Street Lights	4	\$ -	\$ -	\$ -	\$ -	\$ 2,127,240.00	\$ -	\$ 203,231.00	\$ -	\$ -	\$ -	\$ -	\$ -	\$ -	\$ 2,330,471
Pedestrian Ways & Bikepaths	5	\$ -	\$ -	\$ -	\$ -	\$ -	\$ -	\$ -	\$ -	\$ -	\$ -	\$ -	\$ -	\$ -	\$ -
Storm Drains	6	\$ -	\$ -	\$ -	\$ -	\$ -	\$ -	\$ -	\$ -	\$ -	\$ -	\$ -	\$ -	\$ -	\$ -
Storm Damage	7	\$ -	\$ -	\$ -	\$ -	\$ -	\$ -	\$ -	\$ -	\$ -	\$ -	\$ -	\$ -	\$ -	\$ -
<b>Total Construction<sup>1</sup></b>	8	\$ -	\$ -	\$ 123,710.00	\$ -	\$ 2,127,240.00	\$ -	\$ 2,482,866.00	\$ -	\$ -	\$ -	\$ -	\$ -	\$ -	\$ 4,733,816
Right of Way Acquisition	9	\$ -	\$ -	\$ -	\$ -	\$ -	\$ -	\$ -	\$ -	\$ -	\$ -	\$ -	\$ -	\$ -	\$ -
<b>Total Construction &amp; Right-of-Way</b>	10	\$ -	\$ -	\$ 123,710.00	\$ -	\$ 2,127,240.00	\$ -	\$ 2,482,866.00	\$ -	\$ -	\$ -	\$ -	\$ -	\$ -	\$ 4,733,816
<b>Maintenance</b>															
Patching	11	\$ -	\$ -	\$ -	\$ -	\$ -	\$ -	\$ -	\$ -	\$ -	\$ -	\$ -	\$ -	\$ -	\$ -
Overlay & Sealing	12	\$ 1,920,312.00	\$ -	\$ -	\$ -	\$ -	\$ -	\$ -	\$ -	\$ -	\$ -	\$ -	\$ -	\$ -	\$ 1,920,312
Street Lights & Traffic Signals	13	\$ 257,475.00	\$ -	\$ -	\$ -	\$ -	\$ -	\$ -	\$ -	\$ -	\$ -	\$ -	\$ -	\$ -	\$ 257,475
Storm Damage	14	\$ -	\$ -	\$ -	\$ -	\$ -	\$ -	\$ -	\$ -	\$ -	\$ -	\$ -	\$ -	\$ -	\$ -
Other Street Purpose Maintenance	15	\$ 2,389,828.44	\$ -	\$ -	\$ -	\$ -	\$ -	\$ -	\$ -	\$ 74,504.00	\$ -	\$ -	\$ -	\$ -	\$ 2,464,332
<b>Total Maintenance<sup>1</sup></b>	16	\$ 4,567,615.44	\$ -	\$ -	\$ -	\$ -	\$ -	\$ -	\$ -	\$ 74,504.00	\$ -	\$ -	\$ -	\$ -	\$ 4,642,119
<b>Other</b>	17	\$ -	\$ -	\$ -	\$ -	\$ -	\$ -	\$ -	\$ -	\$ -	\$ -	\$ 21,804.00	\$ 59.00	\$ -	\$ 21,863
<b>GRAND TOTALS (Sum Lines 1, 10, 16, 17)</b>	18	\$ 5,767,907	\$ -	\$ 123,710	\$ -	\$ 2,127,240	\$ -	\$ 2,514,366	\$ 70,582	\$ 74,504	\$ -	\$ 21,804	\$ 59	\$ -	\$ 10,700,172
<b>Finance Director Confirmation</b>	19	Any California State Constitution Article XIX streets and road eligible expenditure may be "counted" in local jurisdictions' calculation of MOE if the activity is supported (funded) by a local jurisdictions' discretionary funds (e.g. general fund). The California State Controller also provides useful information on Article XIX and the Streets and Highways Code eligible expenditures in its "Guidelines Relating to Gas Tax Expenditures for Cities and Counties". I have reviewed and am aware of these guidelines and their applicability in calculating and reporting on Maintenance of Effort expenditures.  Finance Director initial: 													

<sup>1</sup> Includes direct charges for staff time  
<sup>2</sup> Other M2 includes A-M, R,S,T,U,V, and W  
 + Transportation related only  
 \* Please provide a specific description

**Legend**

Project	Description
A-M	Freeway Projects
O	Regional Capacity Program (RCP)
P	Regional Traffic Signal Synchronization Program (RTSSP)
Q	Local Fair Share
R	High Frequency Metrolink Service
S	Transit Extensions to Metrolink
T	Convert Metrolink Station(s) to Regional Gateways that connect Orange County with High-Speed Rail Systems
U	Senior Mobility Program or Senior Non-Emergency Medical Program
V	Community Based Transit/Circulators
W	Safe Transit Stops
X	Environmental Cleanup Program (Water Quality)





**M2 Expenditure Report**  
**Fiscal Year Ended June 30, 2021**  
**Local Fair Share Project List**

Schedule 3 check total

\$ -

**M2 Expenditure Report**  
**Fiscal Year Ended June 30, 2021**

I hereby certify that:

- All the information attached herein and included in schedules 1 through 4 is true and accurate to the best of my knowledge;
- The interest earned on Net Revenues allocated pursuant to the Ordinance shall be expended only for those purposes for which the Net Revenues were allocated;
- The City of Fullerton is aware of the State Controller's "Guidelines Relating to Gas Tax Expenditures for Cities and Counties", which is a guide for determining MOE Expenditures for M2 Eligibility purposes;
- The City's Expenditure Report is in compliance with direction provided in the State Controller's "Guidelines Relating to Gas Tax Expenditures for Cities and Counties;" and
- The City of Fullerton has expended in this fiscal year an amount of local discretionary funds for streets and roads purposes at least equal to one of the maintenance of effort requirements below<sup>10</sup>:
  - A) The City of Fullerton met the existing FY 2020-21 MOE benchmark dollar amount.
  - B) The City of Fullerton met a proportional MOE benchmark amount of FY 2020-21 General Funds Revenues that is at least equal to the percent listed in column C of Exhibit 2 in the M2 Eligibility Guidelines.

Ellis Chang  
 Director of Finance/Director of Administrative Services

11/22/2021  
 Date

  
 \_\_\_\_\_  
 Signature

<sup>10</sup> An actual General Fund Revenue excerpt from a jurisdiction's Comprehensive Annual Finance Report (CAFR) must be provided as backup documentation.

RESOLUTION NO. 2021-98

A RESOLUTION OF THE CITY COUNCIL OF THE CITY OF FULLERTON,  
CALIFORNIA, CONCERNING THE MEASURE M2 EXPENDITURE  
REPORT FOR THE CITY OF FULLERTON FOR THE FISCAL YEAR  
ENDING JUNE 30, 2021

WHEREAS, the Orange County Transportation Authority (OCTA) requires local jurisdictions to meet eligibility requirements and submit eligibility verification packages to in order to remain eligible to receive M2 funds.

WHEREAS, OCTA requires local jurisdictions to adopt an annual M2 Expenditure Report as part of one of the eligibility requirements.

WHEREAS, OCTA requires local jurisdictions to account for Net Revenues, developer / traffic impact fees and funds expended by local jurisdiction in the M2 Expenditure Report that satisfy the Maintenance of Effort requirements.

WHEREAS, the M2 Expenditure Report shall include all Net Revenue fund balances, interest earned and expenditures identified by type and program or project.


WHEREAS, City Council must adopt the M2 Expenditure Report and submit to OCTA each year within six months of the end of the local jurisdiction's fiscal year to be eligible to receive Net Revenues as part of M2.

NOW, THEREFORE, THE CITY COUNCIL OF THE CITY OF FULLERTON RESOLVES AS FOLLOWS:

City Council hereby informs OCTA that:


- a) The M2 Expenditure Report conforms with the template provided in the Measure M2 Eligibility Guidelines and accounts for Net Revenues including interest earned, expenditures during the fiscal year and balances at the end of fiscal year.
- b) The City of Fullerton hereby adopts the M2 Expenditure Report.
- c) City Council authorizes the City of Fullerton Administrative Services Director to sign and submit the M2 Expenditure Report to OCTA for the fiscal year ending June 30, 2021.

ADOPTED BY THE FULLERTON CITY COUNCIL ON DECEMBER 7, 2021.



Fred Jung  
Mayor

ATTEST:



\_\_\_\_\_  
Lucinda Williams, MMC  
City Clerk

December 14, 2021  
Date

City of Fullerton  
RESOLUTION CERTIFICATION

STATE OF CALIFORNIA )  
COUNTY OF ORANGE ) SS  
CITY OF FULLERTON )

RESOLUTION NO. 2021-98


I, Lucinda Williams, City Clerk and ex-officio Clerk of the City Council of the City of Fullerton, California, hereby certify that the whole number of the members of the City Council of the City of Fullerton is five, and that the City Council adopted the above and foregoing Resolution No. 2021-98 at a regular meeting of the City Council held on the December 7, 2021 by the following vote:

COUNCIL MEMBERS IN FAVOR: Jung, Whitaker, Dunlap, Silva, Zahra

COUNCIL MEMBERS OPPOSED: None

COUNCIL MEMBERS ABSTAINED: None

COUNCIL MEMBERS ABSENT: None



\_\_\_\_\_  
Lucinda Williams, MMC  
City Clerk



**Orange County Transportation Authority**

**M2 Fact Sheet**

**City of Garden Grove**

**Fiscal Year Ended June 30, 2021**

**Council Action** 12/14/2021

**Signed Resolution** Yes

**Revised Final Report?** No

	<u>Actual</u>	<u>Benchmark</u>
<b>MOE Expenditures</b>	\$6,167,778	\$3,938,473

Project	Beginning Balance A	Revenues Claimed B	Expenditures C	Ending Balance D	Verify A+B-C-D
M2 Fairshare	477,687	2,676,833	3,025,685	128,835	0
M2 Fairshare Interest	0	4,538	4,538	0	0
M2 CTFP (Project O)	2,035	0	81,364	-79,329	0
M2 CTFP (Project O) Interest	0	0	0	0	0
SMP or Senior Non-Emergency Medical	131,021	170,109	66,081	235,048	0
SMP or Senior Non-Emergency Medical Interest	0	3,207	3,207	0	0
Water Quality Program (Project X)	0	0	0	0	0
Water Quality Program (Project X) Interest	0	0	0	0	0
Other	1,525,346	626,180	52,409	2,099,117	0
Other Interest	0	24,950	24,950	0	0
<b>Grand Total</b>	<b>2,136,088</b>	<b>3,505,817</b>	<b>3,258,234</b>	<b>2,383,670</b>	<b>0</b>

**M2 Expenditure Report**  
**Fiscal Year Ended June 30, 2021**  
**Beginning and Ending Balances**

Description	Line No.	Amount	Interest
<b>Balances at Beginning of Fiscal Year **</b>			
<b>A-M</b> Freeway Projects	1	\$ -	\$ -
<b>O</b> Regional Capacity Program (RCP)	2	\$ 2,035	\$ -
<b>P</b> Regional Traffic Signal Synchronization Program (RTSSP)	3	\$ -	\$ -
<b>Q</b> Local Fair Share	4	\$ 477,686	\$ -
<b>R</b> High Frequency Metrolink Service	5	\$ -	\$ -
<b>S</b> Transit Extensions to Metrolink	6	\$ -	\$ -
<b>T</b> Convert Metrolink Station(s) to Regional Gateways that connect Orange County with High-Speed Rail Systems	7	\$ -	\$ -
<b>U</b> Senior Mobility Program or Senior Non-Emergency Medical Program	8	\$ 131,020	\$ -
<b>V</b> Community Based Transit/Circulators	9	\$ -	\$ -
<b>W</b> Safe Transit Stops	10	\$ -	\$ -
<b>X</b> Environmental Cleanup Program (Water Quality)	11	\$ -	\$ -
Other*	12	\$ 1,525,346	\$ -
<b>Balances at Beginning of Fiscal Year</b>	13	\$ 2,136,087	\$ -
Monies Made Available During Fiscal Year	14	\$ 3,473,122	\$ 32,695
<b>Total Monies Available (Sum Lines 13 &amp; 14)</b>	15	\$ 5,609,209	\$ 32,695
Expenditures During Fiscal Year	16	\$ 3,225,539	\$ 32,695
<b>Balances at End of Fiscal Year</b>			
<b>A-M</b> Freeway Projects	17	\$ -	\$ -
<b>O</b> Regional Capacity Program (RCP)	18	\$ (79,329)	\$ -
<b>P</b> Regional Traffic Signal Synchronization Program (RTSSP)	19	\$ -	\$ -
<b>Q</b> Local Fair Share	20	\$ 128,834	\$ -
<b>R</b> High Frequency Metrolink Service	21	\$ -	\$ -
<b>S</b> Transit Extensions to Metrolink	22	\$ -	\$ -
<b>T</b> Convert Metrolink Station(s) to Regional Gateways that connect Orange County with High-Speed Rail Systems	23	\$ -	\$ -
<b>U</b> Senior Mobility Program or Senior Non-Emergency Medical Program	24	\$ 235,048	\$ -
<b>V</b> Community Based Transit/Circulators	25	\$ -	\$ -
<b>W</b> Safe Transit Stops	26	\$ -	\$ -
<b>X</b> Environmental Cleanup Program (Water Quality)	27	\$ -	\$ -
Other*	28	\$ 2,099,117	\$ -

\*\* The ending balances as of June 30, 2020 have been revised since the submission. The revised has also been submitted.

\* Please provide a specific description: This pertains to Traffic Mitigation Fees net of expenditures related to traffic signal improvements.



**M2 Expenditure Report**  
**Fiscal Year Ended June 30, 2021**  
**Sources and Uses**

Description	Line No.	Amount	Interest
<b>Revenues:</b>			
<b>A-M</b> Freeway Projects	1	\$ -	\$ -
<b>O</b> Regional Capacity Program (RCP)	2	\$ -	\$ -
<b>P</b> Regional Traffic Signal Synchronization Program (RTSSP)	3	\$ -	\$ -
<b>Q</b> Local Fair Share	4	\$ 2,676,833	\$ 4,538
<b>R</b> High Frequency Metrolink Service	5	\$ -	\$ -
<b>S</b> Transit Extensions to Metrolink	6	\$ -	\$ -
<b>T</b> Convert Metrolink Station(s) to Regional Gateways that connect Orange County with High-Speed Rail Systems	7	\$ -	\$ -
<b>U</b> Senior Mobility Program or Senior Non-Emergency Medical Program	8	\$ 170,109	\$ 3,207
<b>V</b> Community Based Transit/Circulators	9	\$ -	\$ -
<b>W</b> Safe Transit Stops	10	\$ -	\$ -
<b>X</b> Environmental Cleanup Program (Water Quality)	11	\$ -	\$ -
Other*	12	\$ 626,180	\$ 24,950
<b>TOTAL REVENUES (Sum lines 1 to 12)</b>	13	\$ 3,473,122	\$ 32,695
<b>Expenditures:</b>			
<b>A-M</b> Freeway Projects	14	\$ -	\$ -
<b>O</b> Regional Capacity Program (RCP)	15	\$ 81,364	\$ -
<b>P</b> Regional Traffic Signal Synchronization Program (RTSSP)	16	\$ -	\$ -
<b>Q</b> Local Fair Share	17	\$ 3,025,685	\$ 4,538
<b>R</b> High Frequency Metrolink Service	18	\$ -	\$ -
<b>S</b> Transit Extensions to Metrolink	19	\$ -	\$ -
<b>T</b> Convert Metrolink Station(s) to Regional Gateways that connect Orange County with High-Speed Rail Systems	20	\$ -	\$ -
<b>U</b> Senior Mobility Program or Senior Non-Emergency Medical Program	21	\$ 66,081	\$ 3,207
<b>V</b> Community Based Transit/Circulators	22	\$ -	\$ -
<b>W</b> Safe Transit Stops	23	\$ -	\$ -
<b>X</b> Environmental Cleanup Program (Water Quality)	24	\$ -	\$ -
Other*	25	\$ 52,409	\$ 24,950
<b>TOTAL EXPENDITURES (Sum lines 14 to 25)</b>	26	\$ 3,225,539	\$ 32,695
<b>TOTAL BALANCE (Subtract line 26 from 13)</b>	27	\$ 247,583	\$ -

\* Please provide a specific description: Revenue received pertains to Traffic Mitigations Fees (Fund 064) collected. Expenditures were related to the traffic signal improvements.

**M2 Expenditure Report**  
**Fiscal Year Ended June 30, 2021**  
**Streets and Roads Detailed Use of Funds**

Type of Expenditure	Line No.	MOE	Developer / Impact Fees*	O	O Interest	P	P Interest	Q	Q Interest	X	X Interest	Other M2 <sup>2</sup>	Other M2 Interest	Other*	TOTAL
<b>Indirect and/or Overhead</b>	1	\$ 1,338,532	\$ -	\$ -	\$ -	\$ -	\$ -	\$ -	\$ -	\$ -	\$ -	\$ -	\$ -	\$ -	\$ 1,338,532
<b>Construction &amp; Right-of-Way</b>															
New Street Construction	2	\$ -	\$ -	\$ -	\$ -	\$ -	\$ -	\$ -	\$ -	\$ -	\$ -	\$ -	\$ -	\$ -	\$ -
Street Reconstruction	3	\$ -	\$ 10,849	\$ 81,364	\$ 24,950	\$ -	\$ -	\$ 3,022,785	\$ 4,538	\$ -	\$ -	\$ -	\$ -	\$ -	\$ 3,144,486
Signals, Safety Devices, & Street Lights	4	\$ 429,822	\$ -	\$ -	\$ -	\$ -	\$ -	\$ -	\$ -	\$ -	\$ -	\$ -	\$ -	\$ -	\$ 429,822
Pedestrian Ways & Bikepaths	5	\$ -	\$ -	\$ -	\$ -	\$ -	\$ -	\$ -	\$ -	\$ -	\$ -	\$ -	\$ -	\$ -	\$ -
Storm Drains	6	\$ -	\$ -	\$ -	\$ -	\$ -	\$ -	\$ -	\$ -	\$ -	\$ -	\$ -	\$ -	\$ -	\$ -
Storm Damage	7	\$ -	\$ -	\$ -	\$ -	\$ -	\$ -	\$ -	\$ -	\$ -	\$ -	\$ -	\$ -	\$ -	\$ -
<b>Total Construction<sup>1</sup></b>	8	\$ 429,822	\$ 10,849	\$ 81,364	\$ 24,950	\$ -	\$ -	\$ 3,022,785	\$ 4,538	\$ -	\$ -	\$ -	\$ -	\$ -	\$ 3,574,308
Right of Way Acquisition	9	\$ -	\$ -	\$ -	\$ -	\$ -	\$ -	\$ -	\$ -	\$ -	\$ -	\$ -	\$ -	\$ -	\$ -
<b>Total Construction &amp; Right-of-Way</b>	10	\$ 429,822	\$ 10,849	\$ 81,364	\$ 24,950	\$ -	\$ -	\$ 3,022,785	\$ 4,538	\$ -	\$ -	\$ -	\$ -	\$ -	\$ 3,574,308
<b>Maintenance</b>															
Patching	11	\$ -	\$ -	\$ -	\$ -	\$ -	\$ -	\$ -	\$ -	\$ -	\$ -	\$ -	\$ -	\$ -	\$ -
Overlay & Sealing	12	\$ 1,015,383	\$ -	\$ -	\$ -	\$ -	\$ -	\$ -	\$ -	\$ -	\$ -	\$ -	\$ -	\$ -	\$ 1,015,383
Street Lights & Traffic Signals	13	\$ 490,787	\$ 41,561	\$ -	\$ -	\$ -	\$ -	\$ 2,900	\$ -	\$ -	\$ -	\$ -	\$ -	\$ -	\$ 535,248
Storm Damage	14	\$ 6,025	\$ -	\$ -	\$ -	\$ -	\$ -	\$ -	\$ -	\$ -	\$ -	\$ -	\$ -	\$ -	\$ 6,025
Other Street Purpose Maintenance	15	\$ 2,887,228	\$ -	\$ -	\$ -	\$ -	\$ -	\$ -	\$ -	\$ -	\$ -	\$ -	\$ -	\$ -	\$ 2,887,228
<b>Total Maintenance<sup>1</sup></b>	16	\$ 4,399,424	\$ 41,561	\$ -	\$ -	\$ -	\$ -	\$ 2,900	\$ -	\$ -	\$ -	\$ -	\$ -	\$ -	\$ 4,443,885
<b>Other</b>	17	\$ -	\$ -	\$ -	\$ -	\$ -	\$ -	\$ -	\$ -	\$ -	\$ -	\$ 66,081	\$ 3,207	\$ -	\$ 69,287
<b>GRAND TOTALS (Sum Lines 1, 10, 16, 17)</b>	18	\$ 6,167,778	\$ 52,409	\$ 81,364	\$ 24,950	\$ -	\$ -	\$ 3,025,685	\$ 4,538	\$ -	\$ -	\$ 66,081	\$ 3,207	\$ -	\$ 9,426,012
<b>Finance Director Confirmation</b>	19	Any California State Constitution Article XIX streets and road eligible expenditure may be "counted" in local jurisdictions' calculation of MOE if the activity is supported (funded) by a local jurisdictions' discretionary funds (e.g. general fund). The California State Controller also provides useful information on Article XIX and the Streets and Highways Code eligible expenditures in its "Guidelines Relating to Gas Tax Expenditures for Cities and Counties". I have reviewed and am aware of these guidelines and their applicability in calculating and reporting on Maintenance of Effort expenditures.  Finance Director initial: <u>          <i>PS</i>          </u>													

<sup>1</sup> Includes direct charges for staff time  
<sup>2</sup> Other M2 includes A-M, R,S,T,U,V, and W  
 + Transportation related only  
 \* Please provide a specific description

**Legend**

Project	Description
A-M	Freeway Projects
O	Regional Capacity Program (RCP)
P	Regional Traffic Signal Synchronization Program (RTSSP)
Q	Local Fair Share
R	High Frequency Metrolink Service
S	Transit Extensions to Metrolink
T	Convert Metrolink Station(s) to Regional Gateways that connect Orange County with High-Speed Rail Systems
U	Senior Mobility Program or Senior Non-Emergency Medical Program
V	Community Based Transit/Circulators
W	Safe Transit Stops
X	Environmental Cleanup Program (Water Quality)

**M2 Expenditure Report**  
**Fiscal Year Ended June 30, 2021**  
**Local Fair Share Project List**

PROJECT NAME	AMOUNT EXPENDED
CIP-BRKHRST REHAB- STREET IMP	\$ 62,494.94
CIP-EUC REH (LAMP-CHAP)-ST IMP	\$ 1,692,214.49
CIP-MAGNL LAMPS BKH- STRT IMP	\$ 746,465.92
CIP-ARTERIAL STREET REHAB 2021	\$ 365,891.25
GRANT-LOCAL STREETS REHAB 2020	\$ 56,630.00
M2 LCL FAIRSHR-PW ENG TRFC-ADM	\$ 2,900.00
M2 LCL FAIRSHR-PW STRT-ASPHALT	\$ 103,626.72
	\$ 3,030,223.32

**M2 Expenditure Report**  
**Fiscal Year Ended June 30, 2021**

I hereby certify that:

- All the information attached herein and included in schedules 1 through 4 is true and accurate to the best of my knowledge;
- The interest earned on Net Revenues allocated pursuant to the Ordinance shall be expended only for those purposes for which the Net Revenues were allocated;
- The City of Garden Grove is aware of the State Controller's "Guidelines Relating to Gas Tax Expenditures for Cities and Counties", which is a guide for determining MOE Expenditures for M2 Eligibility purposes;
- The City of Garden Grove's Expenditure Report is in compliance with direction provided in the State Controller's "Guidelines Relating to Gas Tax Expenditures for Cities and Counties;" and
- The City of Garden Grove has expended in this fiscal year an amount of local discretionary funds for streets and roads purposes at least equal to the level of its maintenance of effort requirement.

Patricia Song  
\_\_\_\_\_  
Director of Finance (Print Name)

11/23/2021  
\_\_\_\_\_  
Date

  
\_\_\_\_\_  
Signature

**M2 Expenditure Report  
Fiscal Year Ended June 30, 2021**

I hereby certify that:

- All the information attached herein and included in schedules 1 through 4 is true and accurate to the best of my knowledge;
- The interest earned on Net Revenues allocated pursuant to the Ordinance shall be expended only for those purposes for which the Net Revenues were allocated;
- The City of Garden Grove is aware of the State Controller’s “Guidelines Relating to Gas Tax Expenditures for Cities and Counties”, which is a guide for determining MOE Expenditures for M2 Eligibility purposes;
- The City Garden Grove’s Expenditure Report is in compliance with direction provided in the State Controller’s “Guidelines Relating to Gas Tax Expenditures for Cities and Counties;” and
- The City of Garden Grove has expended in this fiscal year an amount of local discretionary funds for streets and roads purposes at least equal to one of the maintenance of effort requirements below<sup>10</sup>:

A) The City of Garden Grove met the existing FY 2020-21 MOE benchmark dollar amount.

B) The City of Garden Grove met a proportional MOE benchmark amount of FY 2020-21 General Funds Revenues that is at least equal to the percent listed in column C of Exhibit 2 in the M2 Eligibility Guidelines.

Patricia Song  
\_\_\_\_\_  
Director of Finance (Print Name)

1/5/2022  
\_\_\_\_\_  
Date

  
\_\_\_\_\_  
Signature

<sup>10</sup> An actual General Fund Revenue excerpt from a jurisdiction’s Comprehensive Annual Finance Report (CAFR) must be provided as backup documentation.

GARDEN GROVE CITY COUNCIL

RESOLUTION NO. 9721-21

A RESOLUTION OF THE CITY COUNCIL OF THE CITY OF GARDEN GROVE  
CONCERNING THE FISCAL YEAR 2020-21 MEASURE (M2) ANNUAL  
EXPENDITURE REPORT

WHEREAS, local jurisdictions are required to meet eligibility requirements and submit eligibility verification packages to the Orange County Transportation Authority (OCTA) in order to remain eligible to receive M2 funds;

WHEREAS, local jurisdictions are required to adopt an annual M2 Expenditure Report as part of one of the eligibility requirements;

WHEREAS, local jurisdictions are required to account for Net Revenues, developer/traffic impact fees, and funds expended by local jurisdiction in the M2 Expenditure Report that satisfy the Maintenance of Effort requirements;

WHEREAS, the M2 Expenditure Report shall include all Net Revenue fund balances, interest earned and expenditures identified by type and program or project; and

WHEREAS, the M2 Expenditure Report must be adopted and submitted to the OCTA each year within six months of the end of the local jurisdiction's fiscal year to be eligible to receive Net Revenues as part of M2.

NOW, THEREFORE, BE IT RESOLVED that the City Council of the City Garden Grove does hereby inform OCTA that:

- a) The M2 Expenditure Report is in conformance with the template provided in the Measure M2 Eligibility Guidelines and accounts for Net Revenues including interest earned, expenditures during the fiscal year, and balances at the end of fiscal year.
- b) The M2 Expenditure Report is hereby adopted by the City of Garden Grove.
- c) The City of Garden Grove's Finance Director is hereby authorized to sign and submit the M2 Expenditure Report to OCTA for the fiscal year ending June 30, 2021.

Adopted this 14th day of December 2021.





**Orange County Transportation Authority**

**M2 Fact Sheet**

**City of Huntington Beach**

**Fiscal Year Ended June 30, 2021**

Council Action 11/16/2021  
 Signed Resolution Yes  
 Revised Final Report? No

	<u>Actual</u>	<u>Benchmark</u>
<b>MOE Expenditures</b>	\$9,226,961	\$5,921,206

Project	Beginning Balance A	Revenues Claimed B	Expenditures C	Ending Balance D	Verify A+B-C-D
M2 Fairshare	2,419,598	3,486,069	3,109,124	2,796,543	0
M2 Fairshare Interest	0	13,906	13,906	0	0
M2 CTFP (Project O)	-1,289,351	1,200,000	0	-89,351	0
M2 CTFP (Project O) Interest	0	147	0	147	0
SMP or Senior Non-Emergency Medical	42,777	251,773	224,438	70,111	0
SMP or Senior Non-Emergency Medical Interest	0	277	277	0	0
Community Based Transit/Circulators	-49,891	0	0	-49,891	0
Community Based Transit/Circulators Interest	0	0	0	0	0
Water Quality Program (Project X)	257,409	73,118	0	330,527	0
Water Quality Program (Project X) Interest	0	0	0	0	0
Other	-171,823	0	-171,823	0	0
Other Interest	0	0	0	0	0
<b>Grand Total</b>	<b>1,208,720</b>	<b>5,025,290</b>	<b>3,175,922</b>	<b>3,058,087</b>	<b>0</b>



**M2 Expenditure Report**  
**Fiscal Year Ended June 30, 2021**  
**Beginning and Ending Balances**

Description	Line No.	Amount	Interest
<b>Balances at Beginning of Fiscal Year</b>			
<b>A-M</b> Freeway Projects	1	\$ -	\$ -
<b>O</b> Regional Capacity Program (RCP)	2	\$ (1,289,351)	\$ -
<b>P</b> Regional Traffic Signal Synchronization Program (RTSSP)	3	\$ -	\$ -
<b>Q</b> Local Fair Share	4	\$ 2,419,598	\$ -
<b>R</b> High Frequency Metrolink Service	5	\$ -	\$ -
<b>S</b> Transit Extensions to Metrolink	6	\$ -	\$ -
<b>T</b> Convert Metrolink Station(s) to Regional Gateways that connect Orange County with High-Speed Rail Systems	7	\$ -	\$ -
<b>U</b> Senior Mobility Program or Senior Non-Emergency Medical Program	8	\$ 42,777	\$ -
<b>V</b> Community Based Transit/Circulators	9	\$ (49,891)	\$ -
<b>W</b> Safe Transit Stops	10	\$ -	\$ -
<b>X</b> Environmental Cleanup Program (Water Quality)	11	\$ 257,409	\$ -
Other*	12	\$ -	\$ -
<b>Balances at Beginning of Fiscal Year</b>	13	\$ 1,380,542	\$ -
Monies Made Available During Fiscal Year	14	\$ 5,010,960	\$ 14,330
<b>Total Monies Available (Sum Lines 13 &amp; 14)</b>	15	\$ 6,391,502	\$ 14,330
Expenditures During Fiscal Year	16	\$ 3,333,562	\$ 14,183
<b>Balances at End of Fiscal Year</b>			
<b>A-M</b> Freeway Projects	17	\$ -	\$ -
<b>O</b> Regional Capacity Program (RCP)	18	\$ (89,351)	\$ 147
<b>P</b> Regional Traffic Signal Synchronization Program (RTSSP)	19	\$ -	\$ -
<b>Q</b> Local Fair Share	20	\$ 2,796,543	\$ -
<b>R</b> High Frequency Metrolink Service	21	\$ -	\$ -
<b>S</b> Transit Extensions to Metrolink	22	\$ -	\$ -
<b>T</b> Convert Metrolink Station(s) to Regional Gateways that connect Orange County with High-Speed Rail Systems	23	\$ -	\$ -
<b>U</b> Senior Mobility Program or Senior Non-Emergency Medical Program	24	\$ 70,112	\$ -
<b>V</b> Community Based Transit/Circulators	25	\$ (49,891)	\$ -
<b>W</b> Safe Transit Stops	26	\$ -	\$ -
<b>X</b> Environmental Cleanup Program (Water Quality)	27	\$ 330,527	\$ -
Other*	28	\$ -	\$ -


\* Please provide a specific description

**M2 Expenditure Report**  
**Fiscal Year Ended June 30, 2021**  
**Sources and Uses**

Description	Line No.	Amount	Interest
<b>Revenues:</b>			
A-M Freeway Projects	1	\$ -	\$ -
O Regional Capacity Program (RCP)	2	\$ 1,200,000	\$ 147
P Regional Traffic Signal Synchronization Program (RTSSP)	3	\$ -	\$ -
Q Local Fair Share	4	\$ 3,486,069	\$ 13,906
R High Frequency Metrolink Service	5	\$ -	\$ -
S Transit Extensions to Metrolink	6	\$ -	\$ -
T Convert Metrolink Station(s) to Regional Gateways that connect Orange County with High-Speed Rail Systems	7	\$ -	\$ -
U Senior Mobility Program or Senior Non-Emergency Medical Program	8	\$ 251,773	\$ 277
V Community Based Transit/Circulators	9	\$ -	\$ -
W Safe Transit Stops	10	\$ -	\$ -
X Environmental Cleanup Program (Water Quality)	11	\$ 73,118	\$ -
Other*	12	\$ -	\$ -
<b>TOTAL REVENUES (Sum lines 1 to 12)</b>	<b>13</b>	<b>\$ 5,010,960</b>	<b>\$ 14,330</b>
<b>Expenditures:</b>			
A-M Freeway Projects	14	\$ -	\$ -
O Regional Capacity Program (RCP)	15	\$ -	\$ -
P Regional Traffic Signal Synchronization Program (RTSSP)	16	\$ -	\$ -
Q Local Fair Share	17	\$ 3,109,124	\$ 13,906
R High Frequency Metrolink Service	18	\$ -	\$ -
S Transit Extensions to Metrolink	19	\$ -	\$ -
T Convert Metrolink Station(s) to Regional Gateways that connect Orange County with High-Speed Rail Systems	20	\$ -	\$ -
U Senior Mobility Program or Senior Non-Emergency Medical Program	21	\$ 224,438	\$ 277
V Community Based Transit/Circulators	22	\$ -	\$ -
W Safe Transit Stops	23	\$ -	\$ -
X Environmental Cleanup Program (Water Quality)	24	\$ -	\$ -
Other*	25	\$ -	\$ -
<b>TOTAL EXPENDITURES (Sum lines 14 to 25)</b>	<b>26</b>	<b>\$ 3,333,562</b>	<b>\$ 14,183</b>
<b>TOTAL BALANCE (Subtract line 26 from 13)</b>	<b>27</b>	<b>\$ 1,677,398</b>	<b>\$ 147</b>

\* Please provide a specific description

**M2 Expenditure Report**  
**Fiscal Year Ended June 30, 2021**  
**Streets and Roads Detailed Use of Funds**

Type of Expenditure	Line No.	MOE	Developer / Impact Fees <sup>1</sup>	O	O Interest	P	P Interest	Q	Q Interest	X	X Interest	Other M2 <sup>2</sup>	Other M2 Interest	Other*	TOTAL
<b>Indirect and/or Overhead</b>	1	\$ 962,041	\$ -	\$ -	\$ -	\$ -	\$ -	\$ 9,343		\$ -	\$ -	\$ 224,438	\$ 277	\$ 560,618	\$ 1,756,716
<b>Construction &amp; Right-of-Way</b>															
New Street Construction	2	\$ 24,352	\$ -	\$ -	\$ -	\$ -	\$ -	\$ -	\$ -	\$ -	\$ -	\$ -	\$ -	\$ -	\$ 24,352
Street Reconstruction	3	\$ 420,544	\$ 1,401	\$ -	\$ -	\$ -	\$ -	\$ 672,715	\$ -	\$ -	\$ -	\$ -	\$ -	\$ 6,592,144	\$ 7,686,805
Signals, Safety Devices, & Street Lights	4	\$ -	\$ 50,907	\$ -	\$ -	\$ -	\$ -	\$ -	\$ -	\$ -	\$ -	\$ -	\$ -	\$ 954,747	\$ 1,005,654
Pedestrian Ways & Bikepaths	5	\$ -	\$ -	\$ -	\$ -	\$ -	\$ -	\$ 499,757	\$ -	\$ -	\$ -	\$ -	\$ -	\$ 2,745	\$ 502,502
Storm Drains	6	\$ -	\$ -	\$ -	\$ -	\$ -	\$ -	\$ -	\$ -	\$ -	\$ -	\$ -	\$ -	\$ -	\$ -
Storm Damage	7	\$ -	\$ -	\$ -	\$ -	\$ -	\$ -	\$ -	\$ -	\$ -	\$ -	\$ -	\$ -	\$ -	\$ -
<b>Total Construction<sup>1</sup></b>	8	\$ 444,896	\$ 52,308	\$ -	\$ -	\$ -	\$ -	\$ 1,172,472	\$ -	\$ -	\$ -	\$ -	\$ -	\$ 7,549,637	\$ 9,219,313
Right of Way Acquisition	9	\$ -	\$ -	\$ -	\$ -	\$ -	\$ -	\$ -	\$ -	\$ -	\$ -	\$ -	\$ -	\$ -	\$ -
<b>Total Construction &amp; Right-of-Way</b>	10	\$ 444,896	\$ 52,308	\$ -	\$ -	\$ -	\$ -	\$ 1,172,472	\$ -	\$ -	\$ -	\$ -	\$ -	\$ 7,549,637	\$ 9,219,313
<b>Maintenance</b>															
Patching	11	\$ 679,121	\$ -	\$ -	\$ -	\$ -	\$ -	\$ -	\$ -	\$ -	\$ -	\$ -	\$ -	\$ -	\$ 679,121
Overlay & Sealing	12	\$ -	\$ -	\$ -	\$ -	\$ -	\$ -	\$ 84,395	\$ -	\$ -	\$ -	\$ -	\$ -	\$ 4,674,032	\$ 4,758,427
Street Lights & Traffic Signals	13	\$ 1,501,505	\$ -	\$ -	\$ -	\$ -	\$ -	\$ -	\$ -	\$ -	\$ -	\$ -	\$ -	\$ 409,105	\$ 1,910,610
Storm Damage	14	\$ -	\$ -	\$ -	\$ -	\$ -	\$ -	\$ -	\$ -	\$ -	\$ -	\$ -	\$ -	\$ -	\$ -
Other Street Purpose Maintenance	15	\$ 5,639,399	\$ -	\$ -	\$ -	\$ -	\$ -	\$ 1,842,914	\$ 13,906	\$ -	\$ -	\$ -	\$ -	\$ 41,208	\$ 7,537,426
<b>Total Maintenance<sup>1</sup></b>	16	\$ 7,820,024	\$ -	\$ -	\$ -	\$ -	\$ -	\$ 1,927,308	\$ 13,906	\$ -	\$ -	\$ -	\$ -	\$ 5,124,345	\$ 14,885,584
<b>Other</b>	17	\$ -	\$ -	\$ -	\$ -	\$ -	\$ -	\$ -	\$ -	\$ -	\$ -	\$ -	\$ -	\$ -	\$ -
<b>GRAND TOTALS (Sum Lines 1, 10, 16, 17)</b>	18	\$ 9,226,961	\$ 52,308	\$ -	\$ -	\$ -	\$ -	\$ 3,109,124	\$ 13,906	\$ -	\$ -	\$ 224,438	\$ 277	\$ 13,234,599	\$ 25,861,613
<b>Finance Director Confirmation</b>	19	Any California State Constitution Article XIX streets and road eligible expenditure may be "counted" in local jurisdictions' calculation of MOE if the activity is supported (funded) by a local jurisdictions' discretionary funds (e.g. general fund). The California State Controller also provides useful information on Article XIX and the Streets and Highways Code eligible expenditures in its "Guidelines Relating to Gas Tax Expenditures for Cities and Counties". I have reviewed and am aware of these guidelines and their applicability in calculating and reporting on Maintenance of Effort expenditures. Finance Director initial: 													

<sup>1</sup> Includes direct charges for staff time  
<sup>2</sup> Other M2 includes A-M, R,S,T,U,V, and W  
 + Transportation related only  
 \* Please provide a specific description

Other includes, gas tax, prop 42, and RMRA

**Legend**

Project	Description
A-M	Freeway Projects
O	Regional Capacity Program (RCP)
P	Regional Traffic Signal Synchronization Program (RTSSP)
Q	Local Fair Share
R	High Frequency Metrolink Service
S	Transit Extensions to Metrolink
T	Convert Metrolink Station(s) to Regional Gateways that connect Orange County with High-Speed Rail Systems
U	Senior Mobility Program or Senior Non-Emergency Medical Program
V	Community Based Transit/Circulators
W	Safe Transit Stops
X	Environmental Cleanup Program (Water Quality)



**M2 Expenditure Report**  
**Fiscal Year Ended June 30, 2021**

I hereby certify that:

All the information attached herein and included in schedules 1 through 4 is true and accurate to the best of my knowledge;

The interest earned on Net Revenues allocated pursuant to the Ordinance shall be expended only for those purposes for which the Net Revenues were allocated;

The City/County of Huntington Beach is aware of the State Controller's "Guidelines Relating to Gas Tax Expenditures for Cities and Counties", which is a guide for determining MOE Expenditures for M2 Eligibility purposes;

The City/County's Expenditure Report is in compliance with direction provided in the State Controller's "Guidelines Relating to Gas Tax Expenditures for Cities and Counties;" and


The City/County of Huntington Beach has expended in this fiscal year an amount of local discretionary funds for streets and roads purposes at least equal to one of the maintenance of effort requirements below<sup>10</sup>:

A) The City/County met the existing FY 2020-21 MOE benchmark dollar amount.

B) The City/County met a proportional MOE benchmark amount of FY 2020-21 General Funds Revenues that is at least equal to the percent listed in column C of Exhibit 2 in the M2 Eligibility Guidelines.

Dahle Bulosan  
Chief Financial Officer (Print Name)

10/27/21  
Date

  
\_\_\_\_\_  
Signature

<sup>10</sup> An actual General Fund Revenue excerpt from a jurisdiction's Comprehensive Annual Finance Report (CAFR) must be provided as backup documentation.

RESOLUTION NO. 2021-60

A RESOLUTION OF THE CITY COUNCIL OF THE  
CITY OF HUNTINGTON BEACH CONCERNING  
THE MEASURE M2 EXPENDITURE REPORT  
FOR THE CITY OF HUNTINGTON BEACH

WHEREAS, local jurisdictions are required to meet eligibility requirements and submit eligibility verification packages to Orange County Transportation Authority (OCTA) in order to remain eligible to receive M2 funds.

Local jurisdictions are required to adopt an annual Expenditure Report as part of one of the eligibility requirements.

Local jurisdictions are required to account for Net Revenues, developer/traffic impact fees, and funds expended by local jurisdiction in the Expenditure Report that satisfy the Maintenance of Effort requirements; and


The Expenditure Report shall include all Net Revenue fund balances, interest earned and expenditures identified by type and program or project; and

The Expenditure Report must be adopted and submitted to the OCTA each year within six months of the end of the local jurisdiction's fiscal year to be eligible to receive Net Revenues as part of M2.

NOW, THEREFORE, BE IT RESOLVED that the City Council of the City of Huntington Beach does hereby inform OCTA that:

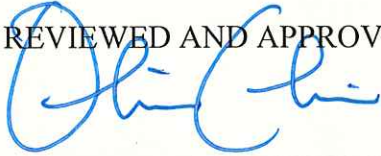
- a) The M2 Expenditure Report is in conformance with the template provided in the Measure M2 Eligibility Guidelines and accounts for Net Revenues included interest earned, expenditures during the fiscal year and balances at the end of fiscal year.
- b) The M2 Expenditure Report is hereby adopted by the City of Huntington Beach.
- c) The City of Huntington Beach Finance Director is hereby authorized to sign and submit the M2 Expenditure Report to OCTA for the fiscal year ending 2021.

PASSED AND ADOPTED by the City Council of the City of Huntington Beach at a regular meeting thereof held on the 16<sup>th</sup> day of November, 2021.




\_\_\_\_\_  
Mayor

REVIEWED AND APPROVED:



\_\_\_\_\_  
City Manager

APPROVED AS TO FORM:



\_\_\_\_\_  
City Attorney

INITIATED AND APPROVED:



\_\_\_\_\_  
Director of Public Works



STATE OF CALIFORNIA  
COUNTY OF ORANGE                    ) ss:  
CITY OF HUNTINGTON BEACH        )

I, ROBIN ESTANISLAU, the duly elected, qualified City Clerk of the City of Huntington Beach, and ex-officio Clerk of the City Council of said City, do hereby certify that the whole number of members of the City Council of the City of Huntington Beach is seven; that the foregoing resolution was passed and adopted by the affirmative vote of at least a majority of all the members of said City Council at a **Regular** meeting thereof held on **November 16, 2021** by the following vote:

**AYES:** Peterson, Bolton, Delgleize, Carr, Posey, Moser, Kalmick  
**NOES:** None  
**ABSENT:** None  
**RECUSE:** None



---

City Clerk and ex-officio Clerk of the  
City Council of the City of  
Huntington Beach, California





# Orange County Transportation Authority

## M2 Fact Sheet

City of Irvine

Fiscal Year Ended June 30, 2021

### Council Action

Signed Resolution

No

Revised Final Report?

No

	<u>Actual</u>	<u>Benchmark</u>
<b>MOE Expenditures</b>	\$19,587,695	\$8,001,915

<b>Project</b>	<b>Beginning Balance A</b>	<b>Revenues Claimed B</b>	<b>Expenditures C</b>	<b>Ending Balance D</b>	<b>Verify A+B-C-D</b>
M2 Fairshare	1,279,699	5,188,098	885,031	5,582,766	0
M2 Fairshare Interest	0	-28,086	-28,086	0	0
M2 CTFP (Project O)	-5,049,843	3,660,299	-693,290	-696,253	0
M2 CTFP (Project O) Interest	0	0	0	0	0
Regional Traffic Signal Synchronization Program	-2,894,710	2,670,377	181,461	-405,795	0
Regional Traffic Signal Synchronization Program Int	0	0	0	0	0
SMP or Senior Non-Emergency Medical	1	183,396	183,396	1	0
SMP or Senior Non-Emergency Medical Interest	0	0	0	0	0
Water Quality Program (Project X)	0	0	0	0	0
Water Quality Program (Project X) Interest	0	0	0	0	0
<b>Grand Total</b>	<b>-6,664,853</b>	<b>11,674,084</b>	<b>528,512</b>	<b>4,480,719</b>	<b>0</b>

**M2 Expenditure Report**  
**Fiscal Year Ended June 30, 2021**  
**Beginning and Ending Balances**

Description	Line No.	Amount	Interest
<b>Balances at Beginning of Fiscal Year</b>			
<b>A-M</b> Freeway Projects	1	\$ -	\$ -
<b>O</b> Regional Capacity Program (RCP)	2	\$ (5,049,843)	\$ -
<b>P</b> Regional Traffic Signal Synchronization Program (RTSSP)	3	\$ (2,894,710)	\$ -
<b>Q</b> Local Fair Share	4	\$ 1,279,698	\$ -
<b>R</b> High Frequency Metrolink Service	5	\$ -	\$ -
<b>S</b> Transit Extensions to Metrolink	6	\$ -	\$ -
<b>T</b> Convert Metrolink Station(s) to Regional Gateways that connect Orange County with High-Speed Rail Systems	7	\$ -	\$ -
<b>U</b> Senior Mobility Program or Senior Non-Emergency Medical Program	8	\$ -	\$ -
<b>V</b> Community Based Transit/Circulators	9	\$ -	\$ -
<b>W</b> Safe Transit Stops	10	\$ -	\$ -
<b>X</b> Environmental Cleanup Program (Water Quality)	11	\$ -	\$ -
Other*	12	\$ -	\$ -
<b>Balances at Beginning of Fiscal Year</b>	13	\$ (6,664,854)	\$ -
Monies Made Available During Fiscal Year	14	\$ 11,702,170	\$ (28,086)
<b>Total Monies Available (Sum Lines 13 &amp; 14)</b>	15	\$ 5,037,315	\$ (28,086)
Expenditures During Fiscal Year	16	\$ 556,598	\$ (28,086)
<b>Balances at End of Fiscal Year</b>			
<b>A-M</b> Freeway Projects	17	\$ -	\$ -
<b>O</b> Regional Capacity Program (RCP)	18	\$ (696,254)	\$ -
<b>P</b> Regional Traffic Signal Synchronization Program (RTSSP)	19	\$ (405,794)	\$ -
<b>Q</b> Local Fair Share	20	\$ 5,582,766	\$ -
<b>R</b> High Frequency Metrolink Service	21	\$ -	\$ -
<b>S</b> Transit Extensions to Metrolink	22	\$ -	\$ -
<b>T</b> Convert Metrolink Station(s) to Regional Gateways that connect Orange County with High-Speed Rail Systems	23	\$ -	\$ -
<b>U</b> Senior Mobility Program or Senior Non-Emergency Medical Program	24	\$ -	\$ -
<b>V</b> Community Based Transit/Circulators	25	\$ -	\$ -
<b>W</b> Safe Transit Stops	26	\$ -	\$ -
<b>X</b> Environmental Cleanup Program (Water Quality)	27	\$ -	\$ -
Other*	28	\$ -	\$ -

\* Please provide a specific description

**M2 Expenditure Report**  
**Fiscal Year Ended June 30, 2021**  
**Sources and Uses**

Description	Line No.	Amount	Interest
<b>Revenues:</b>			
<b>A-M</b> Freeway Projects	1	\$ -	\$ -
<b>O</b> Regional Capacity Program (RCP)	2	\$ 3,660,299	\$ -
<b>P</b> Regional Traffic Signal Synchronization Program (RTSSP)	3	\$ 2,670,377	\$ -
<b>Q</b> Local Fair Share	4	\$ 5,188,098	\$ (28,086) *
<b>R</b> High Frequency Metrolink Service	5	\$ -	\$ -
<b>S</b> Transit Extensions to Metrolink	6	\$ -	\$ -
<b>T</b> Convert Metrolink Station(s) to Regional Gateways that connect Orange County with High-Speed Rail Systems	7	\$ -	\$ -
<b>U</b> Senior Mobility Program or Senior Non-Emergency Medical Program	8	\$ 183,396	\$ -
<b>V</b> Community Based Transit/Circulators	9	\$ -	\$ -
<b>W</b> Safe Transit Stops	10	\$ -	\$ -
<b>X</b> Environmental Cleanup Program (Water Quality)	11	\$ -	\$ -
Other*	12	\$ -	\$ -
<b>TOTAL REVENUES (Sum lines 1 to 12)</b>	13	\$ 11,702,170	\$ (28,086)
<b>Expenditures:</b>			
<b>A-M</b> Freeway Projects	14	\$ -	\$ -
<b>O</b> Regional Capacity Program (RCP)	15	\$ (693,290)	\$ -
<b>P</b> Regional Traffic Signal Synchronization Program (RTSSP)	16	\$ 181,461	\$ -
<b>Q</b> Local Fair Share	17	\$ 885,031	\$ (28,086) *
<b>R</b> High Frequency Metrolink Service	18	\$ -	\$ -
<b>S</b> Transit Extensions to Metrolink	19	\$ -	\$ -
<b>T</b> Convert Metrolink Station(s) to Regional Gateways that connect Orange County with High-Speed Rail Systems	20	\$ -	\$ -
<b>U</b> Senior Mobility Program or Senior Non-Emergency Medical Program	21	\$ 183,396	\$ -
<b>V</b> Community Based Transit/Circulators	22	\$ -	\$ -
<b>W</b> Safe Transit Stops	23	\$ -	\$ -
<b>X</b> Environmental Cleanup Program (Water Quality)	24	\$ -	\$ -
Other*	25	\$ -	\$ -
<b>TOTAL EXPENDITURES (Sum lines 14 to 25)</b>	26	\$ 556,598	\$ (28,086)
<b>TOTAL BALANCE (Subtract line 26 from 13)</b>	27	\$ 11,145,572	\$ -

\* The interest was negative due to losses on the Market Value of the Measure M2 fund investments at 6/30/2021. The interest earning and the Market Value Gain/Loss was \$53,889.52 and (\$81,975.92), respectively. The City follows GAAP practice in Mark-To-Market (MTM) accounting recommended by City audit firm. By adding the interest amount to the Expenditure Amount and placing the negative interest here will give the total expenditure amount that will still match. It will also zero out interest ending balance as well.

**M2 Expenditure Report**  
**Fiscal Year Ended June 30, 2021**  
**Streets and Roads Detailed Use of Funds**

Type of Expenditure	Line No.	MOE	Developer / Impact Fees <sup>1</sup>	O	O Interest	P	P Interest	Q	Q Interest	X	X Interest	Other M2 <sup>2</sup>	Other M2 Interest	Other*	TOTAL
<b>Indirect and/or Overhead</b>	1	\$ 6,639,511	\$ 328,138					\$ 26,491						\$ 32,220	\$ 7,026,360
<b>Construction &amp; Right-of-Way</b>															
New Street Construction	2	\$ -	\$ 11,337,027	\$ (693,290)										\$ 3,898,019	\$ 14,541,756
Street Reconstruction	3	\$ -												\$ 3,446,385	\$ 3,446,385
Signals, Safety Devices, & Street Lights	4	\$ -	\$ 8,163			\$ 181,461								\$ 953,493	\$ 1,143,117
Pedestrian Ways & Bikepaths	5	\$ -	\$ 197,677												\$ 197,677
Storm Drains	6	\$ -													\$ -
Storm Damage	7	\$ -													\$ -
<b>Total Construction<sup>1</sup></b>	8	\$ -	\$ 11,542,867	\$ (693,290)	\$ -	\$ 181,461	\$ -	\$ -	\$ -	\$ -	\$ -	\$ -	\$ -	\$ 8,297,897	\$ 19,328,934
Right of Way Acquisition	9	\$ -													\$ -
<b>Total Construction &amp; Right-of-Way</b>	10	\$ -	\$ 11,542,867	\$ (693,290)	\$ -	\$ 181,461	\$ -	\$ -	\$ -	\$ -	\$ -	\$ -	\$ -	\$ 8,297,897	\$ 19,328,934
<b>Maintenance</b>															
Patching	11														\$ -
Overlay & Sealing	12	\$ 6,065,167						\$ 493,418						\$ 2,370,454	\$ 8,929,039
Street Lights & Traffic Signals	13	\$ 563,436	\$ 2,574,404					\$ 365,122	\$ (28,086)					\$ 171,272	\$ 3,646,147
Storm Damage	14														\$ -
Other Street Purpose Maintenance	15	\$ 6,319,581	\$ 2,430,942											\$ 3,868,349	\$ 12,618,872
<b>Total Maintenance<sup>1</sup></b>	16	\$ 12,948,184	\$ 5,005,346	\$ -	\$ -	\$ -	\$ -	\$ 858,540	\$ (28,086)	\$ -	\$ -	\$ -	\$ -	\$ 6,410,075	\$ 25,194,058
<b>Other</b>	17											\$ 183,396			\$ 183,396
<b>GRAND TOTALS (Sum Lines 1, 10, 16, 17)</b>	18	\$ 19,587,695	\$ 16,876,350	\$ (693,290)	\$ -	\$ 181,461	\$ -	\$ 885,031	\$ (28,086)	\$ -	\$ -	\$ 183,396	\$ -	\$ 14,740,192	\$ 51,732,748
<b>Finance Director Confirmation</b>	19	Any California State Constitution Article XIX streets and road eligible expenditure may be "counted" in local jurisdictions' calculation of MOE if the activity is supported (funded) by a local jurisdictions' discretionary funds (e.g. general fund). The California State Controller also provides useful information on Article XIX and the Streets and Highways Code eligible expenditures in its "Guidelines Relating to Gas Tax Expenditures for Cities and Counties". I have reviewed and am aware of these guidelines and their applicability in calculating and reporting on Maintenance of Effort expenditures. Finance Director initial: <u>RG</u>													

<sup>1</sup> Includes direct charges for staff time

<sup>2</sup> Other M2 includes A-M, R,S,T,U,V, and W

+ Transportation related only

\* Other expenditures totaling \$14,740,192 are street-related projects or special funds with **NON-M2** funding such as contributions, donations, gas tax, SB1, Federal, State, Local Street-related rehabilitation funds.

**Legend**

Project	Description
A-M	Freeway Projects
O	Regional Capacity Program (RCP)
P	Regional Traffic Signal Synchronization Program (RTSSP)
Q	Local Fair Share
R	High Frequency Metrolink Service
S	Transit Extensions to Metrolink
T	Convert Metrolink Station(s) to Regional Gateways that connect Orange County with High-Speed Rail Systems
U	Senior Mobility Program or Senior Non-Emergency Medical Program
V	Community Based Transit/Circulators
W	Safe Transit Stops
X	Environmental Cleanup Program (Water Quality)



**M2 Expenditure Report  
Fiscal Year Ended June 30, 2021**

I hereby certify that:

All the information attached herein and included in schedules 1 through 4 is true and accurate to the best of my knowledge;

The interest earned on Net Revenues allocated pursuant to the Ordinance shall be expended only for those purposes for which the Net Revenues were allocated;

The City/County of Irvine is aware of the State Controller’s “Guidelines Relating to Gas Tax Expenditures for Cities and Counties”, which is a guide for determining MOE Expenditures for M2 Eligibility purposes;

The City/County’s Expenditure Report is in compliance with direction provided in the State Controller’s “Guidelines Relating to Gas Tax Expenditures for Cities and Counties;” and


The City/County of Irvine has expended in this fiscal year an amount of local discretionary funds for streets and roads purposes at least equal to one of the maintenance of effort requirements below<sup>10</sup>:

A) The City/County met the existing FY 2020-21 MOE benchmark dollar amount.

B) The City/County met a proportional MOE benchmark amount of FY 2020-21 General Funds Revenues that is at least equal to the percent listed in column C of Exhibit 2 in the M2 Eligibility Guidelines.

Kristin Griffith  
\_\_\_\_\_  
Director of Financial Management and Strategic Planning  
(Print Name)

12/6/2021  
\_\_\_\_\_  
Date

DocuSigned by:  
  
\_\_\_\_\_  
68FE5CD92934421...  
Signature

<sup>10</sup> An actual General Fund Revenue excerpt from a jurisdiction’s Comprehensive Annual Finance Report must be provided as backup documentation.

CITY COUNCIL RESOLUTION NO. 21-71

A RESOLUTION OF THE CITY COUNCIL OF THE CITY OF IRVINE, CALIFORNIA, CONCERNING THE FISCAL YEAR 2020-21 MEASURE M2 EXPENDITURE REPORT FOR THE CITY OF IRVINE

WHEREAS, local jurisdictions are required to meet eligibility requirements and submit eligibility verification packages to Orange County Transportation Authority (OCTA) in order to remain eligible to receive M2 funds; and

WHEREAS, local jurisdictions are required to adopt an annual M2 Expenditure Report as part of one of the eligibility requirements; and

WHEREAS, local jurisdictions are required to account for Net Revenues, developer/traffic impact fees, and funds expended by local jurisdiction in the M2 Expenditure Report that satisfy the Maintenance of Effort requirements; and

WHEREAS, the M2 Expenditure Report shall include all Net Revenue fund balances, interest earned and expenditures identified by type and program or project; and

WHEREAS, the M2 Expenditure Report must be adopted and submitted to the OCTA each year within six months of the end of the local jurisdiction's fiscal year to be eligible to receive Net Revenues as part of M2.

NOW, THEREFORE, BE IT RESOLVED that the City Council of the City of Irvine, DOES HEREBY INFORM OCTA that:

- a) The Fiscal Year 2020-21 M2 Expenditure Report is in conformance with the template provided in the Measure M2 Eligibility Guidelines and accounts for Net Revenues including interest earned, expenditures during the fiscal year, and balances at the end of the fiscal year.
- b) The M2 Expenditure Report is hereby adopted by the City of Irvine.
- c) The City of Irvine's Director of Financial Management & Strategic Planning is hereby authorized to sign and submit the M2 Expenditure Report to OCTA for the fiscal year ended June 30, 2021.

PASSED AND ADOPTED by the City Council of the City of Irvine at a regular meeting held on the 23<sup>rd</sup> day of November, 2021.

  
MAYOR OF THE CITY OF IRVINE

ATTEST:

  
CITY CLERK OF THE CITY OF IRVINE

STATE OF CALIFORNIA )  
COUNTY OF ORANGE ) SS  
CITY OF IRVINE )

I, CARL PETERSEN, City Clerk of the City of Irvine, HEREBY DO CERTIFY that the foregoing resolution was duly adopted at a regular meeting of the City Council of the City of Irvine, held on the 23<sup>rd</sup> day of November, 2021.

AYES: 5 COUNCILMEMBERS: Agran, Carroll, Kim, Kuo, and Khan  
NOES: 0 COUNCILMEMBERS: None  
ABSENT: 0 COUNCILMEMBERS: None  
ABSTAIN: 0 COUNCILMEMBERS: None

  
CITY CLERK OF THE CITY OF IRVINE





**Orange County Transportation Authority**

**M2 Fact Sheet**

**City of La Habra**

**Fiscal Year Ended June 30, 2021**

Council Action 12/20/2021

Signed Resolution Yes

Revised Final Report? No

	<u>Actual</u>	<u>Benchmark</u>
<b>MOE Expenditures</b>	\$1,826,209	\$1,737,300

Project	Beginning Balance A	Revenues Claimed B	Expenditures C	Ending Balance D	Verify A+B-C-D
M2 Fairshare	2,389,797	998,138	356,395	3,031,540	0
M2 Fairshare Interest	122,993	25,968	0	148,961	0
M2 CTFP (Project O)	0	1,033,690	1,033,690	0	0
M2 CTFP (Project O) Interest	0	0	0	0	0
Regional Traffic Signal Synchronization Program	33,003	1,186,044	1,219,047	0	0
Regional Traffic Signal Synchronization Program Int	0	0	0	0	0
SMP or Senior Non-Emergency Medical	1	62,319	22,251	40,069	0
SMP or Senior Non-Emergency Medical Interest	0	65	0	65	0
Community Based Transit/Circulators	0	0	0	0	0
Community Based Transit/Circulators Interest	0	0	0	0	0
Water Quality Program (Project X)	0	0	0	0	0
Water Quality Program (Project X) Interest	0	0	0	0	0
<b>Grand Total</b>	<b>2,545,794</b>	<b>3,306,224</b>	<b>2,631,383</b>	<b>3,220,635</b>	<b>0</b>

**M2 Expenditure Report**  
**Fiscal Year Ended June 30, 2021**  
**Beginning and Ending Balances**

Description	Line No.	Amount	Interest
<b>Balances at Beginning of Fiscal Year</b>			
<b>A-M</b> Freeway Projects	1	\$ -	\$ -
<b>O</b> Regional Capacity Program (RCP)	2	\$ -	\$ -
<b>P</b> Regional Traffic Signal Synchronization Program (RTSSP)	3	\$ 33,003	\$ -
<b>Q</b> Local Fair Share	4	\$ 2,389,796	\$ 122,993
<b>R</b> High Frequency Metrolink Service	5	\$ -	\$ -
<b>S</b> Transit Extensions to Metrolink	6	\$ -	\$ -
<b>T</b> Convert Metrolink Station(s) to Regional Gateways that connect Orange County with High-Speed Rail Systems	7	\$ -	\$ -
<b>U</b> Senior Mobility Program or Senior Non-Emergency Medical Program	8	\$ -	\$ -
<b>V</b> Community Based Transit/Circulators	9	\$ -	\$ -
<b>W</b> Safe Transit Stops	10	\$ -	\$ -
<b>X</b> Environmental Cleanup Program (Water Quality)	11	\$ -	\$ -
Other*	12	\$ -	\$ -
<b>Balances at Beginning of Fiscal Year</b>	13	\$ 2,422,799	\$ 122,993
Monies Made Available During Fiscal Year	14	\$ 3,280,191	\$ 26,033
<b>Total Monies Available (Sum Lines 13 &amp; 14)</b>	15	\$ 5,702,990	\$ 149,026
Expenditures During Fiscal Year	16	\$ 2,631,383	\$ -
<b>Balances at End of Fiscal Year</b>			
<b>A-M</b> Freeway Projects	17	\$ -	\$ -
<b>O</b> Regional Capacity Program (RCP)	18	\$ -	\$ -
<b>P</b> Regional Traffic Signal Synchronization Program (RTSSP)	19	\$ -	\$ -
<b>Q</b> Local Fair Share	20	\$ 3,031,539	\$ 148,961
<b>R</b> High Frequency Metrolink Service	21	\$ -	\$ -
<b>S</b> Transit Extensions to Metrolink	22	\$ -	\$ -
<b>T</b> Convert Metrolink Station(s) to Regional Gateways that connect Orange County with High-Speed Rail Systems	23	\$ -	\$ -
<b>U</b> Senior Mobility Program or Senior Non-Emergency Medical Program	24	\$ 40,068	\$ 65
<b>V</b> Community Based Transit/Circulators	25	\$ -	\$ -
<b>W</b> Safe Transit Stops	26	\$ -	\$ -
<b>X</b> Environmental Cleanup Program (Water Quality)	27	\$ -	\$ -
Other*	28	\$ -	\$ -

\* Please provide a specific description

**M2 Expenditure Report**  
**Fiscal Year Ended June 30, 2021**  
**Sources and Uses**

Description	Line No.	Amount	Interest
<b>Revenues:</b>			
<b>A-M</b> Freeway Projects	1	\$ -	\$ -
<b>O</b> Regional Capacity Program (RCP)	2	\$ 1,033,690	\$ -
<b>P</b> Regional Traffic Signal Synchronization Program (RTSSP)	3	\$ 1,186,044	\$ -
<b>Q</b> Local Fair Share	4	\$ 998,138	\$ 25,968
<b>R</b> High Frequency Metrolink Service	5	\$ -	\$ -
<b>S</b> Transit Extensions to Metrolink	6	\$ -	\$ -
<b>T</b> Convert Metrolink Station(s) to Regional Gateways that connect Orange County with High-Speed Rail Systems	7	\$ -	\$ -
<b>U</b> Senior Mobility Program or Senior Non-Emergency Medical Program	8	\$ 62,319	\$ 65
<b>V</b> Community Based Transit/Circulators	9	\$ -	\$ -
<b>W</b> Safe Transit Stops	10	\$ -	\$ -
<b>X</b> Environmental Cleanup Program (Water Quality)	11	\$ -	\$ -
Other*	12	\$ -	\$ -
<b>TOTAL REVENUES (Sum lines 1 to 12)</b>	13	\$ 3,280,191	\$ 26,033
<b>Expenditures:</b>			
<b>A-M</b> Freeway Projects	14	\$ -	\$ -
<b>O</b> Regional Capacity Program (RCP)	15	\$ 1,033,690	\$ -
<b>P</b> Regional Traffic Signal Synchronization Program (RTSSP)	16	\$ 1,219,047	\$ -
<b>Q</b> Local Fair Share	17	\$ 356,395	\$ -
<b>R</b> High Frequency Metrolink Service	18	\$ -	\$ -
<b>S</b> Transit Extensions to Metrolink	19	\$ -	\$ -
<b>T</b> Convert Metrolink Station(s) to Regional Gateways that connect Orange County with High-Speed Rail Systems	20	\$ -	\$ -
<b>U</b> Senior Mobility Program or Senior Non-Emergency Medical Program	21	\$ 22,251	\$ -
<b>V</b> Community Based Transit/Circulators	22	\$ -	\$ -
<b>W</b> Safe Transit Stops	23	\$ -	\$ -
<b>X</b> Environmental Cleanup Program (Water Quality)	24	\$ -	\$ -
Other*	25	\$ -	\$ -
<b>TOTAL EXPENDITURES (Sum lines 14 to 25)</b>	26	\$ 2,631,383	\$ -
<b>TOTAL BALANCE (Subtract line 26 from 13)</b>	27	\$ 648,808	\$ 26,033

\* Please provide a specific description


Project O-The \$1,033,690 of revenue listed above is a current year accrual. No revenue was received in FY 2020-21.

Project P-The \$1,186,044 of revenue listed above is a current year accrual of \$1,219,047 less \$33,003 of beginning balance. No revenue was received in FY 2020-21.

Project Q-Fairshare reported revenue of \$998,138 is the City's July 2020-June 2021 apportionment from OCTA.

Project U-Senior Mobility Program revenue of \$62,319 is the City's July 2020-June 2021 apportionment from OCTA.

**M2 Expenditure Report**  
**Fiscal Year Ended June 30, 2021**  
**Streets and Roads Detailed Use of Funds**

Type of Expenditure	Line No.	MOE	Developer / Impact Fees <sup>+</sup>	O	O Interest	P	P Interest	Q	Q Interest	X	X Interest	Other M2 <sup>2</sup>	Other M2 Interest	Other*	TOTAL
<b>Indirect and/or Overhead</b>	1	\$ 467,190	\$ -	\$ -	\$ -	\$ -	\$ -	\$ 94,073	\$ -	\$ -	\$ -	\$ -	\$ -	\$ -	\$ 561,263
<b>Construction &amp; Right-of-Way</b>															
New Street Construction	2	\$ -	\$ -	\$ -	\$ -	\$ -	\$ -	\$ -	\$ -	\$ -	\$ -	\$ -	\$ -	\$ -	\$ -
Street Reconstruction	3	\$ -	\$ -	\$ 1,033,690	\$ -	\$ -	\$ -	\$ 202,307	\$ -	\$ -	\$ -	\$ -	\$ -	\$ -	\$ 1,235,997
Signals, Safety Devices, & Street Lights	4	\$ -	\$ -	\$ -	\$ -	\$ 1,219,047	\$ -	\$ 57,768	\$ -	\$ -	\$ -	\$ -	\$ -	\$ -	\$ 1,276,815
Pedestrian Ways & Bikepaths	5	\$ -	\$ -	\$ -	\$ -	\$ -	\$ -	\$ -	\$ -	\$ -	\$ -	\$ -	\$ -	\$ -	\$ -
Storm Drains	6	\$ -	\$ -	\$ -	\$ -	\$ -	\$ -	\$ -	\$ -	\$ -	\$ -	\$ -	\$ -	\$ -	\$ -
Storm Damage	7	\$ -	\$ -	\$ -	\$ -	\$ -	\$ -	\$ -	\$ -	\$ -	\$ -	\$ -	\$ -	\$ -	\$ -
<b>Total Construction<sup>1</sup></b>	8	\$ -	\$ -	\$ 1,033,690	\$ -	\$ 1,219,047	\$ -	\$ 260,075	\$ -	\$ -	\$ -	\$ -	\$ -	\$ -	\$ 2,512,812
Right of Way Acquisition	9	\$ -	\$ -	\$ -	\$ -	\$ -	\$ -	\$ -	\$ -	\$ -	\$ -	\$ -	\$ -	\$ -	\$ -
<b>Total Construction &amp; Right-of-Way</b>	10	\$ -	\$ -	\$ 1,033,690	\$ -	\$ 1,219,047	\$ -	\$ 260,075	\$ -	\$ -	\$ -	\$ -	\$ -	\$ -	\$ 2,512,812
<b>Maintenance</b>															
Patching	11	\$ -	\$ -	\$ -	\$ -	\$ -	\$ -	\$ -	\$ -	\$ -	\$ -	\$ -	\$ -	\$ -	\$ -
Overlay & Sealing	12	\$ -	\$ -	\$ -	\$ -	\$ -	\$ -	\$ -	\$ -	\$ -	\$ -	\$ -	\$ -	\$ -	\$ -
Street Lights & Traffic Signals	13	\$ 840,390	\$ -	\$ -	\$ -	\$ -	\$ -	\$ 24	\$ -	\$ -	\$ -	\$ -	\$ -	\$ -	\$ 840,414
Storm Damage	14	\$ 78,543	\$ -	\$ -	\$ -	\$ -	\$ -	\$ -	\$ -	\$ -	\$ -	\$ -	\$ -	\$ -	\$ 78,543
Other Street Purpose Maintenance	15	\$ 440,086	\$ -	\$ -	\$ -	\$ -	\$ -	\$ 2,223	\$ -	\$ -	\$ -	\$ -	\$ -	\$ -	\$ 442,309
<b>Total Maintenance<sup>1</sup></b>	16	\$ 1,359,019	\$ -	\$ -	\$ -	\$ -	\$ -	\$ 2,247	\$ -	\$ -	\$ -	\$ -	\$ -	\$ -	\$ 1,361,266
<b>Other-Senior Mobility -Project U</b>	17		\$ -	\$ -	\$ -	\$ -	\$ -	\$ -	\$ -	\$ -	\$ -	\$ 22,251	\$ -	\$ -	\$ 22,251
<b>GRAND TOTALS (Sum Lines 1, 10, 16, 17)</b>	18	\$ 1,826,209	\$ -	\$ 1,033,690	\$ -	\$ 1,219,047	\$ -	\$ 356,395	\$ -	\$ -	\$ -	\$ 22,251	\$ -	\$ -	\$ 4,457,592
<b>Finance Director Confirmation</b>	19	Any California State Constitution Article XIX streets and road eligible expenditure may be "counted" in local jurisdictions' calculation of MOE if the activity is supported (funded) by a local jurisdictions' discretionary funds (e.g. general fund). The California State Controller also provides useful information on Article XIX and the Streets and Highways Code eligible expenditures in its "Guidelines Relating to Gas Tax Expenditures for Cities and Counties". I have reviewed and am aware of these guidelines and their applicability in calculating and reporting on Maintenance of Effort expenditures. Finance Director initial: 													

<sup>1</sup> Includes direct charges for staff time  
<sup>2</sup> Other M2 includes A-M, R,S,T,U,V, and W  
 + Transportation related only  
 \* Please provide a specific description

**Legend**

Project	Description
A-M	Freeway Projects
O	Regional Capacity Program (RCP)
P	Regional Traffic Signal Synchronization Program (RTSSP)
Q	Local Fair Share
R	High Frequency Metrolink Service
S	Transit Extensions to Metrolink
T	Convert Metrolink Station(s) to Regional Gateways that connect Orange County with High-Speed Rail Systems
U	Senior Mobility Program or Senior Non-Emergency Medical Program
V	Community Based Transit/Circulators
W	Safe Transit Stops
X	Environmental Cleanup Program (Water Quality)

**M2 Expenditure Report  
Fiscal Year Ended June 30, 2021  
Local Fair Share Project List**

PROJECT NAME	AMOUNT EXPENDED
System Safety Analysis Report Program	\$ 24
La Habra Boulevard Pavement Rehabilitation Project	\$ 560
Arterial Street Rehabilitation 2019-20	\$ 403
City Hall Charging Station 2019-20	\$ 57,768
Residential Rehabilitation Project 2019-20	\$ 126,227
Residential Rehabilitation Project 2020-21	\$ 45,323
Pavement Management Update 2021	\$ 30,757
Professional Engineering Services Staff Augmentation	\$ 1,260
Measure M2-Fairshare Administration	\$ 94,073
	\$ 356,395

**M2 Expenditure Report**  
**Fiscal Year Ended June 30, 2021**

I hereby certify that:

All the information attached herein and included in schedules 1 through 4 is true and accurate to the best of my knowledge;

The interest earned on Net Revenues allocated pursuant to the Ordinance shall be expended only for those purposes for which the Net Revenues were allocated;

The City of La Habra is aware of the State Controller's "Guidelines Relating to Gas Tax Expenditures for Cities and Counties", which is a guide for determining MOE Expenditures for M2 Eligibility purposes;

The City's Expenditure Report is in compliance with direction provided in the State Controller's "Guidelines Relating to Gas Tax Expenditures for Cities and Counties;" and

The City of La Habra has expended in this fiscal year an amount of local discretionary funds for streets and roads purposes at least equal to one of the maintenance of effort requirements below<sup>10</sup>:

A) The City/County met the existing FY 2020-21 MOE benchmark dollar amount.

B) The City/County met a proportional MOE benchmark amount of FY 2020-21 General Funds Revenues that is at least equal to the percent listed in column C of Exhibit 2 in the M2 Eligibility Guidelines.

Melvin Shannon  
Director of Finance (Print Name)

01/20/2022  
Date

Melvin Shannon  
Signature

<sup>10</sup> An actual General Fund Revenue excerpt from a jurisdiction's Comprehensive Annual Finance Report (CAFR) must be provided as backup documentation.

**RESOLUTION NO. 6040**

**A RESOLUTION OF THE CITY COUNCIL OF THE CITY OF LA HABRA, CALIFORNIA, CONCERNING THE MEASURE M2 (M2) EXPENDITURE REPORT FOR THE CITY OF LA HABRA**

**WHEREAS**, local jurisdictions are required to meet eligibility requirements and submit eligibility verification packages to Orange County Transportation Authority (OCTA) in order to remain eligible to receive M2 funds; and

**WHEREAS**, local jurisdictions are required to adopt an annual M2 Expenditure Report as part of one of the eligibility requirements; and

**WHEREAS**, local jurisdictions are required to account for Net Revenues, developer/traffic impact fees, and funds expended by local jurisdiction in the M2 Expenditure Report that satisfy the Maintenance of Effort requirements; and


**WHEREAS**, the M2 Expenditure Report shall include all Net Revenue fund balances, interest earned and expenditures identified by type and program or project; and

**WHEREAS**, the M2 Expenditure Report must be adopted and submitted to the OCTA each year within six months of the end of the local jurisdiction's fiscal year to be eligible to receive Net Revenues as part of M2.

**NOW, THEREFORE, BE IT RESOLVED** that the City Council for the City of La Habra does hereby inform the Orange County Transportation Authority that:


- a) The M2 Expenditure Report is in conformance with the template provided in the Measure M2 Eligibility Guidelines and accounts for Net Revenues, including interest earned, expenditures during the fiscal year, and balances at the end of the fiscal year;
- b) The M2 Expenditure Report is hereby adopted by the City of La Habra.
- c) The City of La Habra Finance Director is hereby authorized to sign and submit the M2 Expenditure Report to OCTA for the fiscal year ending June 30, 2021.

**PASSED, APPROVED AND ADOPTED** this 20<sup>th</sup> day of December 2021.

  
\_\_\_\_\_  
Jose Medrano  
Mayor



**ATTEST:**


  
Laurie Swindell, CMC  
City Clerk

STATE OF CALIFORNIA }  
COUNTY OF ORANGE } ss  
CITY OF LA HABRA }

I, Laurie Swindell, CMC, City Clerk for the City of La Habra, do hereby certify that the above and foregoing is a true and correct copy of Resolution No. 6040 introduced and adopted at a Regular Meeting of the City Council of the City of La Habra held on the 20<sup>th</sup> day of December, 2021, by the following roll call vote:

AYES: COUNCILMEMBERS: Medrano, Gomez, Espinoza, Shaw, Simonian  
NOES: COUNCILMEMBERS: NONE  
ABSTAIN: COUNCILMEMBERS: NONE  
ABSENT: COUNCILMEMBERS: NONE

Witness my hand and the official seal of the City of La Habra this 20<sup>th</sup> day of December 2021.

  
Laurie Swindell, CMC  
City Clerk





Orange County Transportation Authority

M2 Fact Sheet

City of La Palma

Fiscal Year Ended June 30, 2021

Council Action 11/2/2021

Signed Resolution Yes

Revised Final Report? No

	<u>Actual</u>	<u>Benchmark</u>
<b>MOE Expenditures</b>	\$511,943	\$201,688

Project	Beginning Balance A	Revenues Claimed B	Expenditures C	Ending Balance D	Verify A+B-C-D
M2 Fairshare	373,906	253,101	113,895	513,112	0
M2 Fairshare Interest	0	-2,755	-2,755	0	0
M2 CTFP (Project O)	0	8,640	8,640	0	0
M2 CTFP (Project O) Interest	0	0	0	0	0
Water Quality Program (Project X)	0	0	0	0	0
Water Quality Program (Project X) Interest	0	0	0	0	0
<b>Grand Total</b>	<b>373,906</b>	<b>258,986</b>	<b>119,780</b>	<b>513,112</b>	<b>0</b>

**M2 Expenditure Report**  
**Fiscal Year Ended June 30, 2021**  
**Beginning and Ending Balances**

Description	Line No.	Amount	Interest
<b>Balances at Beginning of Fiscal Year</b>			
<b>A-M</b> Freeway Projects	1	\$ -	\$ -
<b>O</b> Regional Capacity Program (RCP)	2	\$ -	\$ -
<b>P</b> Regional Traffic Signal Synchronization Program (RTSSP)	3	\$ -	\$ -
<b>Q</b> Local Fair Share	4	\$ 373,906.39	\$ -
<b>R</b> High Frequency Metrolink Service	5	\$ -	\$ -
<b>S</b> Transit Extensions to Metrolink	6	\$ -	\$ -
<b>T</b> Convert Metrolink Station(s) to Regional Gateways that connect Orange County with High-Speed Rail Systems	7	\$ -	\$ -
<b>U</b> Senior Mobility Program or Senior Non-Emergency Medical Program	8	\$ -	\$ -
<b>V</b> Community Based Transit/Circulators	9	\$ -	\$ -
<b>W</b> Safe Transit Stops	10	\$ -	\$ -
<b>X</b> Environmental Cleanup Program (Water Quality)	11	\$ -	\$ -
Other*	12	\$ -	\$ -
<b>Balances at Beginning of Fiscal Year</b>	13	\$ 373,906.39	\$ -
Monies Made Available During Fiscal Year	14	\$ 261,741.06	\$ (2,755)
<b>Total Monies Available (Sum Lines 13 &amp; 14)</b>	15	\$ 635,647.45	\$ (2,755)
Expenditures During Fiscal Year	16	\$ 122,535.12	\$ (2,755)
<b>Balances at End of Fiscal Year</b>			
<b>A-M</b> Freeway Projects	17	\$ -	\$ -
<b>O</b> Regional Capacity Program (RCP)	18	\$ -	\$ -
<b>P</b> Regional Traffic Signal Synchronization Program (RTSSP)	19	\$ -	\$ -
<b>Q</b> Local Fair Share	20	\$ 513,112.33	\$ -
<b>R</b> High Frequency Metrolink Service	21	\$ -	\$ -
<b>S</b> Transit Extensions to Metrolink	22	\$ -	\$ -
<b>T</b> Convert Metrolink Station(s) to Regional Gateways that connect Orange County with High-Speed Rail Systems	23	\$ -	\$ -
<b>U</b> Senior Mobility Program or Senior Non-Emergency Medical Program	24	\$ -	\$ -
<b>V</b> Community Based Transit/Circulators	25	\$ -	\$ -
<b>W</b> Safe Transit Stops	26	\$ -	\$ -
<b>X</b> Environmental Cleanup Program (Water Quality)	27	\$ -	\$ -
Other*	28	\$ -	\$ -

\* Please provide a specific description

**M2 Expenditure Report**  
**Fiscal Year Ended June 30, 2021**  
**Sources and Uses**

Description	Line No.	Amount	Interest
<b>Revenues:</b>			
<b>A-M</b> Freeway Projects	1	\$ -	\$ -
<b>O</b> Regional Capacity Program (RCP)	2	\$ 8,640	\$ -
<b>P</b> Regional Traffic Signal Synchronization Program (RTSSP)	3	\$ -	\$ -
<b>Q</b> Local Fair Share	4	\$ 253,101	\$ (2,755)
<b>R</b> High Frequency Metrolink Service	5	\$ -	\$ -
<b>S</b> Transit Extensions to Metrolink	6	\$ -	\$ -
<b>T</b> Convert Metrolink Station(s) to Regional Gateways that connect Orange County with High-Speed Rail Systems	7	\$ -	\$ -
<b>U</b> Senior Mobility Program or Senior Non-Emergency Medical Program	8	\$ -	\$ -
<b>V</b> Community Based Transit/Circulators	9	\$ -	\$ -
<b>W</b> Safe Transit Stops	10	\$ -	\$ -
<b>X</b> Environmental Cleanup Program (Water Quality)	11	\$ -	\$ -
Other*	12	\$ -	\$ -
<b>TOTAL REVENUES (Sum lines 1 to 12)</b>	13	\$ 261,741	\$ (2,755)
<b>Expenditures:</b>			
<b>A-M</b> Freeway Projects	14	\$ -	\$ -
<b>O</b> Regional Capacity Program (RCP)	15	\$ 8,640	\$ -
<b>P</b> Regional Traffic Signal Synchronization Program (RTSSP)	16	\$ -	\$ -
<b>Q</b> Local Fair Share	17	\$ 113,895	\$ (2,755)
<b>R</b> High Frequency Metrolink Service	18	\$ -	\$ -
<b>S</b> Transit Extensions to Metrolink	19	\$ -	\$ -
<b>T</b> Convert Metrolink Station(s) to Regional Gateways that connect Orange County with High-Speed Rail Systems	20	\$ -	\$ -
<b>U</b> Senior Mobility Program or Senior Non-Emergency Medical Program	21	\$ -	\$ -
<b>V</b> Community Based Transit/Circulators	22	\$ -	\$ -
<b>W</b> Safe Transit Stops	23	\$ -	\$ -
<b>X</b> Environmental Cleanup Program (Water Quality)	24	\$ -	\$ -
Other*	25	\$ -	\$ -
<b>TOTAL EXPENDITURES (Sum lines 14 to 25)</b>	26	\$ 122,535	\$ (2,755)
<b>TOTAL BALANCE (Subtract line 26 from 13)</b>	27	\$ 139,206	\$ -

\* Please provide a specific description

NOTE: In FY 20/21, Interest was negative because of the large reduction in the Market Value of Investments.

**M2 Expenditure Report**  
**Fiscal Year Ended June 30, 2021**  
**Streets and Roads Detailed Use of Funds**

Type of Expenditure	Line No.	MOE	Developer / Impact Fees <sup>+</sup>	O	O Interest	P	P Interest	Q	Q Interest	X	X Interest	Other M2 <sup>2</sup>	Other M2 Interest	Other*	TOTAL
<b>Indirect and/or Overhead</b>	1	\$ -	\$ -	\$ -	\$ -	\$ -	\$ -	\$ -	\$ -	\$ -	\$ -	\$ -	\$ -	\$ -	\$ -
<b>Construction &amp; Right-of-Way</b>															
New Street Construction	2	\$ -	\$ -	\$ -	\$ -	\$ -	\$ -	\$ -	\$ -	\$ -	\$ -	\$ -	\$ -	\$ -	\$ -
Street Reconstruction	3	\$ -	\$ -	\$ 8,640.00	\$ -	\$ -	\$ -	\$ -	\$ -	\$ -	\$ -	\$ -	\$ -	\$ -	\$ 8,640
Signals, Safety Devices, & Street Lights	4	\$ -	\$ -	\$ -	\$ -	\$ -	\$ -	\$ -	\$ -	\$ -	\$ -	\$ -	\$ -	\$ -	\$ -
Pedestrian Ways & Bikepaths	5	\$ -	\$ -	\$ -	\$ -	\$ -	\$ -	\$ -	\$ -	\$ -	\$ -	\$ -	\$ -	\$ -	\$ -
Storm Drains	6	\$ -	\$ -	\$ -	\$ -	\$ -	\$ -	\$ -	\$ -	\$ -	\$ -	\$ -	\$ -	\$ -	\$ -
Storm Damage	7	\$ -	\$ -	\$ -	\$ -	\$ -	\$ -	\$ -	\$ -	\$ -	\$ -	\$ -	\$ -	\$ -	\$ -
<b>Total Construction<sup>1</sup></b>	8	\$ -	\$ -	\$ 8,640.00	\$ -	\$ -	\$ -	\$ -	\$ -	\$ -	\$ -	\$ -	\$ -	\$ -	\$ 8,640
Right of Way Acquisition	9	\$ -	\$ -	\$ -	\$ -	\$ -	\$ -	\$ -	\$ -	\$ -	\$ -	\$ -	\$ -	\$ -	\$ -
<b>Total Construction &amp; Right-of-Way</b>	10	\$ -	\$ -	\$ 8,640.00	\$ -	\$ -	\$ -	\$ -	\$ -	\$ -	\$ -	\$ -	\$ -	\$ -	\$ 8,640
<b>Maintenance</b>															
Patching	11	\$ 49,157.85	\$ -	\$ -	\$ -	\$ -	\$ -	\$ -	\$ -	\$ -	\$ -	\$ -	\$ -	\$ -	\$ 49,158
Overlay & Sealing	12	\$ 10,330.54	\$ -	\$ -	\$ -	\$ -	\$ -	\$ 113,895.12	\$ (2,755.12)	\$ -	\$ -	\$ -	\$ -	\$ -	\$ 121,471
Street Lights & Traffic Signals	13	\$ 145,027.49	\$ -	\$ -	\$ -	\$ -	\$ -	\$ -	\$ -	\$ -	\$ -	\$ -	\$ -	\$ -	\$ 145,027
Storm Damage	14	\$ -	\$ -	\$ -	\$ -	\$ -	\$ -	\$ -	\$ -	\$ -	\$ -	\$ -	\$ -	\$ -	\$ -
Other Street Purpose Maintenance	15	\$ 307,427.23	\$ -	\$ -	\$ -	\$ -	\$ -	\$ -	\$ -	\$ -	\$ -	\$ -	\$ -	\$ -	\$ 307,427
<b>Total Maintenance<sup>1</sup></b>	16	\$ 511,943.11	\$ -	\$ -	\$ -	\$ -	\$ -	\$ 113,895.12	\$ (2,755.12)	\$ -	\$ -	\$ -	\$ -	\$ -	\$ 623,083
<b>Other</b>	17	\$ -	\$ -	\$ -	\$ -	\$ -	\$ -	\$ -	\$ -	\$ -	\$ -	\$ -	\$ -	\$ -	\$ -
<b>GRAND TOTALS (Sum Lines 1, 10, 16, 17)</b>	18	\$ 511,943	\$ -	\$ 8,640	\$ -	\$ -	\$ -	\$ 113,895	\$ (2,755)	\$ -	\$ -	\$ -	\$ -	\$ -	\$ 631,723
<b>Finance Director Confirmation</b>	19	Any California State Constitution Article XIX streets and road eligible expenditure may be "counted" in local jurisdictions' calculation of MOE if the activity is supported (funded) by a local jurisdictions' discretionary funds (e.g. general fund). The California State Controller also provides useful information on Article XIX and the Streets and Highways Code eligible expenditures in its "Guidelines Relating to Gas Tax Expenditures for Cities and Counties". I have reviewed and am aware of these guidelines and their applicability in calculating and reporting on Maintenance of Effort expenditures.  Finance Director initial: <u>    RH    </u>													

<sup>1</sup> Includes direct charges for staff time  
<sup>2</sup> Other M2 includes A-M, R,S,T,U,V, and W  
 + Transportation related only  
 \* Please provide a specific description

**Legend**

Project	Description
A-M	Freeway Projects
O	Regional Capacity Program (RCP)
P	Regional Traffic Signal Synchronization Program (RTSSP)
Q	Local Fair Share
R	High Frequency Metrolink Service
S	Transit Extensions to Metrolink
T	Convert Metrolink Station(s) to Regional Gateways that connect Orange County with High-Speed Rail Systems
U	Senior Mobility Program or Senior Non-Emergency Medical Program
V	Community Based Transit/Circulators
W	Safe Transit Stops
X	Environmental Cleanup Program (Water Quality)



## M2 Expenditure Report

### Fiscal Year Ended June 30, 2021

I hereby certify that:

- All the information attached herein and included in schedules 1 through 4 is true and accurate to the best of my knowledge;
- The interest earned on Net Revenues allocated pursuant to the Ordinance shall be expended only for those purposes for which the Net Revenues were allocated;
- The City of La Palma is aware of the State Controller's "Guidelines Relating to Gas Tax Expenditures for Cities and Counties", which is a guide for determining MOE Expenditures for M2 Eligibility purposes;
- The City/County's Expenditure Report is in compliance with direction provided in the State Controller's "Guidelines Relating to Gas Tax Expenditures for Cities and Counties;" and
- The City of La Palma has expended in this fiscal year an amount of local discretionary funds for streets and roads purposes at least equal to one of the maintenance of effort requirements below<sup>10</sup>:

A) The City/County met the existing FY 202021 MOE benchmark dollar amount.

B) The City/County met a proportional MOE benchmark amount of FY 202021 General Funds Revenues that is at least equal to the percent listed in column C of Exhibit 2 in the M2 Eligibility Guidelines.

Ryan Hallett Hinton

\_\_\_\_\_  
Director of Finance/Designee (Print Name)

November 2, 2021

\_\_\_\_\_  
Date



\_\_\_\_\_  
Signature

<sup>10</sup>An actual General Fund Revenue excerpt from a jurisdiction's Comprehensive Annual Finance Report (CAFR) must be provided as backup documentation.

**RESOLUTION NO. 2021-34**

**A RESOLUTION OF THE CITY COUNCIL OF THE CITY  
OF LA PALMA CONCERNING THE MEASURE M2 (M2)  
EXPENDITURE REPORT FOR THE CITY OF LA PALMA**

**WHEREAS**, local jurisdictions are required to meet eligibility requirements and submit eligibility verification packages to Orange County Transportation Authority (OCTA) in order to remain eligible to receive M2 funds.

**WHEREAS**, local jurisdictions are required to adopt an annual Expenditure Report as part of one of the eligibility requirements.

**WHEREAS**, local jurisdictions are required to account for Net Revenues, developer/traffic impact fees, and funds expended by local jurisdiction in the Expenditure Report that satisfy the Maintenance of Effort requirements; and

**WHEREAS**, the Expenditure Report shall include all Net Revenue fund balances, interest earned and expenditures identified by type and program or project; and

**WHEREAS**, the Expenditure Report must be adopted and submitted to the OCTA each year within six months of the end of the local jurisdiction's fiscal year to be eligible to receive Net Revenues as part of M2.

**NOW, THEREFORE, BE IT RESOLVED** that the City Council for the City of La Palma does hereby inform OCTA that:

- a) The M2 Expenditure Report is in conformance with the template provided in the Measure M2 Eligibility Guidelines and accounts for Net Revenues including interest earned, expenditures during the fiscal year and balances at the end of fiscal year.
- b) The M2 Expenditure Report is hereby adopted by the City of La Palma.
- c) The City of La Palma Assistant to the City Manager is hereby authorized to sign and submit the M2 Expenditure Report to OCTA for the fiscal year ended June 30, 2021.

**PASSED, APPROVED AND ADOPTED** by the City Council of the City of La Palma at a regular meeting held on the 2nd day of November, 2021.

  
\_\_\_\_\_  
Nitesh P. Patel  
Mayor

ATTEST:

A handwritten signature in blue ink, appearing to read "Kimberly Kenney", written over a horizontal line.

Kimberly Kenney, CMC  
City Clerk



STATE OF CALIFORNIA )  
COUNTY OF ORANGE ) SS.  
CITY OF LA PALMA )

I, KIMBERLY KENNEY, City Clerk of the City of La Palma, California, DO  
HEREBY CERTIFY that the foregoing Resolution was adopted by the City Council of  
said City at a regular meeting of said City Council held on the 2nd day of November,  
2021, and that it was so adopted by called vote as follows:

AYES: Baker, Goodman, Patel, Steggell, and Waldman

NOES: None

  
Kimberly Kenney, CMC  
City Clerk



**Orange County Transportation Authority**

**M2 Fact Sheet**

**City of Laguna Beach**

**Fiscal Year Ended June 30, 2021**

Council Action 12/14/2021

Signed Resolution Yes

Revised Final Report? No

	<u>Actual</u>	<u>Benchmark</u>
<b>MOE Expenditures</b>	\$6,063,343	\$1,806,353

Project	Beginning Balance A	Revenues Claimed B	Expenditures C	Ending Balance D	Verify A+B-C-D
M2 Fairshare	0	444,512	444,512	0	0
M2 Fairshare Interest	0	0	8,594	-8,594	0
M2 CTFP (Project O)	-15,108	0	0	-15,108	0
M2 CTFP (Project O) Interest	0	0	0	0	0
SMP or Senior Non-Emergency Medical	0	34,366	29,160	5,206	0
SMP or Senior Non-Emergency Medical Interest	0	0	0	0	0
Community Based Transit/Circulators	-557,164	1,394,639	0	837,475	0
Community Based Transit/Circulators Interest	0	0	0	0	0
Water Quality Program (Project X)	0	0	0	0	0
Water Quality Program (Project X) Interest	0	0	0	0	0
<b>Grand Total</b>	<b>-572,272</b>	<b>1,873,518</b>	<b>482,266</b>	<b>818,980</b>	<b>0</b>

**M2 Expenditure Report**  
**Fiscal Year Ended June 30, 2021**  
**Beginning and Ending Balances**


Description	Line No.	Amount	Interest
<b>Balances at Beginning of Fiscal Year</b>			
<b>A-M</b> Freeway Projects	1	\$ -	\$ -
<b>O</b> Regional Capacity Program (RCP)	2	\$ (15,108)	\$ -
<b>P</b> Regional Traffic Signal Synchronization Program (RTSSP)	3	\$ -	\$ -
<b>Q</b> Local Fair Share	4	\$ -	\$ -
<b>R</b> High Frequency Metrolink Service	5	\$ -	\$ -
<b>S</b> Transit Extensions to Metrolink	6	\$ -	\$ -
<b>T</b> Convert Metrolink Station(s) to Regional Gateways that connect Orange County with High-Speed Rail Systems	7	\$ -	\$ -
<b>U</b> Senior Mobility Program or Senior Non-Emergency Medical Program	8	\$ -	\$ -
<b>V</b> Community Based Transit/Circulators <sup>1</sup>	9	\$ (1,421,711)	\$ -
<b>W</b> Safe Transit Stops	10	\$ -	\$ -
<b>X</b> Environmental Cleanup Program (Water Quality)	11	\$ -	\$ -
Other*	12	\$ -	\$ -
<b>Balances at Beginning of Fiscal Year</b>	13	\$ (1,436,819)	\$ -
Monies Made Available During Fiscal Year	14	\$ 1,880,235	\$ 8,594
<b>Total Monies Available (Sum Lines 13 &amp; 14)</b>	15	\$ 443,415	\$ 8,594
Expenditures During Fiscal Year	16	\$ 473,672	\$ 8,594
<b>Balances at End of Fiscal Year</b>			
<b>A-M</b> Freeway Projects	17	\$ -	\$ -
<b>O</b> Regional Capacity Program (RCP)	18	\$ (15,108)	\$ -
<b>P</b> Regional Traffic Signal Synchronization Program (RTSSP)	19	\$ -	\$ -
<b>Q</b> Local Fair Share	20	\$ -	\$ -
<b>R</b> High Frequency Metrolink Service	21	\$ -	\$ -
<b>S</b> Transit Extensions to Metrolink	22	\$ -	\$ -
<b>T</b> Convert Metrolink Station(s) to Regional Gateways that connect Orange County with High-Speed Rail Systems	23	\$ -	\$ -
<b>U</b> Senior Mobility Program or Senior Non-Emergency Medical Program	24	\$ 11,924	\$ -
<b>V</b> Community Based Transit/Circulators	25	\$ (27,072)	\$ -
<b>W</b> Safe Transit Stops	26	\$ -	\$ -
<b>X</b> Environmental Cleanup Program (Water Quality)	27	\$ -	\$ -
Other*	28	\$ -	\$ -

<sup>1</sup> The beginning balance for the Community Based Transit/Circulators needs to be adjusted by \$864,547.39 for expenditures that already occurred in prior fiscal years. The reason for the variance is the expenditure amounts used in the M2 Expenditure Report are based on original invoice amounts submitted to OCTA. However, adjustments can be made to the invoices after the M2 Expenditure Report was submitted.

**M2 Expenditure Report**  
**Fiscal Year Ended June 30, 2021**  
**Sources and Uses**

Description	Line No.	Amount	Interest
<b>Revenues:</b>			
<b>A-M</b> Freeway Projects	1	\$ -	\$ -
<b>O</b> Regional Capacity Program (RCP)	2	\$ -	\$ -
<b>P</b> Regional Traffic Signal Synchronization Program (RTSSP)	3	\$ -	\$ -
<b>Q</b> Local Fair Share	4	\$ 444,512	\$ 8,594
<b>R</b> High Frequency Metrolink Service	5	\$ -	\$ -
<b>S</b> Transit Extensions to Metrolink	6	\$ -	\$ -
<b>T</b> Convert Metrolink Station(s) to Regional Gateways that connect Orange County with High-Speed Rail Systems	7	\$ -	\$ -
<b>U</b> Senior Mobility Program or Senior Non-Emergency Medical Program	8	\$ 41,084	\$ -
<b>V</b> Community Based Transit/Circulators	9	\$ 1,394,639	\$ -
<b>W</b> Safe Transit Stops	10	\$ -	\$ -
<b>X</b> Environmental Cleanup Program (Water Quality)	11	\$ -	\$ -
Other*	12	\$ -	\$ -
<b>TOTAL REVENUES (Sum lines 1 to 12)</b>	13	\$ 1,880,235	\$ 8,594
<b>Expenditures:</b>			
<b>A-M</b> Freeway Projects	14	\$ -	\$ -
<b>O</b> Regional Capacity Program (RCP)	15	\$ -	\$ -
<b>P</b> Regional Traffic Signal Synchronization Program (RTSSP)	16	\$ -	\$ -
<b>Q</b> Local Fair Share	17	\$ 444,512	\$ 8,594
<b>R</b> High Frequency Metrolink Service	18	\$ -	\$ -
<b>S</b> Transit Extensions to Metrolink	19	\$ -	\$ -
<b>T</b> Convert Metrolink Station(s) to Regional Gateways that connect Orange County with High-Speed Rail Systems	20	\$ -	\$ -
<b>U</b> Senior Mobility Program or Senior Non-Emergency Medical Program	21	\$ 29,160	\$ -
<b>V</b> Community Based Transit/Circulators	22	\$ -	\$ -
<b>W</b> Safe Transit Stops	23	\$ -	\$ -
<b>X</b> Environmental Cleanup Program (Water Quality)	24	\$ -	\$ -
Other*	25	\$ -	\$ -
<b>TOTAL EXPENDITURES (Sum lines 14 to 25)</b>	26	\$ 473,672	\$ 8,594
<b>TOTAL BALANCE (Subtract line 26 from 13)</b>	27	\$ 1,406,563	\$ -

**M2 Expenditure Report**  
**Fiscal Year Ended June 30, 2021**  
**Streets and Roads Detailed Use of Funds**

Type of Expenditure	Line No.	MOE	Developer / Impact Fees <sup>2</sup>	O	O Interest	P	P Interest	Q	Q Interest	X	X Interest	Other M2 <sup>2</sup>	Other M2 Interest	Other*	TOTAL
<b>Indirect and/or Overhead</b>	1	\$ 327,166	\$ -	\$ -	\$ -	\$ -	\$ -	\$ -	\$ -	\$ -	\$ -	\$ -	\$ -	\$ -	\$ 327,166
<b>Construction &amp; Right-of-Way</b>															
New Street Construction	2	\$ 494,074	\$ -	\$ -	\$ -	\$ -	\$ -	\$ -	\$ -	\$ -	\$ -	\$ -	\$ -	\$ -	\$ 494,074
Street Reconstruction	3	\$ -	\$ -	\$ -	\$ -	\$ -	\$ -	\$ -	\$ -	\$ -	\$ -	\$ -	\$ -	\$ -	\$ -
Signals, Safety Devices, & Street Lights	4	\$ 338,469	\$ -	\$ -	\$ -	\$ -	\$ -	\$ -	\$ -	\$ -	\$ -	\$ -	\$ -	\$ -	\$ 338,469
Pedestrian Ways & Bikepaths	5	\$ 354,294	\$ -	\$ -	\$ -	\$ -	\$ -	\$ -	\$ -	\$ -	\$ -	\$ -	\$ -	\$ -	\$ 354,294
Storm Drains	6	\$ 421,591	\$ -	\$ -	\$ -	\$ -	\$ -	\$ -	\$ -	\$ -	\$ -	\$ -	\$ -	\$ -	\$ 421,591
Storm Damage	7	\$ -	\$ -	\$ -	\$ -	\$ -	\$ -	\$ -	\$ -	\$ -	\$ -	\$ -	\$ -	\$ -	\$ -
<b>Total Construction<sup>1</sup></b>	8	\$ 1,608,427	\$ -	\$ -	\$ -	\$ -	\$ -	\$ -	\$ -	\$ -	\$ -	\$ -	\$ -	\$ -	\$ 1,608,427
Right of Way Acquisition	9	\$ -	\$ -	\$ -	\$ -	\$ -	\$ -	\$ -	\$ -	\$ -	\$ -	\$ -	\$ -	\$ -	\$ -
<b>Total Construction &amp; Right-of-Way</b>	10	\$ 1,608,427	\$ -	\$ -	\$ -	\$ -	\$ -	\$ -	\$ -	\$ -	\$ -	\$ -	\$ -	\$ -	\$ 1,608,427
<b>Maintenance</b>															
Patching	11	\$ 1,080,169	\$ -	\$ -	\$ -	\$ -	\$ -	\$ -	\$ -	\$ -	\$ -	\$ -	\$ -	\$ -	\$ 1,080,169
Overlay & Sealing	12	\$ 850,057	\$ -	\$ -	\$ -	\$ -	\$ -	\$ 444,512	\$ 8,594	\$ -	\$ -	\$ -	\$ -	\$ -	\$ 1,303,163
Street Lights & Traffic Signals	13	\$ 11,930	\$ -	\$ -	\$ -	\$ -	\$ -	\$ -	\$ -	\$ -	\$ -	\$ -	\$ -	\$ -	\$ 11,930
Storm Damage	14	\$ -	\$ -	\$ -	\$ -	\$ -	\$ -	\$ -	\$ -	\$ -	\$ -	\$ -	\$ -	\$ -	\$ -
Other Street Purpose Maintenance	15	\$ 2,185,593	\$ -	\$ -	\$ -	\$ -	\$ -	\$ -	\$ -	\$ -	\$ -	\$ -	\$ -	\$ -	\$ 2,185,593
<b>Total Maintenance<sup>1</sup></b>	16	\$ 4,127,749	\$ -	\$ -	\$ -	\$ -	\$ -	\$ 444,512	\$ 8,594	\$ -	\$ -	\$ -	\$ -	\$ -	\$ 4,580,855
<b>Other</b>	17	\$ -	\$ -	\$ -	\$ -	\$ -	\$ -	\$ -	\$ -	\$ -	\$ -	\$ -	\$ -	\$ -	\$ -
<b>GRAND TOTALS (Sum Lines 1, 10, 16, 17)</b>	18	\$ 6,063,343	\$ -	\$ -	\$ -	\$ -	\$ -	\$ 444,512	\$ 8,594	\$ -	\$ -	\$ -	\$ -	\$ -	\$ 6,516,448
<b>Finance Director Confirmation</b>	19	Any California State Constitution Article XIX streets and road eligible expenditure may be "counted" in local jurisdictions' calculation of MOE if the activity is supported (funded) by a local jurisdictions' discretionary funds (e.g. general fund). The California State Controller also provides useful information on Article XIX and the Streets and Highways Code eligible expenditures in its "Guidelines Relating to Gas Tax Expenditures for Cities and Counties". I have reviewed and am aware of these guidelines and their applicability in calculating and reporting on Maintenance of Effort expenditures.  Finance Director initial: 													

<sup>1</sup> Includes direct charges for staff time  
<sup>2</sup> Other M2 includes A-M, R, S, T, U, V, and W  
 + Transportation related only  
 \* Please provide a specific description

**Legend**

Project	Description
A-M	Freeway Projects
O	Regional Capacity Program (RCP)
P	Regional Traffic Signal Synchronization Program (RTSSP)
Q	Local Fair Share
R	High Frequency Metrolink Service
S	Transit Extensions to Metrolink
T	Convert Metrolink Station(s) to Regional Gateways that connect Orange County with High-Speed Rail Systems
U	Senior Mobility Program or Senior Non-Emergency Medical Program
V	Community Based Transit/Circulators
W	Safe Transit Stops
X	Environmental Cleanup Program (Water Quality)



**M2 Expenditure Report  
Fiscal Year Ended June 30, 2021**

I hereby certify that:

- All the information attached herein and included in schedules 1 through 4 is true and accurate to the best of my knowledge;
- The interest earned on Net Revenues allocated pursuant to the Ordinance shall be expended only for those purposes for which the Net Revenues were allocated;
- The City of Laguna Beach is aware of the State Controller’s “Guidelines Relating to Gas Tax Expenditures for Cities and Counties”, which is a guide for determining MOE Expenditures for M2 Eligibility purposes;
- The City’s Expenditure Report is in compliance with direction provided in the State Controller’s “Guidelines Relating to Gas Tax Expenditures for Cities and Counties;” and
- The City of Laguna Beach has expended in this fiscal year an amount of local discretionary funds for streets and roads purposes at least equal to one of the maintenance of effort requirements below<sup>10</sup>:

- A) The City met the existing FY 2020-21 MOE benchmark dollar amount.
- B) The City met a proportional MOE benchmark amount of FY 2020-21 General Funds Revenues that is at least equal to the percent listed in column C of Exhibit 2 in the M2 Eligibility Guidelines.

Gavin Curran  
\_\_\_\_\_  
Director of Finance (Print Name)

12/28/21  
\_\_\_\_\_  
Date

  
\_\_\_\_\_  
Signature

<sup>10</sup> An actual General Fund Revenue excerpt from a jurisdiction’s Comprehensive Annual Finance Report (CAFR) must be provided as backup documentation.

1  
2  
3  
4  
5  
6  
7  
8  
9  
10  
11  
12  
13  
14  
15  
16  
17  
18  
19  
20  
21  
22  
23  
24  
25  
26  
27  
28

**RESOLUTION NO. 21.101**

**A RESOLUTION OF THE CITY COUNCIL OF THE CITY OF LAGUNA BEACH, CALIFORNIA, CONCERNING THE MEASURE M2 EXPENDITURE REPORT FOR THE CITY OF LAGUNA BEACH**

WHEREAS, local jurisdictions are required to meet eligibility requirements and submit eligibility verification packages to Orange County Transportation Authority (OCTA) in order to remain eligible to receive M2 funds.

WHEREAS, local jurisdictions are required to adopt an annual Expenditure Report as part of one of the eligibility requirements.

WHEREAS, local jurisdictions are required to account for Net Revenues, developer/traffic impact fees, and funds expended by local jurisdiction in the Expenditure Report that satisfy the Maintenance of Effort requirements; and


WHEREAS, the Expenditure Report shall include all Net Revenue fund balances, interest earned and expenditures identified by type and program or project; and

WHEREAS, the Expenditure Report must be adopted and submitted to the OCTA each year within six months of the end of the local jurisdiction's fiscal year to be eligible to receive Net Revenues as part of M2.

NOW, THEREFORE, THE CITY COUNCIL OF THE CITY OF LAGUNA BEACH does RESOLVE AND ORDER as follows:

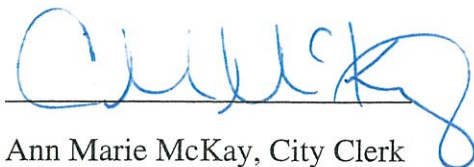
- a) The M2 Expenditure Report is in conformance with the template provided in the Measure M2 Eligibility Guidelines and accounts for Net Revenues including interest earned, expenditures during the fiscal year and balances at the end of fiscal year.
- b) The M2 Expenditure Report is hereby adopted by the City of Laguna Beach.
- c) The City of Laguna Beach Director of Administrative Services is hereby authorized to sign and submit the M2 Expenditure Report to OCTA for the fiscal year ending June 30, 2021.

ADOPTED this 14<sup>th</sup> day of December 2021.



Sue Kempf, Mayor

ATTEST:



Ann Marie McKay, City Clerk



1  
2  
3  
4  
5  
6  
7  
8  
9  
10  
11  
12  
13  
14  
15  
16  
17  
18  
19  
20  
21  
22  
23  
24  
25  
26  
27  
28

I, ANN MARIE MCKAY, City Clerk of the City of Laguna Beach, California do hereby certify that the foregoing Resolution No. 21.101 was duly adopted at a Regular Meeting of the City Council of said City on December 14, 2021, by the following vote:

AYES: COUNCILMEMBERS: Blake, Iseman, Weiss, Whalen, Kempf

NOES: COUNCILMEMBERS: None

ABSENT: COUNCILMEMBERS: None

  
Ann Marie McKay, City Clerk



**Orange County Transportation Authority**

**M2 Fact Sheet**

**City of Laguna Hills**

**Fiscal Year Ended June 30, 2021**

Council Action 12/14/2021

Signed Resolution Yes

Revised Final Report? No

	<u>Actual</u>	<u>Benchmark</u>
<b>MOE Expenditures</b>	\$1,496,608	\$331,579

Project	Beginning Balance A	Revenues Claimed B	Expenditures C	Ending Balance D	Verify A+B-C-D
M2 Fairshare	0	599,270	599,270	0	0
M2 Fairshare Interest	0	73	73	0	0
SMP or Senior Non-Emergency Medical	88,348	38,344	13,381	113,311	0
SMP or Senior Non-Emergency Medical Interest	0	27	27	0	0
Water Quality Program (Project X)	0	193,767	193,767	0	0
Water Quality Program (Project X) Interest	0	0	0	0	0
Other	14,990	0	14,825	165	0
Other Interest	0	0	0	0	0
<b>Grand Total</b>	<b>103,338</b>	<b>831,481</b>	<b>821,343</b>	<b>113,477</b>	<b>0</b>

**M2 Expenditure Report**  
**Fiscal Year Ended June 30, 2021**  
**Beginning and Ending Balances**

Description	Line No.	Amount	Interest
<b>Balances at Beginning of Fiscal Year</b>			
<b>A-M</b> Freeway Environmental Mitigation	1	\$ -	\$ -
<b>O</b> Regional Capacity Program (RCP)	2	\$ -	\$ -
<b>P</b> Regional Traffic Signal Synchronization Program (RTSSP)	3	\$ -	\$ -
<b>Q</b> Local Fair Share	4	\$ -	\$ -
<b>R</b> High Frequency Metrolink Service	5	\$ -	\$ -
<b>S</b> Transit Extensions to Metrolink	6	\$ -	\$ -
<b>T</b> Convert Metrolink Station(s) to Regional Gateways that connect Orange County with High-Speed Rail Systems	7	\$ -	\$ -
<b>U</b> Senior Mobility Program or Senior Non-Emergency Medical Program	8	\$ 88,349	\$ -
<b>V</b> Community Based Transit/Circulators	9	\$ -	\$ -
<b>W</b> Safe Transit Stops	10	\$ -	\$ -
<b>X</b> Environmental Cleanup Program (Water Quality)	11	\$ -	\$ -
Other*	12	\$ 14,990	\$ -
<b>Balances at Beginning of Fiscal Year</b>	13	\$ 103,339	\$ -
Monies Made Available During Fiscal Year	14	\$ 831,381	\$ 100
<b>Total Monies Available (Sum Lines 13 &amp; 14)</b>	15	\$ 934,720	\$ 100
Expenditures During Fiscal Year	16	\$ 821,244	\$ 100
<b>Balances at End of Fiscal Year</b>			
<b>A-M</b> Freeway Environmental Mitigation	17	\$ -	\$ -
<b>O</b> Regional Capacity Program (RCP)	18	\$ -	\$ -
<b>P</b> Regional Traffic Signal Synchronization Program (RTSSP)	19	\$ -	\$ -
<b>Q</b> Local Fair Share	20	\$ -	\$ -
<b>R</b> High Frequency Metrolink Service	21	\$ -	\$ -
<b>S</b> Transit Extensions to Metrolink	22	\$ -	\$ -
<b>T</b> Convert Metrolink Station(s) to Regional Gateways that connect Orange County with High-Speed Rail Systems	23	\$ -	\$ -
<b>U</b> Senior Mobility Program or Senior Non-Emergency Medical Program	24	\$ 113,312	\$ -
<b>V</b> Community Based Transit/Circulators	25	\$ -	\$ -
<b>W</b> Safe Transit Stops	26	\$ -	\$ -
<b>X</b> Environmental Cleanup Program (Water Quality)	27	\$ -	\$ -
Other*	28	\$ 165	\$ -

\* Orange County TDA Backfill


**M2 Expenditure Report**  
**Fiscal Year Ended June 30, 2021**  
**Sources and Uses**

Description	Line No.	Amount	Interest
<b>Revenues:</b>			
<b>A-M</b> Freeway Projects	1	\$ -	\$ -
<b>O</b> Regional Capacity Program (RCP)	2	\$ -	\$ -
<b>P</b> Regional Traffic Signal Synchronization Program (RTSSP)	3	\$ -	\$ -
<b>Q</b> Local Fair Share	4	\$ 599,270	\$ 73
<b>R</b> High Frequency Metrolink Service	5	\$ -	\$ -
<b>S</b> Transit Extensions to Metrolink	6	\$ -	\$ -
<b>T</b> Convert Metrolink Station(s) to Regional Gateways that connect Orange County with High-Speed Rail Systems	7	\$ -	\$ -
<b>U</b> Senior Mobility Program or Senior Non-Emergency Medical Program	8	\$ 38,344	\$ 27
<b>V</b> Community Based Transit/Circulators	9	\$ -	\$ -
<b>W</b> Safe Transit Stops	10	\$ -	\$ -
<b>X</b> Environmental Cleanup Program (Water Quality)	11	\$ 193,767	\$ -
Other*	12	\$ -	\$ -
<b>TOTAL REVENUES (Sum lines 1 to 12)</b>	13	\$ 831,381	\$ 100
<b>Expenditures:</b>			
<b>A-M</b> Freeway Projects	14	\$ -	\$ -
<b>O</b> Regional Capacity Program (RCP)	15	\$ -	\$ -
<b>P</b> Regional Traffic Signal Synchronization Program (RTSSP)	16	\$ -	\$ -
<b>Q</b> Local Fair Share	17	\$ 599,270	\$ 73
<b>R</b> High Frequency Metrolink Service	18	\$ -	\$ -
<b>S</b> Transit Extensions to Metrolink	19	\$ -	\$ -
<b>T</b> Convert Metrolink Station(s) to Regional Gateways that connect Orange County with High-Speed Rail Systems	20	\$ -	\$ -
<b>U</b> Senior Mobility Program or Senior Non-Emergency Medical Program	21	\$ 13,381	\$ 27
<b>V</b> Community Based Transit/Circulators	22	\$ -	\$ -
<b>W</b> Safe Transit Stops	23	\$ -	\$ -
<b>X</b> Environmental Cleanup Program (Water Quality) **	24	\$ 193,767	\$ -
Other*	25	\$ 14,825	\$ -
<b>TOTAL EXPENDITURES (Sum lines 14 to 25)</b>	26	\$ 821,244	\$ 100
<b>TOTAL BALANCE (Subtract line 26 from 13)</b>	27	\$ 10,137	\$ -

\* Gas Tax & SB1 RMRA & Grants and Contrib

\*\* Water Quality Program-Project X. Payment for Inv CLH00429 to be issued by OCTA. Revenue accrued to FY 20/21

**M2 Expenditure Report**  
**Fiscal Year Ended June 30, 2021**  
**Streets and Roads Detailed Use of Funds**

Type of Expenditure	Line No.	MOE <sup>2</sup>	+Developer / Impact Fees	O	O Interest	P	P Interest	Q	Q Interest	X	X Interest	Other M2 <sup>3</sup>	Other M2 Interest	Other*	TOTAL
<b>Indirect and/or Overhead<sup>1</sup></b>	1	\$ 184,593	\$ -	\$ -	\$ -	\$ -	\$ -	\$ -	\$ -	\$ -	\$ -	\$ 1,524	\$ -	\$ -	\$ 186,117
<b>Construction &amp; Right-of-Way</b>															
New Street Construction	2	\$ -	\$ -	\$ -	\$ -	\$ -	\$ -	\$ -	\$ -	\$ -	\$ -	\$ -	\$ -	\$ -	\$ -
Street Reconstruction	3	\$ -	\$ -	\$ -	\$ -	\$ -	\$ -	\$ -	\$ -	\$ -	\$ -	\$ -	\$ -	\$ -	\$ -
Signals, Safety Devices, & Street Lights (CIP 168)	4	\$ 31,313	\$ -	\$ -	\$ -	\$ -	\$ -	\$ -	\$ -	\$ -	\$ -	\$ -	\$ -	\$ -	\$ 31,313
Pedestrian Ways & Bikepaths	5	\$ -	\$ -	\$ -	\$ -	\$ -	\$ -	\$ -	\$ -	\$ -	\$ -	\$ -	\$ -	\$ -	\$ -
Storm Drains (CIP 410 + CIP 412)	6	\$ 209,138	\$ -	\$ -	\$ -	\$ -	\$ -	\$ -	\$ -	\$ 193,767	\$ -	\$ -	\$ -	\$ -	\$ 402,905
Storm Damage	7	\$ -	\$ -	\$ -	\$ -	\$ -	\$ -	\$ -	\$ -	\$ -	\$ -	\$ -	\$ -	\$ -	\$ -
<b>Total Construction</b>	8	\$ 240,450	\$ -	\$ -	\$ -	\$ -	\$ -	\$ -	\$ -	\$ 193,767	\$ -	\$ -	\$ -	\$ -	\$ 434,217
Right of Way Acquisition	9	\$ -	\$ -	\$ -	\$ -	\$ -	\$ -	\$ -	\$ -	\$ -	\$ -	\$ -	\$ -	\$ -	\$ -
<b>Total Construction &amp; Right-of-Way</b>	10	\$ 240,450	\$ -	\$ -	\$ -	\$ -	\$ -	\$ -	\$ -	\$ 193,767	\$ -	\$ -	\$ -	\$ -	\$ 434,217
<b>Maintenance</b>															
Patching	11	\$ -	\$ -	\$ -	\$ -	\$ -	\$ -	\$ -	\$ -	\$ -	\$ -	\$ -	\$ -	\$ -	\$ -
Overlay & Sealing	12	\$ -	\$ -	\$ -	\$ -	\$ -	\$ -	\$ -	\$ -	\$ -	\$ -	\$ -	\$ -	\$ -	\$ -
Street Lights & Traffic Signals	13	\$ 666,545	\$ -	\$ -	\$ -	\$ -	\$ -	\$ -	\$ -	\$ -	\$ -	\$ -	\$ -	\$ -	\$ 666,545
Storm Damage	14	\$ -	\$ -	\$ -	\$ -	\$ -	\$ -	\$ -	\$ -	\$ -	\$ -	\$ -	\$ -	\$ -	\$ -
Other Street Purpose Maintenance	15	\$ 133,202	\$ -	\$ -	\$ -	\$ -	\$ -	\$ 599,270	\$ 73	\$ -	\$ -	\$ -	\$ -	\$ 14,825	\$ 747,370
<b>Total Maintenance<sup>1</sup></b>	16	\$ 799,747	\$ -	\$ -	\$ -	\$ -	\$ -	\$ 599,270	\$ 73	\$ -	\$ -	\$ -	\$ -	\$ 14,825	\$ 1,413,915
<b>Other</b>	17	\$ 271,817	\$ -	\$ -	\$ -	\$ -	\$ -	\$ -	\$ -	\$ -	\$ -	\$ 11,857	\$ 27.27	\$ -	\$ 283,702
<b>GRAND TOTALS (Sum Lines 1, 10, 16, 17)</b>	18	\$ 1,496,608	\$ -	\$ -	\$ -	\$ -	\$ -	\$ 599,270	\$ 73	\$ 193,767	\$ -	\$ 13,381	\$ 27	\$ 14,825	\$ 2,317,952
<b>Finance Director Confirmation</b>	19	Any California State Constitution Article XIX streets and road eligible expenditure may be "counted" in local jurisdictions' calculation of MOE if the activity is supported (funded) by a local jurisdictions' discretionary funds (e.g. general fund). The California State Controller also provides useful information on Article XIX and the Streets and Highways Code eligible expenditures in its "Guidelines Relating to Gas Tax Expenditures for Cities and Counties". I have reviewed and am aware of these guidelines and their applicability in calculating and reporting on Maintenance of Effort expenditures. Finance Director initial: 													

<sup>1</sup> Includes direct charges for staff time

<sup>2</sup> Local funds used to satisfy maintenance of effort (MOE) requirements

<sup>3</sup> Other M2 includes A-M, R,S,T,U,V, and W

+ Transportation related only

\* Gas Tax& SB1 RMRA & Grants and Contrib

MOE Expenditures 1,496,608  
 \$ (0.20)

\$ 13,409 OCTA M2 expenditures  
 \$ 193,767 Expenditures on YE Transfer Schedule  
 \$ 599,343 Fair share M2 Expenditures  
 \$ 793,110

**Legend**

Project	Description
A-M	Freeway Projects
O	Regional Capacity Program (RCP)
P	Regional Traffic Signal Synchronization Program (RTSSP)
Q	Local Fair Share
R	High Frequency Metrolink Service
S	Transit Extensions to Metrolink
T	Convert Metrolink Station(s) to Regional Gateways that connect Orange County with High-Speed Rail Systems
U	Senior Mobility Program or Senior Non-Emergency Medical Program
V	Community Based Transit/Circulators
W	Safe Transit Stops
X	Environmental Cleanup Program (Water Quality)



**M2 Expenditure Report  
Fiscal Year Ended June 30, 2021**

I hereby certify that:

All the information attached herein and included in schedules 1 through 4 is true and accurate to the best of my knowledge;

The interest earned on Net Revenues allocated pursuant to the Ordinance shall be expended only for those purposes for which the Net Revenues were allocated;

The City of Laguna Hills is aware of the State Controller’s “Guidelines Relating to Gas Tax Expenditures for Cities and Counties”, which is a guide for determining MOE Expenditures for M2 Eligibility purposes;

The City/County’s Expenditure Report is in compliance with direction provided in the State Controller’s “Guidelines Relating to Gas Tax Expenditures for Cities and Counties;” and

The City of Laguna Hills has expended in this fiscal year an amount of local discretionary funds for streets and roads purposes at least equal to one of the maintenance of effort requirements below<sup>10</sup>:

A) The City/County met the existing FY 2020-21 MOE benchmark dollar amount.

B) The City/County met a proportional MOE benchmark amount of FY 2020-21 General Funds Revenues that is at least equal to the percent listed in column C of Exhibit 2 in the M2 Eligibility Guidelines.

  
\_\_\_\_\_  
Signature  
Janice Mateo-Reyes  
Director of Finance

11/24/2021  
\_\_\_\_\_  
Date

<sup>10</sup> An actual General Fund Revenue excerpt from a jurisdiction’s Comprehensive Annual Finance Report (CAFR) must be provided as backup documentation.

# CITY OF LAGUNA HILLS



## CERTIFICATION

STATE OF CALIFORNIA     )  
COUNTY OF ORANGE     ) ss.  
CITY OF LAGUNA HILLS    )

I, MELISSA AU-YEUNG, City Clerk of the City of Laguna Hills, California, DO HEREBY CERTIFY that the attached is a true and correct copy of Resolution No. 2021-12-14-3, adopted by the City Council of the City of Laguna Hills, California, at a regular meeting thereof held on the 14<sup>th</sup> day of December 2021.

(SEAL)

  
\_\_\_\_\_  
MELISSA AU-YEUNG, City Clerk  
Laguna Hills, California

DATED: This 15<sup>th</sup> day of December 2021.



RESOLUTION NO. 2021-12-14-3

A RESOLUTION OF THE CITY COUNCIL OF THE CITY OF LAGUNA HILLS, CALIFORNIA, CONCERNING THE MEASURE M2 (M2) EXPENDITURE REPORT FOR THE CITY OF LAGUNA HILLS FOR FISCAL YEAR ENDING JUNE 30, 2021

The City Council of the City of Laguna Hills, California, hereby finds, determines, declares, and resolves as follows:

WHEREAS, local jurisdictions are required to meet eligibility requirements and submit eligibility verification packages to the Orange County Transportation Authority (OCTA) in order to remain eligible to receive M2 funds; and

WHEREAS, local jurisdictions are required to adopt an annual M2 Expenditure Report as part of one of the eligibility requirements; and

WHEREAS, local jurisdictions are required to account for Net Revenues, developer/traffic impact fees, and funds expended by local jurisdiction in the M2 Expenditure Report that satisfy the Maintenance of Effort requirements; and


WHEREAS, the M2 Expenditure Report shall include all Net Revenue fund balances, interest earned and expenditures identified by type and program or project; and

WHEREAS, the M2 Expenditure Report must be adopted and submitted to the OCTA each year within six months of the end of the local jurisdiction's fiscal year to be eligible to receive Net Revenues as part of M2.


NOW, THEREFORE, BE IT RESOLVED THAT THE CITY COUNCIL OF THE CITY OF LAGUNA HILLS, CALIFORNIA, DOES HEREBY INFORM OCTA THAT:

- A. The M2 Expenditure Report is in conformance with the template provided in the Measure M2 Eligibility Guidelines and accounts for Net Revenues including interest earned, expenditures during the fiscal year, and balances at the end of fiscal year.
- B. The M2 Expenditure Report is hereby adopted by the City of Laguna Hills.
- C. The City of Laguna Hills Finance Director is hereby authorized to sign and submit the M2 Expenditure Report to OCTA for the fiscal year ending June 30, 2021.

PASSED, APPROVED, AND ADOPTED THIS 14<sup>th</sup> day of December, 2021.

  
\_\_\_\_\_  
DAVE WHEELER, MAYOR

ATTEST:

  
\_\_\_\_\_  
MELISSA AU-YEUNG, CITY CLERK

STATE OF CALIFORNIA )  
COUNTY OF ORANGE ) ss  
CITY OF LAGUNA HILLS )

I, Melissa Au-Yeung, City Clerk of the City of Laguna Hills, California, DO HEREBY CERTIFY that the foregoing is a true and correct copy of Resolution No. 2021-12-14-3 adopted by the City Council of the City of Laguna Hills, California, at a Regular Meeting thereof held on the 14<sup>th</sup> day of December 2021, by the following vote:

AYES: Council Members Caskey, Pezold, Sedgwick, Mayor Pro Tempore Heft, and Mayor Wheeler

NOES: None

ABSENT: None

ABSTAIN: None

(SEAL)

  
\_\_\_\_\_  
MELISSA AU-YEUNG, CITY CLERK



# Orange County Transportation Authority

## M2 Fact Sheet

City of Laguna Niguel

Fiscal Year Ended June 30, 2021

Council Action 11/16/2021

Signed Resolution Yes

Revised Final Report? No

	<u>Actual</u>	<u>Benchmark</u>
<b>MOE Expenditures</b>	\$1,619,289	\$908,566

Project	Beginning Balance A	Revenues Claimed B	Expenditures C	Ending Balance D	Verify A+B-C-D
M2 Fairshare	2,405,569	1,173,458	871,796	2,707,232	0
M2 Fairshare Interest	0	598	598	0	0
M2 CTFP (Project O)	0	0	174,661	-174,661	0
M2 CTFP (Project O) Interest	0	0	0	0	0
SMP or Senior Non-Emergency Medical	216,803	80,690	62	297,431	0
SMP or Senior Non-Emergency Medical Interest	0	428	428	0	0
Water Quality Program (Project X)	-50,001	50,000	0	-1	0
Water Quality Program (Project X) Interest	0	0	0	0	0
<b>Grand Total</b>	<b>2,572,371</b>	<b>1,305,174</b>	<b>1,047,545</b>	<b>2,830,000</b>	<b>0</b>

**M2 Expenditure Report**  
**Fiscal Year Ended June 30, 2021**  
**Beginning and Ending Balances**

Description	Line No.	Amount	Interest
<b>Balances at Beginning of Fiscal Year</b>			
<b>A-M</b> Freeway Projects	1	\$ -	\$ -
<b>O</b> Regional Capacity Program (RCP)	2	\$ -	\$ -
<b>P</b> Regional Traffic Signal Synchronization Program (RTSSP)	3	\$ -	\$ -
<b>Q</b> Local Fair Share	4	\$ 2,405,569	\$ -
<b>R</b> High Frequency Metrolink Service	5	\$ -	\$ -
<b>S</b> Transit Extensions to Metrolink	6	\$ -	\$ -
<b>T</b> Convert Metrolink Station(s) to Regional Gateways that connect Orange County with High-Speed Rail Systems	7	\$ -	\$ -
<b>U</b> Senior Mobility Program or Senior Non-Emergency Medical Program	8	\$ 216,803	\$ -
<b>V</b> Community Based Transit/Circulators	9	\$ -	\$ -
<b>W</b> Safe Transit Stops	10	\$ -	\$ -
<b>X</b> Environmental Cleanup Program (Water Quality)	11	\$ (50,000)	\$ -
Other*	12	\$ -	\$ -
<b>Balances at Beginning of Fiscal Year</b>	13	\$ 2,572,372	\$ -
Monies Made Available During Fiscal Year	14	\$ 1,304,148	\$ 1,026
<b>Total Monies Available (Sum Lines 13 &amp; 14)</b>	15	\$ 3,876,520	\$ 1,026
Expenditures During Fiscal Year	16	\$ 1,046,519	\$ 1,026
<b>Balances at End of Fiscal Year</b>			
<b>A-M</b> Freeway Projects	17	\$ -	\$ -
<b>O</b> Regional Capacity Program (RCP)	18	\$ (174,661)	\$ -
<b>P</b> Regional Traffic Signal Synchronization Program (RTSSP)	19	\$ -	\$ -
<b>Q</b> Local Fair Share	20	\$ 2,707,231	\$ -
<b>R</b> High Frequency Metrolink Service	21	\$ -	\$ -
<b>S</b> Transit Extensions to Metrolink	22	\$ -	\$ -
<b>T</b> Convert Metrolink Station(s) to Regional Gateways that connect Orange County with High-Speed Rail Systems	23	\$ -	\$ -
<b>U</b> Senior Mobility Program or Senior Non-Emergency Medical Program	24	\$ 297,431	\$ -
<b>V</b> Community Based Transit/Circulators	25	\$ -	\$ -
<b>W</b> Safe Transit Stops	26	\$ -	\$ -
<b>X</b> Environmental Cleanup Program (Water Quality)	27	\$ -	\$ -
Other*	28	\$ -	\$ -

\* Please provide a specific description

**M2 Expenditure Report**  
**Fiscal Year Ended June 30, 2021**  
**Sources and Uses**

Description	Line No.	Amount	Interest
<b>Revenues:</b>			
<b>A-M</b> Freeway Projects	1	\$ -	\$ -
<b>O</b> Regional Capacity Program (RCP)	2	\$ -	\$ -
<b>P</b> Regional Traffic Signal Synchronization Program (RTSSP)	3	\$ -	\$ -
<b>Q</b> Local Fair Share	4	\$ 1,173,458	\$ 598
<b>R</b> High Frequency Metrolink Service	5	\$ -	\$ -
<b>S</b> Transit Extensions to Metrolink	6	\$ -	\$ -
<b>T</b> Convert Metrolink Station(s) to Regional Gateways that connect Orange County with High-Speed Rail Systems	7	\$ -	\$ -
<b>U</b> Senior Mobility Program or Senior Non-Emergency Medical Program	8	\$ 80,690	\$ 428
<b>V</b> Community Based Transit/Circulators	9	\$ -	\$ -
<b>W</b> Safe Transit Stops	10	\$ -	\$ -
<b>X</b> Environmental Cleanup Program (Water Quality)	11	\$ 50,000	\$ -
Other*	12	\$ -	\$ -
<b>TOTAL REVENUES (Sum lines 1 to 12)</b>	13	\$ 1,304,148	\$ 1,026
<b>Expenditures:</b>			
<b>A-M</b> Freeway Projects	14	\$ -	\$ -
<b>O</b> Regional Capacity Program (RCP)	15	\$ 174,661	\$ -
<b>P</b> Regional Traffic Signal Synchronization Program (RTSSP)	16	\$ -	\$ -
<b>Q</b> Local Fair Share	17	\$ 871,796	\$ 598
<b>R</b> High Frequency Metrolink Service	18	\$ -	\$ -
<b>S</b> Transit Extensions to Metrolink	19	\$ -	\$ -
<b>T</b> Convert Metrolink Station(s) to Regional Gateways that connect Orange County with High-Speed Rail Systems	20	\$ -	\$ -
<b>U</b> Senior Mobility Program or Senior Non-Emergency Medical Program	21	\$ 62	\$ 428
<b>V</b> Community Based Transit/Circulators	22	\$ -	\$ -
<b>W</b> Safe Transit Stops	23	\$ -	\$ -
<b>X</b> Environmental Cleanup Program (Water Quality)	24	\$ -	\$ -
Other*	25	\$ -	\$ -
<b>TOTAL EXPENDITURES (Sum lines 14 to 25)</b>	26	\$ 1,046,519	\$ 1,026
<b>TOTAL BALANCE (Subtract line 26 from 13)</b>	27	\$ 257,629	\$ -

\* Please provide a specific description

**M2 Expenditure Report**  
**Fiscal Year Ended June 30, 2021**  
**Streets and Roads Detailed Use of Funds**

Type of Expenditure	Line No.	MOE	Developer / Impact Fees <sup>+</sup>	O	O Interest	P	P Interest	Q	Q Interest	X	X Interest	Other M2 <sup>2</sup>	Other M2 Interest	Other*	TOTAL
<b>Indirect and/or Overhead</b>	1	\$ -	\$ -	\$ -	\$ -	\$ -	\$ -	\$ -	\$ -	\$ -	\$ -	\$ -	\$ -	\$ -	\$ -
<b>Construction &amp; Right-of-Way</b>															
New Street Construction	2	\$ -	\$ -	\$ -	\$ -	\$ -	\$ -	\$ -	\$ -	\$ -	\$ -	\$ -	\$ -	\$ -	\$ -
Street Reconstruction	3	\$ -	\$ -	\$ 174,661	\$ -	\$ -	\$ -	\$ 627,243	\$ 598	\$ -	\$ -	\$ -	\$ -	\$ -	\$ 802,502
Signals, Safety Devices, & Street Lights	4	\$ -	\$ -	\$ -	\$ -	\$ -	\$ -	\$ -	\$ -	\$ -	\$ -	\$ -	\$ -	\$ -	\$ -
Pedestrian Ways & Bikepaths	5	\$ -	\$ -	\$ -	\$ -	\$ -	\$ -	\$ -	\$ -	\$ -	\$ -	\$ -	\$ -	\$ -	\$ -
Storm Drains	6	\$ -	\$ -	\$ -	\$ -	\$ -	\$ -	\$ 244,553	\$ -	\$ -	\$ -	\$ -	\$ -	\$ -	\$ 244,553
Storm Damage	7	\$ -	\$ -	\$ -	\$ -	\$ -	\$ -	\$ -	\$ -	\$ -	\$ -	\$ -	\$ -	\$ -	\$ -
<b>Total Construction<sup>1</sup></b>	8	\$ -	\$ -	\$ 174,661	\$ -	\$ -	\$ -	\$ 871,796	\$ 598	\$ -	\$ -	\$ -	\$ -	\$ -	\$ 1,047,055
Right of Way Acquisition	9	\$ -	\$ -	\$ -	\$ -	\$ -	\$ -	\$ -	\$ -	\$ -	\$ -	\$ -	\$ -	\$ -	\$ -
<b>Total Construction &amp; Right-of-Way</b>	10	\$ -	\$ -	\$ 174,661	\$ -	\$ -	\$ -	\$ 871,796	\$ 598	\$ -	\$ -	\$ -	\$ -	\$ -	\$ 1,047,055
<b>Maintenance</b>															
Patching	11	\$ -	\$ -	\$ -	\$ -	\$ -	\$ -	\$ -	\$ -	\$ -	\$ -	\$ -	\$ -	\$ -	\$ -
Overlay & Sealing	12	\$ -	\$ -	\$ -	\$ -	\$ -	\$ -	\$ -	\$ -	\$ -	\$ -	\$ -	\$ -	\$ -	\$ -
Street Lights & Traffic Signals	13	\$ -	\$ -	\$ -	\$ -	\$ -	\$ -	\$ -	\$ -	\$ -	\$ -	\$ -	\$ -	\$ -	\$ -
Storm Damage	14	\$ -	\$ -	\$ -	\$ -	\$ -	\$ -	\$ -	\$ -	\$ -	\$ -	\$ -	\$ -	\$ -	\$ -
Other Street Purpose Maintenance	15	\$ 1,619,289	\$ -	\$ -	\$ -	\$ -	\$ -	\$ -	\$ -	\$ -	\$ -	\$ 62	\$ 428	\$ -	\$ 1,619,779
<b>Total Maintenance<sup>1</sup></b>	16	\$ 1,619,289	\$ -	\$ -	\$ -	\$ -	\$ -	\$ -	\$ -	\$ -	\$ -	\$ 62	\$ 428	\$ -	\$ 1,619,779
<b>Other</b>	17	\$ -	\$ -	\$ -	\$ -	\$ -	\$ -	\$ -	\$ -	\$ -	\$ -	\$ -	\$ -	\$ -	\$ -
<b>GRAND TOTALS (Sum Lines 1, 10, 16, 17)</b>	18	\$ 1,619,289	\$ -	\$ 174,661	\$ -	\$ -	\$ -	\$ 871,796	\$ 598	\$ -	\$ -	\$ 62	\$ 428	\$ -	\$ 2,666,834
<b>Finance Director Confirmation</b>	19	Any California State Constitution Article XIX streets and road eligible expenditure may be "counted" in local jurisdictions' calculation of MOE if the activity is supported (funded) by a local jurisdictions' discretionary funds (e.g. general fund). The California State Controller also provides useful information on Article XIX and the Streets and Highways Code eligible expenditures in its "Guidelines Relating to Gas Tax Expenditures for Cities and Counties". I have reviewed and am aware of these guidelines and their applicability in calculating and reporting on Maintenance of Effort expenditures.  Finance Director initial: <u>EV</u>													

<sup>1</sup> Includes direct charges for staff time  
<sup>2</sup> Other M2 includes A-M, R,S,T,U,V, and W  
 + Transportation related only  
 \* Please provide a specific description

**Legend**

Project	Description
A-M	Freeway Projects
O	Regional Capacity Program (RCP)
P	Regional Traffic Signal Synchronization Program (RTSSP)
Q	Local Fair Share
R	High Frequency Metrolink Service
S	Transit Extensions to Metrolink
T	Convert Metrolink Station(s) to Regional Gateways that connect Orange County with High-Speed Rail Systems
U	Senior Mobility Program or Senior Non-Emergency Medical Program
V	Community Based Transit/Circulators
W	Safe Transit Stops
X	Environmental Cleanup Program (Water Quality)



**M2 Expenditure Report  
Fiscal Year Ended June 30, 2021**

I hereby certify that:

All the information attached herein and included in schedules 1 through 4 is true and accurate to the best of my knowledge;

The interest earned on Net Revenues allocated pursuant to the Ordinance shall be expended only for those purposes for which the Net Revenues were allocated;

The City of Laguna Niguel is aware of the State Controller’s “Guidelines Relating to Gas Tax Expenditures for Cities and Counties”, which is a guide for determining MOE Expenditures for M2 Eligibility purposes;

The City's Expenditure Report is in compliance with direction provided in the State Controller’s “Guidelines Relating to Gas Tax Expenditures for Cities and Counties;” and


The City of Laguna Niguel has expended in this fiscal year an amount of local discretionary funds for streets and roads purposes at least equal to one of the maintenance of effort requirements below<sup>10</sup>:

A) The City met the existing FY 2020-21 MOE benchmark dollar amount.

B) The City met a proportional MOE benchmark amount of FY 2020-21 General Funds Revenues that is at least equal to the percent listed in column C of Exhibit 2 in the M2 Eligibility Guidelines.

Eric Hendrickson  
\_\_\_\_\_  
Director of Finance (Print Name)

11/19/2021  
\_\_\_\_\_  
Date

  
\_\_\_\_\_  
Signature

<sup>10</sup> An actual General Fund Revenue excerpt from a jurisdiction’s Comprehensive Annual Finance Report (CAFR) must be provided as backup documentation.



**RESOLUTION NO. 2021-1373**

**RESOLUTION OF THE CITY COUNCIL  
OF THE CITY OF LAGUNA NIGUEL, CALIFORNIA,  
ADOPTING THE MEASURE M2 EXPENDITURE REPORT  
FOR FISCAL YEAR 2020-2021**

**WHEREAS**, local jurisdictions are required to meet eligibility requirements and submit eligibility verification packages to the Orange County Transportation Authority (OCTA) in order to remain eligible to receive M2 funds; and

**WHEREAS**, local jurisdictions are required to adopt an annual M2 Expenditure Report as part of one of the eligibility requirements; and

**WHEREAS**, local jurisdictions are required to account for Net Revenues, developer/traffic impact fees, and funds expended by local jurisdiction in the M2 Expenditure Report that satisfy the Maintenance of Effort requirements; and

**WHEREAS**, the M2 Expenditure Report shall include all Net Revenue fund balances, interest earned and expenditures identified by type and program or project; and

**WHEREAS**, the M2 Expenditure Report must be adopted and submitted to the OCTA each year within six months of the end of the local jurisdiction's fiscal year to be eligible to receive Net Revenues as part of M2.

**NOW, THEREFORE**, the City Council of the City of Laguna Niguel hereby resolves as follows:

1. The M2 Expenditure Report (attached as Exhibit 1) is in conformance with the template provided in the Measure M2 Eligibility Guidelines and accounts for Net Revenues including interest earned, expenditures during the fiscal year, and balances at the end of fiscal year.
2. The M2 Expenditure Report for Fiscal Year 2020-2021 is hereby adopted by the City of Laguna Niguel.
3. The City of Laguna Niguel Finance Director is hereby authorized to sign and submit the M2 Expenditure Report to OCTA for the fiscal year ending June 30, 2021.

**PASSED, APPROVED AND ADOPTED** this 16th day of November, 2021.



---

Fred Minagar, Mayor

ATTEST:



---

Eileen C. Gomez  
City Clerk

Exhibits

1. Annual Measure M2 Expenditure Report

**CERTIFICATION**

STATE OF CALIFORNIA            )  
COUNTY OF ORANGE            )ss  
CITY OF LAGUNA NIGUEL        )

I, Eileen C. Gomez, City Clerk of the City of Laguna Niguel, California, do hereby certify that the foregoing is Resolution No. 2021-1373, which was adopted at a regular meeting of the City Council of the City of Laguna Niguel, California, held on November 16, 2021, by the following vote:

AYES:                            Council Members Jennings, Rains and Sharma; Mayor Pro  
  Tem Gennawey, and Mayor Minagar

NOES:

ABSTENTIONS:

ABSENT:

  
\_\_\_\_\_  
Eileen C. Gomez  
City Clerk



Orange County Transportation Authority

M2 Fact Sheet

City of Laguna Woods

Fiscal Year Ended June 30, 2021

Council Action 12/15/2021

Signed Resolution Yes

Revised Final Report? No

	<u>Actual</u>	<u>Benchmark</u>
MOE Expenditures	\$104,578	\$104,578

Project	Beginning Balance A	Revenues Claimed B	Expenditures C	Ending Balance D	Verify A+B-C-D
M2 Fairshare	136,494	222,926	219,514	139,906	0
M2 Fairshare Interest	0	1,660	1,660	0	0
Regional Traffic Signal Synchronization Program	-77,717	74,608	0	-3,109	0
Regional Traffic Signal Synchronization Program Int	1,035	0	0	1,035	0
SMP or Senior Non-Emergency Medical	6,055	93,767	66,194	33,629	0
SMP or Senior Non-Emergency Medical Interest	0	1,516	1,516	0	0
<b>Grand Total</b>	<b>65,867</b>	<b>394,477</b>	<b>288,884</b>	<b>171,460</b>	<b>0</b>

**M2 Expenditure Report**  
**Fiscal Year Ended June 30, 2021**  
**Beginning and Ending Balances**

Description	Line No.	Amount	Interest
<b>Balances at Beginning of Fiscal Year</b>			
<b>A-M</b> Freeway Projects	1	\$ -	\$ -
<b>O</b> Regional Capacity Program (RCP)	2	\$ -	\$ -
<b>P</b> Regional Traffic Signal Synchronization Program (RTSSP)	3	\$ (77,717.52)	\$ 1,035
<b>Q</b> Local Fair Share	4	\$ 136,494.44	\$ -
<b>R</b> High Frequency Metrolink Service	5	\$ -	\$ -
<b>S</b> Transit Extensions to Metrolink	6	\$ -	\$ -
<b>T</b> Convert Metrolink Station(s) to Regional Gateways that connect Orange County with High-Speed Rail Systems	7	\$ -	\$ -
<b>U</b> Senior Mobility Program or Senior Non-Emergency Medical Program	8	\$ 6,054.19	\$ -
<b>V</b> Community Based Transit/Circulators	9	\$ -	\$ -
<b>W</b> Safe Transit Stops	10	\$ -	\$ -
<b>X</b> Environmental Cleanup Program (Water Quality)	11	\$ -	\$ -
Other*	12	\$ -	\$ -
<b>Balances at Beginning of Fiscal Year</b>	13	\$ 64,831.11	\$ 1,035
Monies Made Available During Fiscal Year	14	\$ 391,301.41	\$ 3,177
<b>Total Monies Available (Sum Lines 13 &amp; 14)</b>	15	\$ 456,132.52	\$ 4,212
Expenditures During Fiscal Year	16	\$ 285,708.60	\$ 3,177
<b>Balances at End of Fiscal Year</b>			
<b>A-M</b> Freeway Projects	17	\$ -	\$ -
<b>O</b> Regional Capacity Program (RCP)	18	\$ -	\$ -
<b>P</b> Regional Traffic Signal Synchronization Program (RTSSP)	19	\$ (3,109.56)	\$ 1,035
<b>Q</b> Local Fair Share	20	\$ 139,906.27	\$ -
<b>R</b> High Frequency Metrolink Service	21	\$ -	\$ -
<b>S</b> Transit Extensions to Metrolink	22	\$ -	\$ -
<b>T</b> Convert Metrolink Station(s) to Regional Gateways that connect Orange County with High-Speed Rail Systems	23	\$ -	\$ -
<b>U</b> Senior Mobility Program or Senior Non-Emergency Medical Program	24	\$ 33,627.21	\$ -
<b>V</b> Community Based Transit/Circulators	25	\$ -	\$ -
<b>W</b> Safe Transit Stops	26	\$ -	\$ -
<b>X</b> Environmental Cleanup Program (Water Quality)	27	\$ -	\$ -
Other*	28	\$ -	\$ -

\* Please provide a specific description

**M2 Expenditure Report**  
**Fiscal Year Ended June 30, 2021**  
**Sources and Uses**

Description	Line No.	Amount	Interest
<b>Revenues:</b>			
<b>A-M</b> Freeway Projects	1	\$ -	\$ -
<b>O</b> Regional Capacity Program (RCP)	2	\$ -	\$ -
<b>P</b> Regional Traffic Signal Synchronization Program (RTSSP)	3	\$ 74,608	\$ -
<b>Q</b> Local Fair Share	4	\$ 222,926	\$ 1,660
<b>R</b> High Frequency Metrolink Service	5	\$ -	\$ -
<b>S</b> Transit Extensions to Metrolink	6	\$ -	\$ -
<b>T</b> Convert Metrolink Station(s) to Regional Gateways that connect Orange County with High-Speed Rail Systems	7	\$ -	\$ -
<b>U</b> Senior Mobility Program or Senior Non-Emergency Medical Program	8	\$ 93,767	\$ 1,516
<b>V</b> Community Based Transit/Circulators	9	\$ -	\$ -
<b>W</b> Safe Transit Stops	10	\$ -	\$ -
<b>X</b> Environmental Cleanup Program (Water Quality)	11	\$ -	\$ -
Other*	12	\$ -	\$ -
<b>TOTAL REVENUES (Sum lines 1 to 12)</b>	13	\$ 391,301	\$ 3,177
<b>Expenditures:</b>			
<b>A-M</b> Freeway Projects	14	\$ -	\$ -
<b>O</b> Regional Capacity Program (RCP)	15	\$ -	\$ -
<b>P</b> Regional Traffic Signal Synchronization Program (RTSSP)	16	\$ -	\$ -
<b>Q</b> Local Fair Share	17	\$ 219,514	\$ 1,660
<b>R</b> High Frequency Metrolink Service	18	\$ -	\$ -
<b>S</b> Transit Extensions to Metrolink	19	\$ -	\$ -
<b>T</b> Convert Metrolink Station(s) to Regional Gateways that connect Orange County with High-Speed Rail Systems	20	\$ -	\$ -
<b>U</b> Senior Mobility Program or Senior Non-Emergency Medical Program	21	\$ 66,194	\$ 1,516
<b>V</b> Community Based Transit/Circulators	22	\$ -	\$ -
<b>W</b> Safe Transit Stops	23	\$ -	\$ -
<b>X</b> Environmental Cleanup Program (Water Quality)	24	\$ -	\$ -
Other*	25	\$ -	\$ -
<b>TOTAL EXPENDITURES (Sum lines 14 to 25)</b>	26	\$ 285,709	\$ 3,177
<b>TOTAL BALANCE (Subtract line 26 from 13)</b>	27	\$ 105,593	\$ -

\* Please provide a specific description

**M2 Expenditure Report**  
**Fiscal Year Ended June 30, 2021**  
**Streets and Roads Detailed Use of Funds**

Type of Expenditure	Line No.	MOE	Developer / Impact Fees <sup>+</sup>	O	O Interest	P	P Interest	Q	Q Interest	X	X Interest	Other M2 <sup>2</sup>	Other M2 Interest	Other*	TOTAL
<b>Indirect and/or Overhead</b>	1	\$ -	\$ -	\$ -	\$ -	\$ -	\$ -	\$ 650	\$ -	\$ -	\$ -	\$ -	\$ -	\$ -	\$ 650
<b>Construction &amp; Right-of-Way</b>															
New Street Construction	2	\$ -	\$ -	\$ -	\$ -	\$ -	\$ -	\$ -	\$ -	\$ -	\$ -	\$ -	\$ -	\$ -	\$ -
Street Reconstruction	3	\$ -	\$ -	\$ -	\$ -	\$ -	\$ -	\$ -	\$ -	\$ -	\$ -	\$ -	\$ -	\$ -	\$ -
Signals, Safety Devices, & Street Lights	4	\$ -	\$ -	\$ -	\$ -	\$ -	\$ -	\$ -	\$ -	\$ -	\$ -	\$ -	\$ -	\$ -	\$ -
Pedestrian Ways & Bikepaths	5	\$ -	\$ -	\$ -	\$ -	\$ -	\$ -	\$ -	\$ -	\$ -	\$ -	\$ -	\$ -	\$ -	\$ -
Storm Drains	6	\$ -	\$ -	\$ -	\$ -	\$ -	\$ -	\$ -	\$ -	\$ -	\$ -	\$ -	\$ -	\$ -	\$ -
Storm Damage	7	\$ -	\$ -	\$ -	\$ -	\$ -	\$ -	\$ -	\$ -	\$ -	\$ -	\$ -	\$ -	\$ -	\$ -
<b>Total Construction<sup>1</sup></b>	8	\$ -	\$ -	\$ -	\$ -	\$ -	\$ -	\$ -	\$ -	\$ -	\$ -	\$ -	\$ -	\$ -	\$ -
Right of Way Acquisition	9	\$ -	\$ -	\$ -	\$ -	\$ -	\$ -	\$ -	\$ -	\$ -	\$ -	\$ -	\$ -	\$ -	\$ -
<b>Total Construction &amp; Right-of-Way</b>	10	\$ -	\$ -	\$ -	\$ -	\$ -	\$ -	\$ -	\$ -	\$ -	\$ -	\$ -	\$ -	\$ -	\$ -
<b>Maintenance</b>															
Patching	11	\$ -	\$ -	\$ -	\$ -	\$ -	\$ -	\$ -	\$ -	\$ -	\$ -	\$ -	\$ -	\$ -	\$ -
Overlay & Sealing	12	\$ -	\$ -	\$ -	\$ -	\$ -	\$ -	\$ -	\$ -	\$ -	\$ -	\$ -	\$ -	\$ -	\$ -
Street Lights & Traffic Signals	13	\$ -	\$ -	\$ -	\$ -	\$ -	\$ -	\$ 218,864.21	\$ 1,660.22	\$ -	\$ -	\$ -	\$ -	\$ -	\$ 220,524
Storm Damage	14	\$ -	\$ -	\$ -	\$ -	\$ -	\$ -	\$ -	\$ -	\$ -	\$ -	\$ -	\$ -	\$ -	\$ -
Other Street Purpose Maintenance	15	\$ 104,578.00	\$ -	\$ -	\$ -	\$ -	\$ -	\$ -	\$ -	\$ -	\$ -	\$ -	\$ -	\$ -	\$ 104,578
<b>Total Maintenance<sup>1</sup></b>	16	\$ -	\$ -	\$ -	\$ -	\$ -	\$ -	\$ -	\$ -	\$ -	\$ -	\$ -	\$ -	\$ -	\$ -
<b>Other - Senior Mobility Program</b>	17		\$ -	\$ -	\$ -	\$ -	\$ -	\$ -	\$ -	\$ -	\$ -	\$ 66,194.39	\$ 1,516.34	\$ -	\$ 67,711
<b>GRAND TOTALS (Sum Lines 1, 10, 16, 17)</b>	18	\$ 104,578	\$ -	\$ -	\$ -	\$ -	\$ -	\$ 219,514	\$ 1,660	\$ -	\$ -	\$ 66,194	\$ 1,516	\$ -	\$ 68,361
<b>Finance Director Confirmation</b>	19	Any California State Constitution Article XIX streets and road eligible expenditure may be "counted" in local jurisdictions' calculation of MOE if the activity is supported (funded) by a local jurisdictions' discretionary funds (e.g. general fund). The California State Controller also provides useful information on Article XIX and the Streets and Highways Code eligible expenditures in its "Guidelines Relating to Gas Tax Expenditures for Cities and Counties". I have reviewed and am aware of these guidelines and their applicability in calculating and reporting on Maintenance of Effort expenditures.													
		Finance Director initial: <i>ET</i> <small>Digitally signed by                      Elizabeth Torres                      Date: 2021.12.27                      16:52:04 -0800</small>													

<sup>1</sup> Includes direct charges for staff time  
<sup>2</sup> Other M2 includes A-M, R,S,T,U,V, and W  
 + Transportation related only  
 \* Please provide a specific description

**Legend**

Project	Description
A-M	Freeway Projects
O	Regional Capacity Program (RCP)
P	Regional Traffic Signal Synchronization Program (RTSSP)
Q	Local Fair Share
R	High Frequency Metrolink Service
S	Transit Extensions to Metrolink
T	Convert Metrolink Station(s) to Regional Gateways that connect Orange County with High-Speed Rail Systems
U	Senior Mobility Program or Senior Non-Emergency Medical Program
V	Community Based Transit/Circulators
W	Safe Transit Stops
X	Environmental Cleanup Program (Water Quality)





**M2 Expenditure Report**  
**Fiscal Year Ended June 30, 2021**

I hereby certify that:


- All the information attached herein and included in schedules 1 through 4 is true and accurate to the best of my knowledge;
- The interest earned on Net Revenues allocated pursuant to the Ordinance shall be expended only for those purposes for which the Net Revenues were allocated;
- The City of Laguna Woods is aware of the State Controller’s “Guidelines Relating to Gas Tax Expenditures for Cities and Counties”, which is a guide for determining MOE Expenditures for M2 Eligibility purposes;
- The City/County’s Expenditure Report is in compliance with direction provided in the State Controller’s “Guidelines Relating to Gas Tax Expenditures for Cities and Counties;” and
- The City of Laguna Woods has expended in this fiscal year an amount of local discretionary funds for streets and roads purposes at least equal to one of the maintenance of effort requirements below<sup>10</sup>:

A) The City met the existing FY 2020-21 MOE benchmark dollar amount.

B) The City met a proportional MOE benchmark amount of FY 2020-21 General Funds Revenues that is at least equal to the percent listed in column C of Exhibit 2 in the M2 Eligibility Guidelines.

Elizabeth Torres  
\_\_\_\_\_  
Administrative Services Director/City Treasurer

12/22/21  
Date

  
\_\_\_\_\_  
Signature

<sup>10</sup> An actual General Fund Revenue excerpt from a jurisdiction’s Comprehensive Annual Finance Report (CAFR) must be provided as backup documentation.

**RESOLUTION NO. 21-40**

A RESOLUTION OF THE CITY COUNCIL OF THE CITY OF LAGUNA WOODS, CALIFORNIA, ADOPTING AND CONCERNING THE MEASURE M2 EXPENDITURE REPORT FOR FISCAL YEAR 2020-21 COMMENCING JULY 1, 2020 AND ENDING JUNE 30, 2021

**WHEREAS**, local jurisdictions are required to meet eligibility requirements and submit eligibility verification packages to the Orange County Transportation Authority (“OCTA”) in order to remain eligible to receive Measure M2 funds; and

**WHEREAS**, local jurisdictions are required to adopt an annual Measure M2 Expenditure Report as part of one of the Measure M2 eligibility requirements; and

**WHEREAS**, local jurisdictions are required to account for Net Revenues, developer/traffic impact fees, and funds expended by local jurisdiction in the Measure M2 Expenditure Report that satisfy the Measure M2 Maintenance of Effort requirements; and

**WHEREAS**, the Measure M2 Expenditure Report shall include all Net Revenue fund balances, interest earned, and expenditures identified by type and program or project; and

**WHEREAS**, the Measure M2 Expenditure Report must be adopted and submitted to the OCTA each year within six months of the end of each local jurisdiction’s fiscal year to be eligible to receive Net Revenues as part of Measure M2.

NOW, THEREFORE, THE CITY COUNCIL OF THE CITY OF LAGUNA WOODS, DOES HEREBY RESOLVE, DECLARE, DETERMINE AND ORDER AS FOLLOWS:

**SECTION 1.** That the Measure M2 Expenditure Report for the Fiscal Year ended June 30, 2021, attached hereto as Exhibit A, is in conformance with the template provided in the Measure M2 Eligibility Guidelines and accounts for Net Revenues, including interest earned, expenditures during the fiscal year, and balances at the end of the fiscal year.

**SECTION 2.** That the Measure M2 Expenditure Report for the Fiscal Year ended June 30, 2021, attached hereto as Exhibit A, is hereby adopted by the City of Laguna Woods.


**SECTION 3.** That the City of Laguna Woods' Administrative Services Director/City Treasurer is hereby authorized to sign and submit the Measure M2 Expenditure Report to the OCTA for the Fiscal Year ended June 30, 2021, acting in the capacity of the City of Laguna Woods' Director of Finance.

**SECTION 4.** The Mayor shall sign this resolution and the City Clerk shall attest and certify to the passage and adoption thereof.

PASSED, APPROVED AND ADOPTED on this 15<sup>th</sup> day of December 2021.

  
\_\_\_\_\_  
CAROL MOORE, Mayor


ATTEST:

  
\_\_\_\_\_  
YOLIE TRIPPY, CMC, City Clerk

STATE OF CALIFORNIA     )  
COUNTY OF ORANGE     ) ss.  
CITY OF LAGUNA WOODS   )

I, YOLIE TRIPPY, City Clerk of the City of Laguna Woods, do HEREBY CERTIFY that the foregoing **Resolution No. 21-40** was duly adopted by the City Council of the City of Laguna Woods at a regular meeting thereof, held on the 15<sup>th</sup> day of December 2021, by the following vote:

AYES:           COUNCILMEMBERS: Hatch, Horne, Tao, Connors, Moore  
NOES:           COUNCILMEMBERS: -  
ABSENT:        COUNCILMEMBERS: -

  
\_\_\_\_\_  
YOLIE TRIPPY, CMC, City Clerk



**Orange County Transportation Authority**

**M2 Fact Sheet**

**City of Lake Forest**

**Fiscal Year Ended June 30, 2021**

**Council Action** 11/16/2021

**Signed Resolution** Yes

**Revised Final Report?** No

	<u>Actual</u>	<u>Benchmark</u>
<b>MOE Expenditures</b>	\$767,429	\$226,678

Project	Beginning Balance A	Revenues Claimed B	Expenditures C	Ending Balance D	Verify A+B-C-D
M2 Fairshare	1,896,063	1,510,081	2,512,162	893,983	0
M2 Fairshare Interest	15,346	11,230	26,576	0	0
M2 CTFP (Project O)	0	0	0	0	0
M2 CTFP (Project O) Interest	0	0	0	0	0
SMP or Senior Non-Emergency Medical	76,134	76,321	6,687	145,768	0
SMP or Senior Non-Emergency Medical Interest	0	604	604	0	0
Community Based Transit/Circulators	-199,888	199,888	0	0	0
Community Based Transit/Circulators Interest	0	0	0	0	0
Other	0	1,446	1,446	0	0
Other Interest	0	0	0	0	0
<b>Grand Total</b>	<b>1,787,656</b>	<b>1,799,570</b>	<b>2,547,475</b>	<b>1,039,751</b>	<b>0</b>

**M2 Expenditure Report**  
**Fiscal Year Ended June 30, 2021**  
**Beginning and Ending Balances**

Description	Line No.	Amount	Interest
<b>Balances at Beginning of Fiscal Year</b>			
<b>A-M</b> Freeway Projects	1	\$ -	\$ -
<b>O</b> Regional Capacity Program (RCP)	2	\$ -	\$ -
<b>P</b> Regional Traffic Signal Synchronization Program (RTSSP)	3	\$ -	\$ -
<b>Q</b> Local Fair Share	4	\$ 1,896,063	\$ 15,346
<b>R</b> High Frequency Metrolink Service	5	\$ -	\$ -
<b>S</b> Transit Extensions to Metrolink	6	\$ -	\$ -
<b>T</b> Convert Metrolink Station(s) to Regional Gateways that connect Orange County with High-Speed Rail Systems	7	\$ -	\$ -
<b>U</b> Senior Mobility Program or Senior Non-Emergency Medical Program	8	\$ 76,136	\$ -
<b>V</b> Community Based Transit/Circulators	9	\$ (199,888)	\$ -
<b>W</b> Safe Transit Stops	10	\$ -	\$ -
<b>X</b> Environmental Cleanup Program (Water Quality)	11	\$ -	\$ -
Other*	12	\$ -	\$ -
<b>Balances at Beginning of Fiscal Year</b>	13	\$ 1,772,311	\$ 15,346
Monies Made Available During Fiscal Year	14	\$ 1,787,736	\$ 11,834
<b>Total Monies Available (Sum Lines 13 &amp; 14)</b>	15	\$ 3,560,047	\$ 27,180
Expenditures During Fiscal Year	16	\$ 2,520,295	\$ 27,180
<b>Balances at End of Fiscal Year</b>			
<b>A-M</b> Freeway Projects	17	\$ -	\$ -
<b>O</b> Regional Capacity Program (RCP)	18	\$ -	\$ -
<b>P</b> Regional Traffic Signal Synchronization Program (RTSSP)	19	\$ -	\$ -
<b>Q</b> Local Fair Share	20	\$ 893,982	\$ -
<b>R</b> High Frequency Metrolink Service	21	\$ -	\$ -
<b>S</b> Transit Extensions to Metrolink	22	\$ -	\$ -
<b>T</b> Convert Metrolink Station(s) to Regional Gateways that connect Orange County with High-Speed Rail Systems	23	\$ -	\$ -
<b>U</b> Senior Mobility Program or Senior Non-Emergency Medical Program	24	\$ 145,770	\$ -
<b>V</b> Community Based Transit/Circulators	25	\$ -	\$ -
<b>W</b> Safe Transit Stops	26	\$ -	\$ -
<b>X</b> Environmental Cleanup Program (Water Quality)	27	\$ -	\$ -
Other*	28	\$ -	\$ -

\* Please provide a specific description

**M2 Expenditure Report**  
**Fiscal Year Ended June 30, 2021**  
**Sources and Uses**

Description	Line No.	Amount	Interest
<b>Revenues:</b>			
<b>A-M</b> Freeway Projects	1	\$ -	\$ -
<b>O</b> Regional Capacity Program (RCP)	2	\$ -	\$ -
<b>P</b> Regional Traffic Signal Synchronization Program (RTSSP)	3	\$ -	\$ -
<b>Q</b> Local Fair Share	4	\$ 1,510,081	\$ 11,230
<b>R</b> High Frequency Metrolink Service	5	\$ -	\$ -
<b>S</b> Transit Extensions to Metrolink	6	\$ -	\$ -
<b>T</b> Convert Metrolink Station(s) to Regional Gateways that connect Orange County with High-Speed Rail Systems	7	\$ -	\$ -
<b>U</b> Senior Mobility Program or Senior Non-Emergency Medical Program	8	\$ 76,321	\$ 604
<b>V</b> Community Based Transit/Circulators	9	\$ 199,888	\$ -
<b>W</b> Safe Transit Stops	10	\$ -	\$ -
<b>X</b> Environmental Cleanup Program (Water Quality)	11	\$ -	\$ -
Other*	12	\$ 1,446	\$ -
<b>TOTAL REVENUES (Sum lines 1 to 12)</b>	13	\$ 1,787,736	\$ 11,834
<b>Expenditures:</b>			
<b>A-M</b> Freeway Projects	14	\$ -	\$ -
<b>O</b> Regional Capacity Program (RCP)	15	\$ -	\$ -
<b>P</b> Regional Traffic Signal Synchronization Program (RTSSP)	16	\$ -	\$ -
<b>Q</b> Local Fair Share	17	\$ 2,512,162	\$ 26,576
<b>R</b> High Frequency Metrolink Service	18	\$ -	\$ -
<b>S</b> Transit Extensions to Metrolink	19	\$ -	\$ -
<b>T</b> Convert Metrolink Station(s) to Regional Gateways that connect Orange County with High-Speed Rail Systems	20	\$ -	\$ -
<b>U</b> Senior Mobility Program or Senior Non-Emergency Medical Program	21	\$ 6,687	\$ 604
<b>V</b> Community Based Transit/Circulators	22	\$ -	\$ -
<b>W</b> Safe Transit Stops	23	\$ -	\$ -
<b>X</b> Environmental Cleanup Program (Water Quality)	24	\$ -	\$ -
Other*	25	\$ 1,446	\$ -
<b>TOTAL EXPENDITURES (Sum lines 14 to 25)</b>	26	\$ 2,520,295	\$ 27,180
<b>TOTAL BALANCE (Subtract line 26 from 13)</b>	27	\$ (732,559)	\$ (15,346)

\* Please provide a specific description

Note: Fare revenues collected and expended under the Senior Mobility Program totaled \$1,446 during the fiscal year and are reported under the Other Revenue and Other Expenditure Categories.

**M2 Expenditure Report**  
**Fiscal Year Ended June 30, 2021**  
**Streets and Roads Detailed Use of Funds**

Type of Expenditure	Line No.	MOE	Developer / Impact Fees <sup>+</sup>	O	O Interest	P	P Interest	Q	Q Interest	X	X Interest	Other M2 <sup>2</sup>	Other M2 Interest	Other*	TOTAL
<b>Indirect and/or Overhead</b>	1	\$ -	\$ -	\$ -	\$ -	\$ -	\$ -	\$ -	\$ -	\$ -	\$ -	\$ -	\$ -	\$ -	\$ -
<b>Construction &amp; Right-of-Way</b>															
New Street Construction	2	\$ -	\$ -	\$ -	\$ -	\$ -	\$ -	\$ -	\$ -	\$ -	\$ -	\$ -	\$ -	\$ -	\$ -
Street Reconstruction	3	\$ -	\$ -	\$ -	\$ -	\$ -	\$ -	\$ -	\$ -	\$ -	\$ -	\$ -	\$ -	\$ -	\$ -
Signals, Safety Devices, & Street Lights	4	\$ -	\$ -	\$ -	\$ -	\$ -	\$ -	\$ -	\$ -	\$ -	\$ -	\$ -	\$ -	\$ -	\$ -
Pedestrian Ways & Bikepaths	5	\$ -	\$ -	\$ -	\$ -	\$ -	\$ -	\$ -	\$ -	\$ -	\$ -	\$ -	\$ -	\$ -	\$ -
Storm Drains	6	\$ -	\$ -	\$ -	\$ -	\$ -	\$ -	\$ -	\$ -	\$ -	\$ -	\$ -	\$ -	\$ -	\$ -
Storm Damage	7	\$ -	\$ -	\$ -	\$ -	\$ -	\$ -	\$ -	\$ -	\$ -	\$ -	\$ -	\$ -	\$ -	\$ -
<b>Total Construction<sup>1</sup></b>	8	\$ -	\$ -	\$ -	\$ -	\$ -	\$ -	\$ -	\$ -	\$ -	\$ -	\$ -	\$ -	\$ -	\$ -
Right of Way Acquisition	9	\$ -	\$ -	\$ -	\$ -	\$ -	\$ -	\$ -	\$ -	\$ -	\$ -	\$ -	\$ -	\$ -	\$ -
<b>Total Construction &amp; Right-of-Way</b>	10	\$ -	\$ -	\$ -	\$ -	\$ -	\$ -	\$ -	\$ -	\$ -	\$ -	\$ -	\$ -	\$ -	\$ -
<b>Maintenance</b>															
Patching	11	\$ -	\$ -	\$ -	\$ -	\$ -	\$ -	\$ -	\$ -	\$ -	\$ -	\$ -	\$ -	\$ -	\$ -
Overlay & Sealing	12	\$ -	\$ -	\$ -	\$ -	\$ -	\$ -	\$ 2,512,162	\$ 26,576	\$ -	\$ -	\$ -	\$ -	\$ -	\$ 2,538,738
Street Lights & Traffic Signals	13	\$ -	\$ -	\$ -	\$ -	\$ -	\$ -	\$ -	\$ -	\$ -	\$ -	\$ -	\$ -	\$ -	\$ -
Storm Damage	14	\$ -	\$ -	\$ -	\$ -	\$ -	\$ -	\$ -	\$ -	\$ -	\$ -	\$ -	\$ -	\$ -	\$ -
Other Street Purpose Maintenance	15	\$ 767,429	\$ -	\$ -	\$ -	\$ -	\$ -	\$ -	\$ -	\$ -	\$ -	\$ -	\$ -	\$ -	\$ 767,429
<b>Total Maintenance<sup>1</sup></b>	16	\$ 767,429.00	\$ -	\$ -	\$ -	\$ -	\$ -	\$ 2,512,162.00	\$ 26,576.00	\$ -	\$ -	\$ -	\$ -	\$ -	\$ 3,306,167
<b>Other</b>	17		\$ -	\$ -	\$ -	\$ -	\$ -	\$ -	\$ -	\$ -	\$ -	\$ 6,687	\$ 604	\$ 1,446	\$ 8,737
<b>GRAND TOTALS (Sum Lines 1, 10, 16, 17)</b>	18	\$ 767,429	\$ -	\$ -	\$ -	\$ -	\$ -	\$ 2,512,162	\$ 26,576	\$ -	\$ -	\$ 6,687	\$ 604	\$ 1,446	\$ 3,314,904
<b>Finance Director Confirmation</b>	19	Any California State Constitution Article XIX streets and road eligible expenditure may be "counted" in local jurisdictions' calculation of MOE if the activity is supported (funded) by a local jurisdictions' discretionary funds (e.g. general fund). The California State Controller also provides useful information on Article XIX and the Streets and Highways Code eligible expenditures in its "Guidelines Relating to Gas Tax Expenditures for Cities and Counties". I have reviewed and am aware of these guidelines and their applicability in calculating and reporting on Maintenance of Effort expenditures.  Finance Director initial: <u>KS</u>													

<sup>1</sup> Includes direct charges for staff time  
<sup>2</sup> Other M2 includes A-M, R,S,T,U,V, and W  
 + Transportation related only  
 \* Please provide a specific description

**Legend**

Project	Description
A-M	Freeway Projects
O	Regional Capacity Program (RCP)
P	Regional Traffic Signal Synchronization Program (RTSSP)
Q	Local Fair Share
R	High Frequency Metrolink Service
S	Transit Extensions to Metrolink
T	Convert Metrolink Station(s) to Regional Gateways that connect Orange County with High-Speed Rail Systems
U	Senior Mobility Program or Senior Non-Emergency Medical Program
V	Community Based Transit/Circulators
W	Safe Transit Stops
X	Environmental Cleanup Program (Water Quality)





**M2 Expenditure Report  
Fiscal Year Ended June 30, 2021**

I hereby certify that:

- All the information attached herein and included in schedules 1 through 4 is true and accurate to the best of my knowledge;
- The interest earned on Net Revenues allocated pursuant to the Ordinance shall be expended only for those purposes for which the Net Revenues were allocated;
- The City of Lake Forest is aware of the State Controller’s “Guidelines Relating to Gas Tax Expenditures for Cities and Counties”, which is a guide for determining MOE Expenditures for M2 Eligibility purposes;
- The City’s Expenditure Report is in compliance with direction provided in the State Controller’s “Guidelines Relating to Gas Tax Expenditures for Cities and Counties;” and
- The City of Lake Forest has expended in this fiscal year an amount of local discretionary funds for streets and roads purposes at least equal to one of the maintenance of effort requirements below<sup>10</sup>:

A) The City met the existing FY 2020-21 MOE benchmark dollar amount.

B) The City met a proportional MOE benchmark amount of FY 2020-21 General Funds Revenues that is at least equal to the percent listed in column C of Exhibit 2 in the M2 Eligibility Guidelines.

**Kevin Shirah**  
\_\_\_\_\_  
Director of Finance (Print Name)

11/16/2021  
\_\_\_\_\_  
Date

Kevin Shirah  
\_\_\_\_\_  
Signature

<sup>10</sup> An actual General Fund Revenue excerpt from a jurisdiction’s Comprehensive Annual Finance Report (CAFR) must be provided as backup documentation.

**RESOLUTION NO. 2021-42**

**A RESOLUTION OF THE CITY COUNCIL OF THE CITY OF LAKE FOREST, CALIFORNIA, CONCERNING THE MEASURE M2 EXPENDITURE REPORT FOR THE CITY OF LAKE FOREST**

**WHEREAS**, local jurisdictions are required to meet eligibility requirements and submit eligibility verification packages to Orange County Transportation Authority (OCTA) in order to remain eligible to receive M2 funds.

**WHEREAS**, local jurisdictions are required to adopt an annual Expenditure Report as part of one of the eligibility requirements.

**WHEREAS**, local jurisdictions are required to account for Net Revenues, developer/traffic impact fees, and funds expended by local jurisdiction in the Expenditure Report that satisfy the Maintenance of Effort requirements; and

**WHEREAS**, the Expenditure Report shall include all Net Revenue fund balances, interest earned and expenditures identified by type and program or project; and

**WHEREAS**, the Expenditure Report must be adopted and submitted to the OCTA each year within six months of the end of the local jurisdiction's fiscal year to be eligible to receive Net Revenues as part of M2.


**NOW, THEREFORE, THE CITY COUNCIL OF THE CITY OF LAKE FOREST DOES HEREBY RESOLVE, DETERMINE, FIND AND ORDER AS FOLLOWS:**

**Section 1.** The City of Lake Forest does hereby inform OCTA that:

- a. The M2 Expenditure Report is in conformance with the template provided in the Measure M2 Eligibility Guidelines and accounts for Net Revenues including interest earned, expenditures during the fiscal year and balances at the end of fiscal year.
- b. The M2 Expenditure Report is hereby adopted by the City of Lake Forest.
- c. The City of Lake Forest Director of Finance is hereby authorized to sign and submit the M2 Expenditure Report to OCTA for the fiscal year ending June 30, 2021.

[SIGNATURES ON FOLLOWING PAGE]

**PASSED, APPROVED AND ADOPTED** this 16<sup>th</sup> day of November 2021, by the following vote, to wit:




SCOTT VOIGTS  
MAYOR

ATTEST:



LISA BERGLUND, MPA  
CITY CLERK

APPROVED AS TO FORM:



MATTHEW E. RICHARDSON  
CITY ATTORNEY

STATE OF CALIFORNIA )  
COUNTY OF ORANGE ) SS.  
CITY OF LAKE FOREST )

I, Lisa Berglund, City Clerk of the City of Lake Forest, California, do hereby certify that the foregoing Resolution No. 2021-42 was duly passed and adopted at a regular meeting of the Lake Forest City Council on the 16<sup>th</sup> day of November 2021, by the following vote, to wit:

AYES: COUNCIL MEMBERS: CIRBO, MOATAZEDI, PEQUEÑO,  
TETTEMER, VOIGTS  
NOES: COUNCIL MEMBERS:  
ABSTAIN: COUNCIL MEMBERS:  
ABSENT: COUNCIL MEMBERS:

  
\_\_\_\_\_  
LISA BERGLUND, MPA  
CITY CLERK



**Orange County Transportation Authority**

**M2 Fact Sheet**

**City of Los Alamitos**

**Fiscal Year Ended June 30, 2021**

Council Action 12/13/2021

Signed Resolution Yes

Revised Final Report? No

	<u>Actual</u>	<u>Benchmark</u>
MOE Expenditures	\$583,804	\$182,250

Project	Beginning Balance A	Revenues Claimed B	Expenditures C	Ending Balance D	Verify A+B-C-D
M2 Fairshare	364,577	226,432	87,347	503,662	0
M2 Fairshare Interest	0	4,516	1,761	2,755	0
Other	262,206	803,269	249,660	815,815	0
Other Interest	8,105	4,066	0	12,171	0
<b>Grand Total</b>	<b>634,888</b>	<b>1,038,283</b>	<b>338,768</b>	<b>1,334,403</b>	<b>0</b>

### M2 Expenditure Report Fiscal Year Ended June 30, 2021 Beginning and Ending Balances

Description	Line No.	Amount	Interest
<b>Balances at Beginning of Fiscal Year</b>			
<b>A-M</b> Freeway Projects	1	\$ -	\$ -
<b>O</b> Regional Capacity Program (RCP)	2	\$ -	\$ -
<b>P</b> Regional Traffic Signal Synchronization Program (RTSSP)	3	\$ -	\$ -
<b>Q</b> Local Fair Share	4	\$ 364,577	\$ -
<b>R</b> High Frequency Metrolink Service	5	\$ -	\$ -
<b>S</b> Transit Extensions to Metrolink	6	\$ -	\$ -
<b>T</b> Convert Metrolink Station(s) to Regional Gateways that connect Orange County with High-Speed Rail Systems	7	\$ -	\$ -
<b>U</b> Senior Mobility Program or Senior Non-Emergency Medical Program	8	\$ -	\$ -
<b>V</b> Community Based Transit/Circulators	9	\$ -	\$ -
<b>W</b> Safe Transit Stops	10	\$ -	\$ -
<b>X</b> Environmental Cleanup Program (Water Quality)	11	\$ -	\$ -
Other*	12	\$ 262,206	\$ 8,105
<b>Balances at Beginning of Fiscal Year</b>	13	\$ 626,783	\$ 8,105
Monies Made Available During Fiscal Year	14	\$ 1,029,701	\$ 8,582
<b>Total Monies Available (Sum Lines 13 &amp; 14)</b>	15	\$ 1,656,484	\$ 16,687
Expenditures During Fiscal Year	16	\$ 337,007	\$ 1,761
<b>Balances at End of Fiscal Year</b>			
<b>A-M</b> Freeway Projects	17	\$ -	\$ -
<b>O</b> Regional Capacity Program (RCP)	18	\$ -	\$ -
<b>P</b> Regional Traffic Signal Synchronization Program (RTSSP)	19	\$ -	\$ -
<b>Q</b> Local Fair Share	20	\$ 503,662	\$ 2,755
<b>R</b> High Frequency Metrolink Service	21	\$ -	\$ -
<b>S</b> Transit Extensions to Metrolink	22	\$ -	\$ -
<b>T</b> Convert Metrolink Station(s) to Regional Gateways that connect Orange County with High-Speed Rail Systems	23	\$ -	\$ -
<b>U</b> Senior Mobility Program or Senior Non-Emergency Medical Program	24	\$ -	\$ -
<b>V</b> Community Based Transit/Circulators	25	\$ -	\$ -
<b>W</b> Safe Transit Stops	26	\$ -	\$ -
<b>X</b> Environmental Cleanup Program (Water Quality)	27	\$ -	\$ -
Other*	28	\$ 815,815	\$ 12,171

\* Please provide a specific description

		Beginning		Ending
LOCAL FARE SHARE (26)	(1)	\$ 364,577	\$	503,662
Community Development Block Grant (19)				
Gas Tax (20)				
Residential Street/Alleys(24)				
Traffic Improvement(44)				
Expenditures were \$135,050; following audit, expenditures were adjusted by -\$5,779 to \$129,271.		\$ 262,206	\$	815,815

**M2 Expenditure Report**  
**Fiscal Year Ended June 30, 2021**  
**Sources and Uses**

Description	Line No.	Amount	Interest
<b>Revenues:</b>			
A-M Freeway Projects	1	\$ -	\$ -
O Regional Capacity Program (RCP)	2	\$ -	\$ -
P Regional Traffic Signal Synchronization Program (RTSSP)	3	\$ -	\$ -
Q Local Fair Share	4	\$ 226,432	\$ 4,516
R High Frequency Metrolink Service	5	\$ -	\$ -
S Transit Extensions to Metrolink	6	\$ -	\$ -
T Convert Metrolink Station(s) to Regional Gateways that connect Orange County with High-Speed Rail Systems	7	\$ -	\$ -
U Senior Mobility Program or Senior Non-Emergency Medical Program	8	\$ -	\$ -
V Community Based Transit/Circulators	9	\$ -	\$ -
W Safe Transit Stops	10	\$ -	\$ -
X Environmental Cleanup Program (Water Quality)	11	\$ -	\$ -
Other*	12	\$ 803,269	\$ 4,066
<b>TOTAL REVENUES (Sum lines 1 to 12)</b>	<b>13</b>	<b>\$ 1,029,701</b>	<b>\$ 8,582</b>
<b>Expenditures:</b>			
A-M Freeway Projects	14	\$ -	\$ -
O Regional Capacity Program (RCP)	15	\$ -	\$ -
P Regional Traffic Signal Synchronization Program (RTSSP)	16	\$ -	\$ -
Q Local Fair Share	17	\$ 87,347	\$ 1,761
R High Frequency Metrolink Service	18	\$ -	\$ -
S Transit Extensions to Metrolink	19	\$ -	\$ -
T Convert Metrolink Station(s) to Regional Gateways that connect Orange County with High-Speed Rail Systems	20	\$ -	\$ -
U Senior Mobility Program or Senior Non-Emergency Medical Program	21	\$ -	\$ -
V Community Based Transit/Circulators	22	\$ -	\$ -
W Safe Transit Stops	23	\$ -	\$ -
X Environmental Cleanup Program (Water Quality)	24	\$ -	\$ -
Other*	25	\$ 249,660	\$ -
<b>TOTAL EXPENDITURES (Sum lines 14 to 25)</b>	<b>26</b>	<b>\$ 337,007</b>	<b>\$ 1,761</b>
<b>TOTAL BALANCE (Subtract line 26 from 13)</b>	<b>27</b>	<b>\$ 692,693</b>	<b>\$ 6,821</b>

\* Please provide a specific description


**Revenue**

Community Development Block Grant (19)	\$ 131,114		
Gas Tax (20)	\$ 453,538	\$ 1,398	
Residential Street/Alleys(24)		\$ 70	
Traffic Improvement(44)	\$ 218,617	\$ 2,598	
	<u>\$ 803,269</u>	<u>\$ 4,066</u>	

**Expenditures**

Community Development Block Grant (19)	\$ 132,581	\$ -	
Gas Tax (20)	\$ 111,853	\$ 336	
Residential Street/Alleys(24)	\$ -	\$ -	
Traffic Improvement(44)	\$ 4,842	\$ 48	
	<u>\$ 249,276</u>	<u>\$ 384</u>	

**M2 Expenditure Report**  
**Fiscal Year Ended June 30, 2021**  
**Streets and Roads Detailed Use of Funds**

Type of Expenditure	Line No.	MOE	Developer / Impact Fees <sup>1</sup>	O	O Interest	P	P Interest	Q	Q Interest	X	X Interest	Other M2 <sup>2</sup>	Other M2 Interest	Other*	TOTAL
<b>Indirect and/or Overhead</b>	1	\$ -	\$ -	\$ -	\$ -	\$ -	\$ -	\$ -	\$ -	\$ -	\$ -	\$ -	\$ -	\$ -	\$ -
<b>Construction &amp; Right-of-Way</b>															
New Street Construction	2	\$ -	\$ -	\$ -	\$ -	\$ -	\$ -	\$ -	\$ -	\$ -	\$ -	\$ -	\$ -	\$ -	\$ -
Street Reconstruction	3	\$ -	\$ -	\$ -	\$ -	\$ -	\$ -	\$ 4,853	\$ 98	\$ -	\$ -	\$ -	\$ -	\$ 183,309	\$ 188,260
Signals, Safety Devices, & Street Lights	4	\$ -	\$ -	\$ -	\$ -	\$ -	\$ -	\$ 2,500	\$ 50	\$ -	\$ -	\$ -	\$ -	\$ -	\$ 2,550
Pedestrian Ways & Bikepaths	5	\$ -	\$ -	\$ -	\$ -	\$ -	\$ -	\$ 10,745	\$ 217	\$ -	\$ -	\$ -	\$ -	\$ -	\$ 10,962
Storm Drains	6	\$ -	\$ -	\$ -	\$ -	\$ -	\$ -	\$ -	\$ -	\$ -	\$ -	\$ -	\$ -	\$ -	\$ -
Storm Damage	7	\$ -	\$ -	\$ -	\$ -	\$ -	\$ -	\$ -	\$ -	\$ -	\$ -	\$ -	\$ -	\$ -	\$ -
<b>Total Construction<sup>1</sup></b>	8	\$ -	\$ -	\$ -	\$ -	\$ -	\$ -	\$ 18,098	\$ 365	\$ -	\$ -	\$ -	\$ -	\$ 183,309	\$ 201,772
Right of Way Acquisition	9	\$ -	\$ -	\$ -	\$ -	\$ -	\$ -	\$ -	\$ -	\$ -	\$ -	\$ -	\$ -	\$ -	\$ -
<b>Total Construction &amp; Right-of-Way</b>	10	\$ -	\$ -	\$ -	\$ -	\$ -	\$ -	\$ 18,098	\$ 365	\$ -	\$ -	\$ -	\$ -	\$ 183,309	\$ 201,772
<b>Maintenance</b>															
Patching	11	\$ -	\$ -	\$ -	\$ -	\$ -	\$ -	\$ -	\$ -	\$ -	\$ -	\$ -	\$ -	\$ -	\$ -
Overlay & Sealing	12	\$ -	\$ -	\$ -	\$ -	\$ -	\$ -	\$ 52,507	\$ 1,059	\$ -	\$ -	\$ -	\$ -	\$ 12,427	\$ 65,993
Street Lights & Traffic Signals	13	\$ -	\$ -	\$ -	\$ -	\$ -	\$ -	\$ -	\$ -	\$ -	\$ -	\$ -	\$ -	\$ -	\$ -
Storm Damage	14	\$ -	\$ -	\$ -	\$ -	\$ -	\$ -	\$ -	\$ -	\$ -	\$ -	\$ -	\$ -	\$ -	\$ -
Other Street Purpose Maintenance	15	\$ 583,804	\$ -	\$ -	\$ -	\$ -	\$ -	\$ 16,742	\$ 337	\$ -	\$ -	\$ -	\$ -	\$ 53,924	\$ 654,807
<b>Total Maintenance<sup>1</sup></b>	16	\$ -	\$ -	\$ -	\$ -	\$ -	\$ -	\$ 69,249	\$ 1,396	\$ -	\$ -	\$ -	\$ -	\$ 66,351	\$ 136,996
<b>Other</b>	17	\$ -	\$ -	\$ -	\$ -	\$ -	\$ -	\$ -	\$ -	\$ -	\$ -	\$ -	\$ -	\$ -	\$ -
<b>GRAND TOTALS (Sum Lines 1, 10, 16, 17)</b>	18	\$ 583,804	\$ -	\$ -	\$ -	\$ -	\$ -	\$ 87,347	\$ 1,761	\$ -	\$ -	\$ -	\$ -	\$ 249,660	\$ 338,768
<b>Finance Director Confirmation</b>	19	Any California State Constitution Article XIX streets and road eligible expenditure may be "counted" in local jurisdictions' calculation of MOE if the activity is supported (funded) by a local jurisdictions' discretionary funds (e.g. general fund). The California State Controller also provides useful information on Article XIX and the Streets and Highways Code eligible expenditures in its "Guidelines Relating to Gas Tax Expenditures for Cities and Counties". I have reviewed and am aware of these guidelines and their applicability in calculating and reporting on Maintenance of Effort expenditures. Finance Director initial: 													

**LFS (Col J)**

- <sup>1</sup> Includes direct charges for staff time
- <sup>2</sup> Other M2 includes A-M, R,S,T,U,V, and W
- + Transportation related only
- \* Please provide a specific description

Construction	Maintenance	Interest
Suburbia Rehab - Gas Tax (26) \$ 1,646	Cerritos Ave Guardrail (26) \$ 7,022	
Apt Row Howard St (26) \$ 3,207	Old Towne West Ln Striping (26) \$ 52,507	
Katella Ave Signal Sync (26) \$ 2,500	Speed Survey (26) \$ 9,720	
Visually Impaired Ped Xing (26) \$ 10,745		
<b>\$ 18,098</b>		<b>\$ 69,249 \$ 87,347 1761</b>

**OTHER (Col P)**

Construction	Maintenance	Interest	Investment
Noel St Improvement (19) \$ 120,154	Street Tree Program (20) \$ 53,384		
Noel St Improvement (20) \$ 13,351			
Residential St Improv (20) \$ 1,762	Apt Row Howard St (19) \$ 12,427		
Suburbia Rehab -SB-1 (20) \$ 29,269	Tree Planting Citywide (20) \$ 156		
Suburbia Rehab - Gas Tax (20) \$ 400			
Noel St Improv (20) \$ 13,531			
Briggman St Widen (44) \$ 4,842			
<b>\$ 183,309</b>		<b>\$ 65,967 \$ 249,276 384 1,398</b>	

**Legend**

Project	Description
A-M	Freeway Projects
O	Regional Capacity Program (RCP)
P	Regional Traffic Signal Synchronization Program (RTSSP)
Q	Local Fair Share
R	High Frequency Metrolink Service
S	Transit Extensions to Metrolink
T	Convert Metrolink Station(s) to Regional Gateways that connect Orange County with High-Speed Rail Systems
U	Senior Mobility Program or Senior Non-Emergency Medical Program
V	Community Based Transit/Circulators
W	Safe Transit Stops
X	Environmental Cleanup Program (Water Quality)





## M2 Expenditure Report Fiscal Year Ended June 30, 2021

I hereby certify that:

- All the information attached herein and included in schedules 1 through 4 is true and accurate to the best of my knowledge;
- The interest earned on Net Revenues allocated pursuant to the Ordinance shall be expended only for those purposes for which the Net Revenues were allocated;
- The City of Los Alamitos is aware of the State Controller's "Guidelines Relating to Gas Tax Expenditures for Cities and Counties", which is a guide for determining MOE Expenditures for M2 Eligibility purposes;
- The City's Expenditure Report is in compliance with direction provided in the State Controller's "Guidelines Relating to Gas Tax Expenditures for Cities and Counties;" and
- The City of Los Alamitos has expended in this fiscal year an amount of local discretionary funds for streets and roads purposes at least equal to one of the maintenance of effort requirements below<sup>10</sup>:
  - A) The City met the existing FY 2020-21 MOE benchmark dollar amount.
  - B) The City/County met a proportional MOE benchmark amount of FY 2020-21 General Funds Revenues that is at least equal to the percent listed in column C of Exhibit 2 in the M2 Eligibility Guidelines.

CRAIG A. KOEHLER

12/14/2021

Director of Finance (Print Name)

Date

DocuSigned by:

*Craig Koehler*

Signature

<sup>10</sup> An actual General Fund Revenue excerpt from a jurisdiction's Comprehensive Annual Finance Report (CAFR) must be provided as backup documentation.

**RESOLUTION NO. 2021-36**

**A RESOLUTION OF THE CITY COUNCIL OF THE CITY OF LOS ALAMITOS, CALIFORNIA, CONCERNING THE MEASURE M2 EXPENDITURE REPORT FOR THE CITY OF LOS ALAMITOS FOR THE FISCAL YEAR ENDING JUNE 30, 2021**

**WHEREAS**, local jurisdictions are required to meet eligibility requirements and submit eligibility verification packages to Orange County Transportation Authority (OCTA) in order to remain eligible to receive M2 funds; and,

**WHEREAS**, local jurisdictions are required to adopt an annual Expenditure Report as part of one of the eligibility requirements; and,

**WHEREAS**, local jurisdictions are required to account for Net Revenues, developer/traffic impact fees, and funds expended by local jurisdiction in the Expenditure Report that satisfy the Maintenance of Effort requirements; and,

**WHEREAS**, the Expenditure Report shall include all Net Revenue fund balances, interest earned and expenditures identified by type and program or project; and,

**WHEREAS**, the Expenditure Report must be adopted and submitted to the OCTA each year within six months of the end of the local jurisdiction's fiscal year to be eligible to receive Net Revenues as part of M2.

**NOW, THEREFORE, THE CITY COUNCIL OF THE CITY OF LOS ALAMITOS DOES RESOLVE AS FOLLOWS:**

SECTION 1. The M2 Expenditure Report is in conformance with the template provided in the Measure M2 Eligibility Guidelines and accounts for Net Revenues including interest earned, expenditures during the fiscal year and balances at the end of fiscal year.

SECTION 2. The M2 Expenditure Report is hereby adopted by the City of Los Alamitos, CA, and included as Exhibit A.

SECTION 3. The City of Los Alamitos Finance Director is hereby authorized to sign and submit the M2 Expenditure Report to OCTA for the fiscal year ending June 30, 2021.

**PASSED, APPROVED, AND ADOPTED** this 13<sup>th</sup> day of December, 2021.

DocuSigned by:  
*Mark Chirco*  
Mark A. Chirco, Mayor

ATTEST:

DocuSigned by:  
*Windmera Quintanar*  
54BCC20B4CA849C...  
Windmera Quintanar, MMC, City Clerk

APPROVED AS TO FORM:

DocuSigned by:  
*Michael S. Daudt*  
D2A022E0E80F41B...  
Michael S. Daudt, City Attorney

STATE OF CALIFORNIA )  
COUNTY OF ORANGE ) ss  
CITY OF LOS ALAMITOS )

I, Windmera Quintanar, MMC, City Clerk, of the City of Los Alamitos, do hereby certify that the foregoing Resolution was adopted at a Regular meeting of the City Council held on the 13<sup>th</sup> day of December 2021, by the following vote, to wit:

AYES: COUNCIL MEMBERS: Hasselbrink, Doby, Bates, Chirco, Nefulda  
NOES: COUNCIL MEMBERS: None  
ABSENT: COUNCIL MEMBERS: None  
ABSTAIN: COUNCIL MEMBERS: None

DocuSigned by:  
*Windmera Quintanar*  
54BCC20B4CA849C...  
Windmera Quintanar, MMC, City Clerk



**Orange County Transportation Authority**

**M2 Fact Sheet**

**City of Mission Viejo**

**Fiscal Year Ended June 30, 2021**

Council Action 12/14/2021

Signed Resolution Yes

Revised Final Report? No

	<u>Actual</u>	<u>Benchmark</u>
<b>MOE Expenditures</b>	\$4,801,094	\$2,864,895

Project	Beginning Balance A	Revenues Claimed B	Expenditures C	Ending Balance D	Verify A+B-C-D
M2 Fairshare	2,263,758	1,637,134	1,090,616	2,810,276	0
M2 Fairshare Interest	91,432	1,911	39,280	54,063	0
M2 CTFP (Project O)	-627,452	385,486	37,500	-279,466	0
M2 CTFP (Project O) Interest	0	0	0	0	0
Regional Traffic Signal Synchronization Program	-676,339	670,731	39,380	-44,988	0
Regional Traffic Signal Synchronization Program Int	548	0	0	548	0
SMP or Senior Non-Emergency Medical	307,218	126,508	16,146	417,579	0
SMP or Senior Non-Emergency Medical Interest	13,050	3,527	4,822	11,755	0
Community Based Transit/Circulators	-162,344	0	0	-162,344	0
Community Based Transit/Circulators Interest	0	0	0	0	0
Safe Transit Stops	0	17,931	17,931	0	0
Safe Transit Stops Interest	0	0	0	0	0
Water Quality Program (Project X)	-97,246	0	160,587	-257,834	0
Water Quality Program (Project X) Interest	0	0	0	0	0
<b>Grand Total</b>	<b>1,112,623</b>	<b>2,843,228</b>	<b>1,406,262</b>	<b>2,549,589</b>	<b>0</b>

**M2 Expenditure Report**  
**Fiscal Year Ended June 30, 2021**  
**Beginning and Ending Balances**

Description	Line No.	Amount	Interest
<b>Balances at Beginning of Fiscal Year</b>			
<b>A-M</b> Freeway Projects	1	\$ -	\$ -
<b>O</b> Regional Capacity Program (RCP)	2	\$ (627,451.75)	\$ -
<b>P</b> Regional Traffic Signal Synchronization Program (RTSSP)	3	\$ (676,338.53)	\$ 548.00
<b>Q</b> Local Fair Share	4	\$ 2,263,758.11	\$ 91,432.27
<b>R</b> High Frequency Metrolink Service	5	\$ -	\$ -
<b>S</b> Transit Extensions to Metrolink	6	\$ -	\$ -
<b>T</b> Convert Metrolink Station(s) to Regional Gateways that connect Orange County with High-Speed Rail Systems	7	\$ -	\$ -
<b>U</b> Senior Mobility Program or Senior Non-Emergency Medical Program	8	\$ 307,217.80	\$ 13,049.62
<b>V</b> Community Based Transit/Circulators	9	\$ (162,344.30)	\$ -
<b>W</b> Safe Transit Stops	10	\$ -	\$ -
<b>X</b> Environmental Cleanup Program (Water Quality)	11	\$ (97,246.00)	\$ -
Other*	12	\$ -	\$ -
<b>Balances at Beginning of Fiscal Year</b>	13	\$ 1,007,595.33	\$ 105,029.89
Monies Made Available During Fiscal Year	14	\$ 2,837,789.41	\$ 5,438.23
<b>Total Monies Available (Sum Lines 13 &amp; 14)</b>	15	\$ 3,845,384.74	\$ 110,468.12
Expenditures During Fiscal Year	16	\$ 1,362,160.10	\$ 44,101.82
<b>Balances at End of Fiscal Year</b>			
<b>A-M</b> Freeway Projects	17	\$ -	\$ -
<b>O</b> Regional Capacity Program (RCP)	18	\$ (279,465.75)	\$ -
<b>P</b> Regional Traffic Signal Synchronization Program (RTSSP)	19	\$ (44,987.32)	\$ 548.00
<b>Q</b> Local Fair Share	20	\$ 2,810,275.82	\$ 54,063.55
<b>R</b> High Frequency Metrolink Service	21	\$ -	\$ -
<b>S</b> Transit Extensions to Metrolink	22	\$ -	\$ -
<b>T</b> Convert Metrolink Station(s) to Regional Gateways that connect Orange County with High-Speed Rail Systems	23	\$ -	\$ -
<b>U</b> Senior Mobility Program or Senior Non-Emergency Medical Program	24	\$ 417,579.62	\$ 11,754.75
<b>V</b> Community Based Transit/Circulators	25	\$ (162,344.30)	\$ -
<b>W</b> Safe Transit Stops	26	\$ -	\$ -
<b>X</b> Environmental Cleanup Program (Water Quality)	27	\$ (257,833.43)	\$ -
Other*	28	\$ -	\$ -


\* Please provide a specific description

**M2 Expenditure Report**  
**Fiscal Year Ended June 30, 2021**  
**Sources and Uses**

Description	Line No.	Amount	Interest
<b>Revenues:</b>			
<b>A-M</b> Freeway Projects	1	\$ -	\$ -
<b>O</b> Regional Capacity Program (RCP)	2	\$ 385,486.00	\$ -
<b>P</b> Regional Traffic Signal Synchronization Program (RTSSP)	3	\$ 670,730.72	\$ -
<b>Q</b> Local Fair Share	4	\$ 1,637,133.66	\$ 1,911.10
<b>R</b> High Frequency Metrolink Service	5	\$ -	\$ -
<b>S</b> Transit Extensions to Metrolink	6	\$ -	\$ -
<b>T</b> Convert Metrolink Station(s) to Regional Gateways that connect Orange County with High-Speed Rail Systems	7	\$ -	\$ -
<b>U</b> Senior Mobility Program or Senior Non-Emergency Medical Program	8	\$ 126,507.55	\$ 3,527.13
<b>V</b> Community Based Transit/Circulators	9	\$ -	\$ -
<b>W</b> Safe Transit Stops	10	\$ 17,931.48	\$ -
<b>X</b> Environmental Cleanup Program (Water Quality)	11	\$ -	\$ -
Other*	12	\$ -	\$ -
<b>TOTAL REVENUES (Sum lines 1 to 12)</b>	13	\$ 2,837,789.41	\$ 5,438.23
<b>Expenditures:</b>			
<b>A-M</b> Freeway Projects	14	\$ -	\$ -
<b>O</b> Regional Capacity Program (RCP)	15	\$ 37,500.00	\$ -
<b>P</b> Regional Traffic Signal Synchronization Program (RTSSP)	16	\$ 39,379.51	\$ -
<b>Q</b> Local Fair Share	17	\$ 1,090,615.95	\$ 39,279.82
<b>R</b> High Frequency Metrolink Service	18	\$ -	\$ -
<b>S</b> Transit Extensions to Metrolink	19	\$ -	\$ -
<b>T</b> Convert Metrolink Station(s) to Regional Gateways that connect Orange County with High-Speed Rail Systems	20	\$ -	\$ -
<b>U</b> Senior Mobility Program or Senior Non-Emergency Medical Program	21	\$ 16,145.73	\$ 4,822.00
<b>V</b> Community Based Transit/Circulators	22	\$ -	\$ -
<b>W</b> Safe Transit Stops	23	\$ 17,931.48	\$ -
<b>X</b> Environmental Cleanup Program (Water Quality)	24	\$ 160,587.43	\$ -
Other*	25	\$ -	\$ -
<b>TOTAL EXPENDITURES (Sum lines 14 to 25)</b>	26	\$ 1,362,160.10	\$ 44,101.82
<b>TOTAL BALANCE (Subtract line 26 from 13)</b>	27	\$ 1,475,629.31	\$ (38,663.59)

\* Please provide a specific description

**M2 Expenditure Report**  
**Fiscal Year Ended June 30, 2021**  
**Streets and Roads Detailed Use of Funds**

Type of Expenditure	Line No.	MOE	Developer / Impact Fees <sup>+</sup>	O	O Interest	P	P Interest	Q	Q Interest	X	X Interest	Other M2 <sup>2</sup>	Other M2 Interest	Other*	TOTAL
<b>Indirect and/or Overhead</b>	1	\$ 913,401.00	\$ -	\$ -	\$ -	\$ -	\$ -	\$ 45,787.75	\$ -	\$ -	\$ -	\$ -	\$ -	\$ -	\$ 959,188.75
<b>Construction &amp; Right-of-Way</b>															
New Street Construction	2	\$ -	\$ -	\$ -	\$ -	\$ -	\$ -	\$ -	\$ -	\$ -	\$ -	\$ -	\$ -	\$ -	\$ -
Street Reconstruction	3	\$ -	\$ -	\$ 37,500.00	\$ -	\$ -	\$ -	\$ 37,115.09	\$ -	\$ -	\$ -	\$ -	\$ -	\$ -	\$ 74,615.09
Signals, Safety Devices, & Street Lights	4	\$ -	\$ -	\$ -	\$ -	\$ -	\$ -	\$ -	\$ -	\$ -	\$ -	\$ -	\$ -	\$ -	\$ -
Pedestrian Ways & Bikepaths	5	\$ -	\$ -	\$ -	\$ -	\$ -	\$ -	\$ -	\$ -	\$ -	\$ -	\$ -	\$ -	\$ -	\$ -
Storm Drains	6	\$ -	\$ -	\$ -	\$ -	\$ -	\$ -	\$ -	\$ -	\$ -	\$ -	\$ -	\$ -	\$ -	\$ -
Storm Damage	7	\$ -	\$ -	\$ -	\$ -	\$ -	\$ -	\$ -	\$ -	\$ -	\$ -	\$ -	\$ -	\$ -	\$ -
<b>Total Construction<sup>1</sup></b>	8	\$ -	\$ -	\$ 37,500.00	\$ -	\$ -	\$ -	\$ 37,115.09	\$ -	\$ -	\$ -	\$ -	\$ -	\$ -	\$ 74,615.09
Right of Way Acquisition	9	\$ -	\$ -	\$ -	\$ -	\$ -	\$ -	\$ -	\$ -	\$ -	\$ -	\$ -	\$ -	\$ -	\$ -
<b>Total Construction &amp; Right-of-Way</b>	10	\$ -	\$ -	\$ 37,500.00	\$ -	\$ -	\$ -	\$ 37,115.09	\$ -	\$ -	\$ -	\$ -	\$ -	\$ -	\$ 74,615.09
<b>Maintenance</b>															
Patching	11	\$ 1,778,870.00	\$ -	\$ -	\$ -	\$ -	\$ -	\$ -	\$ -	\$ -	\$ -	\$ -	\$ -	\$ -	\$ 1,778,870.00
Overlay & Sealing	12	\$ -	\$ -	\$ -	\$ -	\$ -	\$ -	\$ 1,007,713.11	\$ 39,279.82	\$ -	\$ -	\$ -	\$ -	\$ -	\$ 1,046,992.93
Street Lights & Traffic Signals	13	\$ 1,395,700.00	\$ -	\$ -	\$ -	\$ 39,379.51	\$ -	\$ -	\$ -	\$ -	\$ -	\$ -	\$ -	\$ -	\$ 1,435,079.51
Storm Damage	14	\$ -	\$ -	\$ -	\$ -	\$ -	\$ -	\$ -	\$ -	\$ -	\$ -	\$ -	\$ -	\$ -	\$ -
Other Street Purpose Maintenance	15	\$ 713,123.00	\$ -	\$ -	\$ -	\$ -	\$ -	\$ -	\$ -	\$ 160,587.43	\$ -	\$ 17,931.48	\$ -	\$ -	\$ 891,641.91
<b>Total Maintenance<sup>1</sup></b>	16	\$ 3,887,693.00	\$ -	\$ -	\$ -	\$ 39,379.51	\$ -	\$ 1,007,713.11	\$ 39,279.82	\$ 160,587.43	\$ -	\$ 17,931.48	\$ -	\$ -	\$ 5,152,584.35
<b>Other</b>	17		\$ -	\$ -	\$ -	\$ -	\$ -	\$ -	\$ -	\$ -	\$ -	\$ 16,145.73	\$ 4,822.00	\$ -	\$ 20,967.73
<b>GRAND TOTALS (Sum Lines 1, 10, 16, 17)</b>	18	\$ 4,801,094.00	\$ -	\$ 37,500.00	\$ -	\$ 39,379.51	\$ -	\$ 1,090,615.95	\$ 39,279.82	\$ 160,587.43	\$ -	\$ 34,077.21	\$ 4,822.00	\$ -	\$ 6,207,355.92
<b>Finance Director Confirmation</b>	19	Any California State Constitution Article XIX streets and road eligible expenditure may be "counted" in local jurisdictions' calculation of MOE if the activity is supported (funded) by a local jurisdictions' discretionary funds (e.g. general fund). The California State Controller also provides useful information on Article XIX and the Streets and Highways Code eligible expenditures in its "Guidelines Relating to Gas Tax Expenditures for Cities and Counties". I have reviewed and am aware of these guidelines and their applicability in calculating and reporting on Maintenance of Effort expenditures.  Finance Director initial: 													

<sup>1</sup> Includes direct charges for staff time  
<sup>2</sup> Other M2 includes A-M, R,S,T,U,V, and W  
 + Transportation related only  
 \* Please provide a specific description

Project	Description
A-M	Freeway Projects
O	Regional Capacity Program (RCP)
P	Regional Traffic Signal Synchronization Program (RTSSP)
Q	Local Fair Share
R	High Frequency Metrolink Service
S	Transit Extensions to Metrolink
T	Convert Metrolink Station(s) to Regional Gateways that connect Orange County with High-Speed Rail Systems
U	Senior Mobility Program or Senior Non-Emergency Medical Program
V	Community Based Transit/Circulators
W	Safe Transit Stops
X	Environmental Cleanup Program (Water Quality)





**M2 Expenditure Report  
Fiscal Year Ended June 30, 2021**

I hereby certify that:

All the information attached herein and included in schedules 1 through 4 is true and accurate to the best of my knowledge;

The interest earned on Net Revenues allocated pursuant to the Ordinance shall be expended only for those purposes for which the Net Revenues were allocated;

The City of Mission Viejo is aware of the State Controller’s “Guidelines Relating to Gas Tax Expenditures for Cities and Counties”, which is a guide for determining MOE Expenditures for M2 Eligibility purposes;

The City's Expenditure Report is in compliance with direction provided in the State Controller’s “Guidelines Relating to Gas Tax Expenditures for Cities and Counties;” and


The City of Mission Viejo has expended in this fiscal year an amount of local discretionary funds for streets and roads purposes at least equal to one of the maintenance of effort requirements below<sup>10</sup>:

A) The City/County met the existing FY 2020-21 MOE benchmark dollar amount.

B) The City/County met a proportional MOE benchmark amount of FY 2020-21 General Funds Revenues that is at least equal to the percent listed in column C of Exhibit 2 in the M2 Eligibility Guidelines.

Cheryl Dyas  
\_\_\_\_\_  
Director of Finance (Print Name)

11/19/21  
\_\_\_\_\_  
Date

  
\_\_\_\_\_  
Signature

<sup>10</sup> An actual General Fund Revenue excerpt from a jurisdiction’s Comprehensive Annual Finance Report (CAFR) must be provided as backup documentation.

RESOLUTION NO. 21-44

A RESOLUTION OF THE CITY COUNCIL OF THE CITY OF  
MISSION VIEJO ADOPTING THE MEASURE M2  
EXPENDITURE REPORT FOR THE CITY OF MISSION VIEJO

WHEREAS, local jurisdictions are required to meet eligibility requirements and submit eligibility verification packages to the Orange County Transportation Authority (OCTA) in order to remain eligible to receive M2 funds; and

WHEREAS, local jurisdictions are required to adopt an annual M2 Expenditure Report as part of one of the eligibility requirements; and

WHEREAS, local jurisdictions are required to account for Net Revenues, developer/traffic impact fees, and funds expended by local jurisdiction in the M2 Expenditure Report that satisfy the Maintenance of Effort requirements; and

WHEREAS, the M2 Expenditure Report shall include all Net Revenue fund balances, interest earned and expenditures identified by type and program or project; and

WHEREAS, the M2 Expenditure Report must be adopted and submitted to the OCTA each year within six months of the end of the local jurisdiction's fiscal year to be eligible to receive Net Revenues as part of M2.


NOW, THEREFORE, THE COUNCIL OF THE CITY OF MISSION VIEJO, CALIFORNIA DOES HEREBY RESOLVE, DETERMINE, AND ORDER AS FOLLOWS:

SECTION 1. The M2 Expenditure Report is in conformance with the template provided in the Measure M2 Eligibility Guidelines and accounts for Net Revenues including interest earned, expenditures during the fiscal year, and balances at the end of fiscal year.

SECTION 2. The M2 Expenditure Report is hereby adopted by the City of Mission Viejo.

SECTION 3. The City of Mission Viejo Director of Administrative Services is hereby authorized to sign and submit the M2 Expenditure Report to OCTA for the fiscal year ending June 30, 2021.

PASSED, APPROVED, AND ADOPTED this 14<sup>th</sup> day of December, 2021.



Trish Kelley  
Mayor

I, Kimberly Schmitt, City Clerk of the City of Mission Viejo, hereby certify that the foregoing resolution was duly adopted by the City Council of the City of Mission Viejo at a regular meeting thereof, held on the 14th day of December, 2021, by the following vote of the City Council:

AYES: Bucknum, Goodell, Kelley, Raths, and Sachs  
NOES: None  
ABSENT: None



Kimberly Schmitt  
City Clerk



**Orange County Transportation Authority**

**M2 Fact Sheet**

**City of Newport Beach**

**Fiscal Year Ended June 30, 2021**

**Council Action** 11/16/2021

**Signed Resolution** Yes

**Revised Final Report?** No

	<u>Actual</u>	<u>Benchmark</u>
<b>MOE Expenditures</b>	\$17,776,641	\$12,547,102

<b>Project</b>	<b>Beginning Balance A</b>	<b>Revenues Claimed B</b>	<b>Expenditures C</b>	<b>Ending Balance D</b>	<b>Verify A+B-C-D</b>
M2 Fairshare	2,134,389	1,972,205	947,044	3,159,551	0
M2 Fairshare Interest	-1	4,103	4,103	-1	0
M2 CTFP (Project O)	226	45,966	45,966	226	0
M2 CTFP (Project O) Interest	0	0	0	0	0
Regional Traffic Signal Synchronization Program	0	0	0	0	0
Regional Traffic Signal Synchronization Program Int	0	0	0	0	0
SMP or Senior Non-Emergency Medical	0	143,973	143,973	0	0
SMP or Senior Non-Emergency Medical Interest	0	71	71	0	0
Community Based Transit/Circulators	-366,887	0	17,445	-384,332	0
Community Based Transit/Circulators Interest	0	0	0	0	0
Water Quality Program (Project X)	-413,975	101,466	-25,000	-287,508	0
Water Quality Program (Project X) Interest	0	0	0	0	0
Other	-66,027	0	-66,027	0	0
Other Interest	0	0	0	0	0
<b>Grand Total</b>	<b>1,287,726</b>	<b>2,267,785</b>	<b>1,067,575</b>	<b>2,487,936</b>	<b>0</b>

**M2 Expenditure Report**  
**Fiscal Year Ended June 30, 2021**  
**Beginning and Ending Balances**

Description	Line No.	Amount	Interest
<b>Balances at Beginning of Fiscal Year</b>			
<b>A-M</b> Freeway Projects	1	\$ -	\$ -
<b>O</b> Regional Capacity Program (RCP)	2	\$ 226	\$ -
<b>P</b> Regional Traffic Signal Synchronization Program (RTSSP)	3	\$ -	\$ -
<b>Q</b> Local Fair Share	4	\$ 2,134,389	\$ -
<b>R</b> High Frequency Metrolink Service	5	\$ -	\$ -
<b>S</b> Transit Extensions to Metrolink	6	\$ -	\$ -
<b>T</b> Convert Metrolink Station(s) to Regional Gateways that connect Orange County with High-Speed Rail Systems	7	\$ -	\$ -
<b>U</b> Senior Mobility Program or Senior Non-Emergency Medical Program	8	\$ -	\$ -
<b>V</b> Community Based Transit/Circulators	9	\$ (266,617)	\$ -
<b>W</b> Safe Transit Stops	10	\$ -	\$ -
<b>X</b> Environmental Cleanup Program (Water Quality)	11	\$ (131,475)	\$ -
Other*	12	\$ -	\$ -
<b>Balances at Beginning of Fiscal Year</b>	13	\$ 1,736,523	\$ -
Monies Made Available During Fiscal Year	14	\$ 2,263,610	\$ 4,174
<b>Total Monies Available (Sum Lines 13 &amp; 14)</b>	15	\$ 4,000,133	\$ 4,174
Expenditures During Fiscal Year	16	\$ 1,129,428	\$ 4,174
<b>Balances at End of Fiscal Year</b>			
<b>A-M</b> Freeway Projects	17	\$ -	\$ -
<b>O</b> Regional Capacity Program (RCP)	18	\$ 226	\$ -
<b>P</b> Regional Traffic Signal Synchronization Program (RTSSP)	19	\$ -	\$ -
<b>Q</b> Local Fair Share	20	\$ 3,159,550	\$ -
<b>R</b> High Frequency Metrolink Service	21	\$ -	\$ -
<b>S</b> Transit Extensions to Metrolink	22	\$ -	\$ -
<b>T</b> Convert Metrolink Station(s) to Regional Gateways that connect Orange County with High-Speed Rail Systems	23	\$ -	\$ -
<b>U</b> Senior Mobility Program or Senior Non-Emergency Medical Program	24	\$ -	\$ -
<b>V</b> Community Based Transit/Circulators	25	\$ (284,062)	\$ -
<b>W</b> Safe Transit Stops	26	\$ -	\$ -
<b>X</b> Environmental Cleanup Program (Water Quality)	27	\$ (5,009)	\$ -
Other*	28	\$ -	\$ -

\* Please provide a specific description

**M2 Expenditure Report**  
**Fiscal Year Ended June 30, 2021**  
**Sources and Uses**

Description	Line No.	Amount	Interest
<b>Revenues:</b>			
<b>A-M</b> Freeway Projects	1	\$ -	\$ -
<b>O</b> Regional Capacity Program (RCP) (See note below)	2	\$ 45,966	\$ -
<b>P</b> Regional Traffic Signal Synchronization Program (RTSSP)	3	\$ -	\$ -
<b>Q</b> Local Fair Share	4	\$ 1,972,205	\$ 4,103
<b>R</b> High Frequency Metrolink Service	5	\$ -	\$ -
<b>S</b> Transit Extensions to Metrolink	6	\$ -	\$ -
<b>T</b> Convert Metrolink Station(s) to Regional Gateways that connect Orange County with High-Speed Rail Systems	7	\$ -	\$ -
<b>U</b> Senior Mobility Program or Senior Non-Emergency Medical Program	8	\$ 143,973	\$ 71
<b>V</b> Community Based Transit/Circulators	9	\$ -	\$ -
<b>W</b> Safe Transit Stops	10	\$ -	\$ -
<b>X</b> Environmental Cleanup Program (Water Quality) (See note below)	11	\$ 101,466	\$ -
Other*	12	\$ -	\$ -
<b>TOTAL REVENUES (Sum lines 1 to 12)</b>	13	\$ 2,263,610	\$ 4,174
<b>Expenditures:</b>			
<b>A-M</b> Freeway Projects	14	\$ -	\$ -
<b>O</b> Regional Capacity Program (RCP)	15	\$ 45,966	\$ -
<b>P</b> Regional Traffic Signal Synchronization Program (RTSSP)	16	\$ -	\$ -
<b>Q</b> Local Fair Share	17	\$ 947,044	\$ 4,103
<b>R</b> High Frequency Metrolink Service	18	\$ -	\$ -
<b>S</b> Transit Extensions to Metrolink	19	\$ -	\$ -
<b>T</b> Convert Metrolink Station(s) to Regional Gateways that connect Orange County with High-Speed Rail Systems	20	\$ -	\$ -
<b>U</b> Senior Mobility Program or Senior Non-Emergency Medical Program	21	\$ 143,973	\$ 71
<b>V</b> Community Based Transit/Circulators	22	\$ 17,445	\$ -
<b>W</b> Safe Transit Stops	23	\$ -	\$ -
<b>X</b> Environmental Cleanup Program (Water Quality) (See note below)	24	\$ (25,000)	\$ -
Other*	25	\$ -	\$ -
<b>TOTAL EXPENDITURES (Sum lines 14 to 25)</b>	26	\$ 1,129,428	\$ 4,174
<b>TOTAL BALANCE (Subtract line 26 from 13)</b>	27	\$ 1,134,182	\$ -


\* Please provide a specific description

**Note on Revenues from O:** \$583,938 of cash was received from OCTA, but \$537,972 was deferred to a liability, leaving only \$45,966 of revenue for fiscal year 2020-21. \$537,972 was deferred because the cash was not spent by the end of fiscal year 2020-21.

**Note on Revenues from X:** \$120,216 was received from OCTA, and \$18,750 of prior year revenue was returned to OCTA, for a net of \$101,466.

**Note on Expenditures from X:** \$25,000 of fiscal year 2015-16 expenditures were disallowed by OCTA in fiscal year 2020-21. The general fund transferred \$25,000 to the Measure M Fund in fiscal year 2020-21 to reimburse the Measure M Fund for these disallowed expenditures.

**M2 Expenditure Report**  
**Fiscal Year Ended June 30, 2021**  
**Streets and Roads Detailed Use of Funds**

Type of Expenditure	Line No.	MOE	Developer / Impact Fees <sup>1</sup>	O	O Interest	P	P Interest	Q	Q Interest	X	X Interest	Other M2 <sup>2</sup>	Other M2 Interest	Other*	TOTAL
<b>Indirect and/or Overhead</b>	1	\$ 10,358,536	\$ -	\$ -	\$ -	\$ -	\$ -	\$ -	\$ -	\$ -	\$ -	\$ -	\$ -	\$ -	\$ 10,358,536
<b>Construction &amp; Right-of-Way</b>															
New Street Construction	2	\$ -	\$ -	\$ -	\$ -	\$ -	\$ -	\$ -	\$ -	\$ -	\$ -	\$ -	\$ -	\$ -	\$ -
Street Reconstruction	3	\$ 868,587	\$ -	\$ -	\$ -	\$ -	\$ -	\$ 838,682	\$ 3,634	\$ -	\$ -	\$ -	\$ -	\$ -	\$ 1,710,903
Signals, Safety Devices, & Street Lights	4	\$ 468,211	\$ -	\$ -	\$ -	\$ -	\$ -	\$ -	\$ -	\$ -	\$ -	\$ -	\$ -	\$ -	\$ 468,211
Pedestrian Ways & Bikepaths	5	\$ 104,240	\$ -	\$ 45,966	\$ -	\$ -	\$ -	\$ 108,362	\$ 469	\$ -	\$ -	\$ -	\$ -	\$ -	\$ 259,037
Storm Drains	6	\$ 456,902	\$ -	\$ -	\$ -	\$ -	\$ -	\$ -	\$ -	\$ -	\$ -	\$ -	\$ -	\$ -	\$ 456,902
Storm Damage	7	\$ -	\$ -	\$ -	\$ -	\$ -	\$ -	\$ -	\$ -	\$ -	\$ -	\$ -	\$ -	\$ -	\$ -
<b>Total Construction<sup>1</sup></b>	8	\$ 1,897,940	\$ -	\$ 45,966	\$ -	\$ -	\$ -	\$ 947,044	\$ 4,103	\$ -	\$ -	\$ -	\$ -	\$ -	\$ 2,895,053
Right of Way Acquisition	9	\$ -	\$ -	\$ -	\$ -	\$ -	\$ -	\$ -	\$ -	\$ -	\$ -	\$ -	\$ -	\$ -	\$ -
<b>Total Construction &amp; Right-of-Way</b>	10	\$ 1,897,940	\$ -	\$ 45,966	\$ -	\$ -	\$ -	\$ 947,044	\$ 4,103	\$ -	\$ -	\$ -	\$ -	\$ -	\$ 2,895,053
<b>Maintenance</b>															
Patching	11	\$ -	\$ -	\$ -	\$ -	\$ -	\$ -	\$ -	\$ -	\$ -	\$ -	\$ -	\$ -	\$ -	\$ -
Overlay & Sealing	12	\$ 1,667,918	\$ -	\$ -	\$ -	\$ -	\$ -	\$ -	\$ -	\$ -	\$ -	\$ -	\$ -	\$ -	\$ 1,667,918
Street Lights & Traffic Signals	13	\$ 789,978	\$ 6,292	\$ -	\$ -	\$ -	\$ -	\$ -	\$ -	\$ -	\$ -	\$ -	\$ -	\$ -	\$ 796,270
Storm Damage	14	\$ -	\$ -	\$ -	\$ -	\$ -	\$ -	\$ -	\$ -	\$ -	\$ -	\$ -	\$ -	\$ -	\$ -
Other Street Purpose Maintenance	15	\$ 3,062,269	\$ -	\$ -	\$ -	\$ -	\$ -	\$ -	\$ -	\$ -	\$ -	\$ -	\$ -	\$ -	\$ 3,062,269
<b>Total Maintenance<sup>1</sup></b>	16	\$ 5,520,165	\$ 6,292	\$ -	\$ -	\$ -	\$ -	\$ -	\$ -	\$ -	\$ -	\$ -	\$ -	\$ -	\$ 5,526,457
<b>Other</b>	17	\$ -	\$ -	\$ -	\$ -	\$ -	\$ -	\$ -	\$ -	\$ (25,000)	\$ -	\$ 161,418	\$ 71	\$ -	\$ 136,489
<b>GRAND TOTALS (Sum Lines 1, 10, 16, 17)</b>	18	\$ 17,776,641	\$ 6,292	\$ 45,966	\$ -	\$ -	\$ -	\$ 947,044	\$ 4,103	\$ (25,000)	\$ -	\$ 161,418	\$ 71	\$ -	\$ 18,916,535
<b>Finance Director Confirmation</b>	19	Any California State Constitution Article XIX streets and road eligible expenditure may be "counted" in local jurisdictions' calculation of MOE if the activity is supported (funded) by a local jurisdictions' discretionary funds (e.g. general fund). The California State Controller also provides useful information on Article XIX and the Streets and Highways Code eligible expenditures in its "Guidelines Relating to Gas Tax Expenditures for Cities and Counties". I have reviewed and am aware of these guidelines and their applicability in calculating and reporting on Maintenance of Effort expenditures. Finance Director initial: 													

<sup>1</sup> Includes direct charges for staff time  
<sup>2</sup> Other M2 includes A-M, R,S,T,U,V, and W  
 + Transportation related only  
 \* Please provide a specific description

**Legend**

Project	Description
A-M	Freeway Projects
O	Regional Capacity Program (RCP)
P	Regional Traffic Signal Synchronization Program (RTSSP)
Q	Local Fair Share
R	High Frequency Metrolink Service
S	Transit Extensions to Metrolink
T	Convert Metrolink Station(s) to Regional Gateways that connect Orange County with High-Speed Rail Systems
U	Senior Mobility Program or Senior Non-Emergency Medical Program
V	Community Based Transit/Circulators
W	Safe Transit Stops
X	Environmental Cleanup Program (Water Quality)






**M2 Expenditure Report  
Fiscal Year Ended June 30, 2021**

I hereby certify that:

- All the information attached herein and included in schedules 1 through 4 is true and accurate to the best of my knowledge;
- The interest earned on Net Revenues allocated pursuant to the Ordinance shall be expended only for those purposes for which the Net Revenues were allocated;
- The City of Newport Beach is aware of the State Controller’s “Guidelines Relating to Gas Tax Expenditures for Cities and Counties”, which is a guide for determining MOE Expenditures for M2 Eligibility purposes;
- The City’s Expenditure Report is in compliance with direction provided in the State Controller’s “Guidelines Relating to Gas Tax Expenditures for Cities and Counties;” and
- The City of Newport Beach has expended in this fiscal year an amount of local discretionary funds for streets and roads purposes at least equal to one of the maintenance of effort requirements below<sup>10</sup>:
  - A) The City met the existing FY 2020-21 MOE benchmark dollar amount.
  - B) The City met a proportional MOE benchmark amount of FY 2020-21 General Funds Revenues that is at least equal to the percent listed in column C of Exhibit 2 in the M2 Eligibility Guidelines.

Scott Catlett  
Director of Finance (Print Name)

11/1/21  
Date

  
\_\_\_\_\_  
Signature

<sup>10</sup> An actual General Fund Revenue excerpt from a jurisdiction’s Comprehensive Annual Finance Report (CAFR) must be provided as backup documentation.

**RESOLUTION NO. 2021-113**

**A RESOLUTION OF THE CITY COUNCIL OF THE CITY OF NEWPORT BEACH, CALIFORNIA, CONCERNING THE MEASURE M2 EXPENDITURE REPORT FOR THE CITY OF NEWPORT BEACH FOR THE FISCAL YEAR ENDING JUNE 30, 2021**

**WHEREAS**, local jurisdictions are required to meet eligibility requirements and submit eligibility verification packages to the Orange County Transportation Authority (“OCTA”) in order to remain eligible to receive Measure M2 (“M2”) funds;

**WHEREAS**, local jurisdictions are required to adopt an annual expenditure report as part of the eligibility requirements (“Expenditure Report”), attached hereto as Exhibit A and incorporated herein by reference;

**WHEREAS**, local jurisdictions are required to account for developer/traffic impact fees, and funds expended by the local jurisdiction in the Expenditure Report that satisfy OCTA’s Maintenance of Effort requirements;

**WHEREAS**, local jurisdictions are also required to account for Net Revenues in such Expenditure Report, which is defined by OCTA as “[a]ll of the gross revenues generated from the transactions and use tax plus any interest or other earnings thereon (collectively, "Revenues"), after the deduction for: (i) amounts payable to the State Board of Equalization for the performance of functions incidental to the administration and operation of the Ordinance, (ii) costs for the administration of the Ordinance as provided herein, (iii) two percent (2%) of the Revenues annually allocated for Environmental Cleanup, and (iv) satisfaction of debt service requirements of all bonds issued pursuant to the Ordinance that are not satisfied out of separate allocations, shall be defined as “Net Revenues” and shall be allocated solely for the transportation purposes described in the Ordinance”;

**WHEREAS**, the Expenditure Report shall include all Net Revenue fund balances, interest earned and expenditures identified by type and program or project; and

**WHEREAS**, the Expenditure Report must be adopted and submitted to OCTA each year within six months of the end of the local jurisdiction’s fiscal year to be eligible to receive Net Revenues as part of M2.

**NOW, THEREFORE**, the City Council of the City of Newport Beach resolves as follows:

**Section 1:** The City Council does hereby inform OCTA that:

- a) The Expenditure Report is in conformance with the template provided in the Measure M2 Eligibility Guidelines and accounts for Net Revenues including interest earned, expenditures during the fiscal year, and balances at the end of fiscal year.
- b) The Expenditure Report is hereby adopted by the City of Newport Beach.
- c) The City of Newport Beach Finance Director is hereby authorized to sign and submit the M2 Expenditure Report to OCTA for the fiscal year ending June 30, 2021.


**Section 2:** The recitals provided in this resolution are true and correct and are incorporated into the operative part of this resolution.

**Section 3:** If any section, subsection, sentence, clause or phrase of this resolution is, for any reason, held to be invalid or unconstitutional, such decision shall not affect the validity or constitutionality of the remaining portions of this resolution. The City Council hereby declares that it would have passed this resolution, and each section, subsection, sentence, clause or phrase hereof, irrespective of the fact that any one or more sections, subsections, sentences, clauses or phrases be declared invalid or unconstitutional.

**Section 4:** The City Council finds the adoption of this resolution is not subject to the California Environmental Quality Act ("CEQA") pursuant to Sections 15060(c)(2) (the activity will not result in a direct or reasonably foreseeable indirect physical change in the environment) and 15060(c)(3) (the activity is not a project as defined in Section 15378) of the CEQA Guidelines, California Code of Regulations, Title 14, Division 6, Chapter 3, because it has no potential for resulting in physical change to the environment, directly or indirectly.


**Section 5:** This resolution shall take effect immediately upon its adoption by the City Council, and the City Clerk shall certify the vote adopting the resolution.

**ADOPTED** this 16th day of November 2021.

  
\_\_\_\_\_  
Brad Avery  
Mayor

**ATTEST:**

  
\_\_\_\_\_  
Leilani I. Brown  
City Clerk



**APPROVED AS TO FORM:**  
CITY ATTORNEY'S OFFICE

  
\_\_\_\_\_  
Aaron C. Harp  
City Attorney

Attachment: Exhibit A – Expenditure Report

STATE OF CALIFORNIA                    }  
COUNTY OF ORANGE                    }  
CITY OF NEWPORT BEACH                }            ss.


I, Leilani I. Brown, City Clerk of the City of Newport Beach, California, do hereby certify that the whole number of members of the City Council is seven; the foregoing resolution, being Resolution No. 2021-113 was duly introduced before and adopted by the City Council of said City at a regular meeting of said Council held on the 16<sup>th</sup> day of November, 2021; and the same was so passed and adopted by the following vote, to wit:

AYES: Mayor Brad Avery, Council Member Noah Blom, Council Member Joy Brenner,  
Council Member Diane Dixon, Council Member Duffy Duffield, Council Member Will  
O'Neill

NAYS: None

RECUSED: Mayor Pro Tem Kevin Muldoon

IN WITNESS WHEREOF, I have hereunto subscribed my name and affixed the official seal of said City this 17<sup>th</sup> day of November, 2021.



\_\_\_\_\_  
Leilani I. Brown  
City Clerk  
Newport Beach, California





# Orange County Transportation Authority

## M2 Fact Sheet

City of Orange

Fiscal Year Ended June 30, 2021

Council Action 11/9/2021

Signed Resolution Yes

Revised Final Report? No

	<u>Actual</u>	<u>Benchmark</u>
<b>MOE Expenditures</b>	\$3,561,178	\$3,392,885

Project	Beginning Balance A	Revenues Claimed B	Expenditures C	Ending Balance D	Verify A+B-C-D
M2 Fairshare	2,355,220	3,017,313	2,383,331	2,989,202	0
M2 Fairshare Interest	348,886	0	0	348,886	0
M2 CTFP (Project O)	-810,865	599,501	22,022	-233,386	0
M2 CTFP (Project O) Interest	0	0	0	0	0
SMP or Senior Non-Emergency Medical	189,145	136,747	48,471	277,422	0
SMP or Senior Non-Emergency Medical Interest	0	1,655	1,655	0	0
Safe Transit Stops	0	0	0	0	0
Safe Transit Stops Interest	0	0	0	0	0
Water Quality Program (Project X)	288,740	0	0	288,740	0
Water Quality Program (Project X) Interest	0	0	0	0	0
Other	112,661	16,000	3,108	125,553	0
Other Interest	0	0	0	0	0
<b>Grand Total</b>	<b>2,483,788</b>	<b>3,771,216</b>	<b>2,458,587</b>	<b>3,796,417</b>	<b>0</b>

**M2 Expenditure Report**  
**Fiscal Year Ended June 30, 2021**  
**Beginning and Ending Balances**

Description	Line No.	Amount	Interest
<b>Balances at Beginning of Fiscal Year</b>			
<b>A-M</b> Freeway Projects	1	\$ -	\$ -
<b>O</b> Regional Capacity Program (RCP)	2	\$ (810,865.28)	\$ -
<b>P</b> Regional Traffic Signal Synchronization Program (RTSSP)	3	\$ -	\$ -
<b>Q</b> Local Fair Share	4	\$ 2,355,219.00	\$ 348,886
<b>R</b> High Frequency Metrolink Service	5	\$ -	\$ -
<b>S</b> Transit Extensions to Metrolink	6	\$ -	\$ -
<b>T</b> Convert Metrolink Station(s) to Regional Gateways that connect Orange County with High-Speed Rail Systems	7	\$ -	\$ -
<b>U</b> Senior Mobility Program or Senior Non-Emergency Medical Program	8	\$ 189,145.00	\$ -
<b>V</b> Community Based Transit/Circulators	9	\$ -	\$ -
<b>W</b> Safe Transit Stops	10	\$ -	\$ -
<b>X</b> Environmental Cleanup Program (Water Quality)	11	\$ 288,740.00	\$ -
Other*	12	\$ 112,661.00	\$ -
<b>Balances at Beginning of Fiscal Year</b>	13	\$ 2,134,899.72	\$ 348,886
Monies Made Available During Fiscal Year	14	\$ 3,769,563.23	\$ 1,655
<b>Total Monies Available (Sum Lines 13 &amp; 14)</b>	15	\$ 5,904,462.95	\$ 350,541
Expenditures During Fiscal Year	16	\$ 2,456,931.84	\$ 1,655
<b>Balances at End of Fiscal Year</b>			
<b>A-M</b> Freeway Projects	17	\$ -	\$ -
<b>O</b> Regional Capacity Program (RCP)	18	\$ (233,386.23)	\$ -
<b>P</b> Regional Traffic Signal Synchronization Program (RTSSP)	19	\$ -	\$ -
<b>Q</b> Local Fair Share	20	\$ 2,989,202.23	\$ 348,886
<b>R</b> High Frequency Metrolink Service	21	\$ -	\$ -
<b>S</b> Transit Extensions to Metrolink	22	\$ -	\$ -
<b>T</b> Convert Metrolink Station(s) to Regional Gateways that connect Orange County with High-Speed Rail Systems	23	\$ -	\$ -
<b>U</b> Senior Mobility Program or Senior Non-Emergency Medical Program	24	\$ 277,422.34	\$ -
<b>V</b> Community Based Transit/Circulators	25	\$ -	\$ -
<b>W</b> Safe Transit Stops	26	\$ -	\$ -
<b>X</b> Environmental Cleanup Program (Water Quality)	27	\$ 288,740.00	\$ -
Other*	28	\$ 125,552.77	\$ -

\* Please provide a specific description




**M2 Expenditure Report**  
**Fiscal Year Ended June 30, 2021**  
**Sources and Uses**

Description	Line No.	Amount	Interest
<b>Revenues:</b>			
<b>A-M</b> Freeway Projects	1	\$ -	\$ -
<b>O</b> Regional Capacity Program (RCP)	2	\$ 599,501	\$ -
<b>P</b> Regional Traffic Signal Synchronization Program (RTSSP)	3	\$ -	\$ -
<b>Q</b> Local Fair Share	4	\$ 3,017,314	\$ -
<b>R</b> High Frequency Metrolink Service	5	\$ -	\$ -
<b>S</b> Transit Extensions to Metrolink	6	\$ -	\$ -
<b>T</b> Convert Metrolink Station(s) to Regional Gateways that connect Orange County with High-Speed Rail Systems	7	\$ -	\$ -
<b>U</b> Senior Mobility Program or Senior Non-Emergency Medical Program	8	\$ 136,748	\$ 1,655
<b>V</b> Community Based Transit/Circulators	9	\$ -	\$ -
<b>W</b> Safe Transit Stops	10	\$ -	\$ -
<b>X</b> Environmental Cleanup Program (Water Quality)	11	\$ -	\$ -
Other*	12	\$ 16,000	\$ -
<b>TOTAL REVENUES (Sum lines 1 to 12)</b>	13	\$ 3,769,563	\$ 1,655
<b>Expenditures:</b>			
<b>A-M</b> Freeway Projects	14	\$ -	\$ -
<b>O</b> Regional Capacity Program (RCP)	15	\$ 22,022	\$ -
<b>P</b> Regional Traffic Signal Synchronization Program (RTSSP)	16	\$ -	\$ -
<b>Q</b> Local Fair Share	17	\$ 2,383,331	\$ -
<b>R</b> High Frequency Metrolink Service	18	\$ -	\$ -
<b>S</b> Transit Extensions to Metrolink	19	\$ -	\$ -
<b>T</b> Convert Metrolink Station(s) to Regional Gateways that connect Orange County with High-Speed Rail Systems	20	\$ -	\$ -
<b>U</b> Senior Mobility Program or Senior Non-Emergency Medical Program	21	\$ 48,471	\$ 1,655
<b>V</b> Community Based Transit/Circulators	22	\$ -	\$ -
<b>W</b> Safe Transit Stops	23	\$ -	\$ -
<b>X</b> Environmental Cleanup Program (Water Quality)	24	\$ -	\$ -
Other*	25	\$ 3,108	\$ -
<b>TOTAL EXPENDITURES (Sum lines 14 to 25)</b>	26	\$ 2,456,932	\$ 1,655
<b>TOTAL BALANCE (Subtract line 26 from 13)</b>	27	\$ 1,312,631	\$ -

\* Project 14040 Main/Chapman to Orangewood Traffic Improvement

**M2 Expenditure Report**  
**Fiscal Year Ended June 30, 2021**  
**Streets and Roads Detailed Use of Funds**

Type of Expenditure	Line No.	MOE	Developer / Impact Fees <sup>+</sup>	O	O Interest	P	P Interest	Q	Q Interest	X	X Interest	Other M2 <sup>2</sup>	Other M2 Interest	Other*	TOTAL
<b>Indirect and/or Overhead</b>	1	\$ 752,613	\$ -	\$ -	\$ -	\$ -	\$ -	\$ 523,357	\$ -	\$ -	\$ -	\$ 48,471	\$ -	\$ 3,108	\$ 1,327,549
<b>Construction &amp; Right-of-Way</b>															
New Street Construction	2	\$ -	\$ -	\$ -	\$ -	\$ -	\$ -	\$ -	\$ -	\$ -	\$ -	\$ -	\$ -	\$ -	\$ -
Street Reconstruction	3	\$ 262,338	\$ -	\$ -	\$ -	\$ -	\$ -	\$ 1,672,688	\$ -	\$ -	\$ -	\$ -	\$ -	\$ -	\$ 1,935,026
Signals, Safety Devices, & Street Lights	4	\$ 593,814	\$ -	\$ 22,022	\$ -	\$ -	\$ -	\$ 187,286	\$ -	\$ -	\$ -	\$ -	\$ -	\$ -	\$ 803,122
Pedestrian Ways & Bikepaths	5	\$ 40,229	\$ -	\$ -	\$ -	\$ -	\$ -	\$ -	\$ -	\$ -	\$ -	\$ -	\$ -	\$ -	\$ 40,229
Storm Drains	6	\$ 20,115	\$ -	\$ -	\$ -	\$ -	\$ -	\$ -	\$ -	\$ -	\$ -	\$ -	\$ -	\$ -	\$ 20,115
Storm Damage	7	\$ -	\$ -	\$ -	\$ -	\$ -	\$ -	\$ -	\$ -	\$ -	\$ -	\$ -	\$ -	\$ -	\$ -
<b>Total Construction<sup>1</sup></b>	8	\$ 916,495	\$ -	\$ 22,022	\$ -	\$ -	\$ -	\$ 1,859,974	\$ -	\$ -	\$ -	\$ -	\$ -	\$ -	\$ 2,798,492
Right of Way Acquisition	9	\$ -	\$ -	\$ -	\$ -	\$ -	\$ -	\$ -	\$ -	\$ -	\$ -	\$ -	\$ -	\$ -	\$ -
<b>Total Construction &amp; Right-of-Way</b>	10	\$ 916,495	\$ -	\$ 22,022	\$ -	\$ -	\$ -	\$ 1,859,974	\$ -	\$ -	\$ -	\$ -	\$ -	\$ -	\$ 2,798,492
<b>Maintenance</b>															
Patching	11	\$ 420,811	\$ -	\$ -	\$ -	\$ -	\$ -	\$ -	\$ -	\$ -	\$ -	\$ -	\$ -	\$ -	\$ 420,811
Overlay & Sealing	12	\$ 22,441	\$ -	\$ -	\$ -	\$ -	\$ -	\$ -	\$ -	\$ -	\$ -	\$ -	\$ -	\$ -	\$ 22,441
Street Lights & Traffic Signals	13	\$ 1,381,494	\$ -	\$ -	\$ -	\$ -	\$ -	\$ -	\$ -	\$ -	\$ -	\$ -	\$ -	\$ -	\$ 1,381,494
Storm Damage	14	\$ 22,441	\$ -	\$ -	\$ -	\$ -	\$ -	\$ -	\$ -	\$ -	\$ -	\$ -	\$ -	\$ -	\$ 22,441
Other Street Purpose Maintenance	15	\$ 44,882	\$ -	\$ -	\$ -	\$ -	\$ -	\$ -	\$ -	\$ -	\$ -	\$ -	\$ -	\$ -	\$ 44,882
<b>Total Maintenance<sup>1</sup></b>	16	\$ 1,892,069	\$ -	\$ -	\$ -	\$ -	\$ -	\$ -	\$ -	\$ -	\$ -	\$ -	\$ -	\$ -	\$ 1,892,069
<b>Other</b>	17		\$ -	\$ -	\$ -	\$ -	\$ -	\$ -	\$ -	\$ -	\$ -	\$ -	\$ 1,655	\$ -	\$ 1,655
<b>GRAND TOTALS (Sum Lines 1, 10, 16, 17)</b>	18	\$ 3,561,178	\$ -	\$ 22,022	\$ -	\$ -	\$ -	\$ 2,383,331	\$ -	\$ -	\$ -	\$ 48,471	\$ 1,655	\$ 3,108	\$ 6,019,765
<b>Finance Director Confirmation</b>	19	Any California State Constitution Article XIX streets and road eligible expenditure may be "counted" in local jurisdictions' calculation of MOE if the activity is supported (funded) by a local jurisdictions' discretionary funds (e.g. general fund). The California State Controller also provides useful information on Article XIX and the Streets and Highways Code eligible expenditures in its "Guidelines Relating to Gas Tax Expenditures for Cities and Counties". I have reviewed and am aware of these guidelines and their applicability in calculating and reporting on Maintenance of Effort expenditures.  Finance Director initial: 													

<sup>1</sup> Includes direct charges for staff time  
<sup>2</sup> Other M2 includes A-M, R,S,T,U,V, and W  
 + Transportation related only  
 \* Please provide a specific description

**Legend**

Project	Description
A-M	Freeway Projects
O	Regional Capacity Program (RCP)
P	Regional Traffic Signal Synchronization Program (RTSSP)
Q	Local Fair Share
R	High Frequency Metrolink Service
S	Transit Extensions to Metrolink
T	Convert Metrolink Station(s) to Regional Gateways that connect Orange County with High-Speed Rail Systems
U	Senior Mobility Program or Senior Non-Emergency Medical Program
V	Community Based Transit/Circulators
W	Safe Transit Stops
X	Environmental Cleanup Program (Water Quality)

**M2 Expenditure Report  
Fiscal Year Ended June 30, 2021  
Local Fair Share Project List**

PROJECT NAME	AMOUNT EXPENDED
00000 - Contractual Services (Part of Maintenance)	337,721
13115 - Reg Salaries - Misc-Pvmnt Mgt	758
13120 - Pavement Management Program	1,818,391
16302 - Minor Traffic Control Devices - Various	75,269
16304 - Biennial Traffic Signal Coordination	5,290
16469 - Traffic Signal Equip Painting	10,000
20383 - Cannon/Serrano Intersection	307
20432 - Project Mgt - Traffic	38,867
30029 - Left turn singal modification	16,747
30030 - Chapman/James Left turn signal	79,980

**M2 Expenditure Report  
Fiscal Year Ended June 30, 2021**

I hereby certify that:

All the information attached herein and included in schedules 1 through 4 is true and accurate to the best of my knowledge;

The interest earned on Net Revenues allocated pursuant to the Ordinance shall be expended only for those purposes for which the Net Revenues were allocated;

The City/County of ORANGE is aware of the State Controller's "Guidelines Relating to Gas Tax Expenditures for Cities and Counties", which is a guide for determining MOE Expenditures for M2 Eligibility purposes;

The City/County's Expenditure Report is in compliance with direction provided in the State Controller's "Guidelines Relating to Gas Tax Expenditures for Cities and Counties;" and

The City/County of ORANGE has expended in this fiscal year an amount of local discretionary funds for streets and roads purposes at least equal to one of the maintenance of effort requirements below<sup>10</sup>:

A) The City/County met the existing FY 2020-21 MOE benchmark dollar amount.

B) The City/County met a proportional MOE benchmark amount of FY 2020-21 General Funds Revenues that is at least equal to the percent listed in column C of Exhibit 2 in the M2 Eligibility Guidelines.

Will Kolbow

Director of Finance (Print Name)

10-14-21

Date



Signature

<sup>10</sup> An actual General Fund Revenue excerpt from a jurisdiction's Comprehensive Annual Finance Report (CAFR) must be provided as backup documentation.

**RESOLUTION NO. 11360**

**A RESOLUTION OF THE CITY COUNCIL OF THE  
CITY OF ORANGE CONCERNING THE FISCAL YEAR  
ENDED JUNE 30, 2021 MEASURE M2 EXPENDITURE  
REPORT FOR THE CITY OF ORANGE**

**WHEREAS**, local jurisdictions are required to meet eligibility requirements and submit eligibility verification packages to the Orange County Transportation Authority (OCTA) in order to remain eligible to receive M2 funds; and

**WHEREAS**, local jurisdictions are required to adopt an annual M2 Expenditure Report as part of one of the eligibility requirements; and

**WHEREAS**, local jurisdictions are required to account for Net Revenues, developer/traffic impact fees, and funds expended by local jurisdiction in the M2 Expenditure Report that satisfy the Maintenance of Effort requirements; and

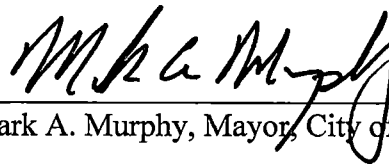
**WHEREAS**, the M2 Expenditure Report shall include all Net Revenue fund balances, interest earned and expenditures identified by type and program or project; and

**WHEREAS**, the M2 Expenditure Report must be adopted and submitted to the OCTA each year within six months of the end of the local jurisdiction's fiscal year to be eligible to receive Net Revenues as part of M2.

**NOW, THEREFORE, BE IT RESOLVED** that the City Council of the City of Orange does hereby inform OCTA that:


- a) The M2 Expenditure Report is in conformance with the template provided in the Measure M2 Eligibility Guidelines and accounts for Net Revenues including interest earned, expenditures during the fiscal year, and balances at the end of fiscal year.
- b) The M2 Expenditure Report is hereby adopted by the City of Orange.
- c) The City of Orange Finance Director is hereby authorized to sign and submit the M2 Expenditure Report to OCTA for the fiscal year ending June 30, 2021.

**ADOPTED** this 9th day of November 2021.



Mark A. Murphy, Mayor, City of Orange

**ATTEST:**




Pamela Coleman, City Clerk, City of Orange

STATE OF CALIFORNIA )  
COUNTY OF ORANGE ) ss.  
CITY OF ORANGE )

I, PAMELA COLEMAN, City Clerk of the City of Orange, California, do hereby certify that the foregoing Resolution was duly and regularly adopted by the City Council of the City of Orange at a regular meeting thereof held on the 9th day of November 2021, by the following vote:

AYES: COUNCILMEMBERS: Nichols, Monaco, Barrios, Dumitru, Tavoularis,  
Gutierrez, and Murphy  
NOES: COUNCILMEMBERS: None  
ABSENT: COUNCILMEMBERS: None  
ABSTAIN: COUNCILMEMBERS: None

  
Pamela Coleman, City Clerk, City of Orange



**Orange County Transportation Authority**

**M2 Fact Sheet**

**City of Placentia**

**Fiscal Year Ended June 30, 2021**

**Council Action** 11/16/2021

**Signed Resolution** Yes

**Revised Final Report?** No

	<u>Actual</u>	<u>Benchmark</u>
<b>MOE Expenditures</b>	\$2,966,730	\$770,006

Project	Beginning Balance A	Revenues Claimed B	Expenditures C	Ending Balance D	Verify A+B-C-D
M2 Fairshare	610,414	512,707	548,805	574,316	0
M2 Fairshare Interest	12,814	1,732	10,910	3,637	0
SMP or Senior Non-Emergency Medical	61,578	19,427	0	81,005	0
SMP or Senior Non-Emergency Medical Interest	0	984	0	984	0
Water Quality Program (Project X)	0	0	0	0	0
Water Quality Program (Project X) Interest	0	0	0	0	0
Other	0	330,115	330,115	0	0
Other Interest	0	0	0	0	0
<b>Grand Total</b>	<b>684,805</b>	<b>864,965</b>	<b>889,829</b>	<b>659,941</b>	<b>0</b>

**M2 Expenditure Report**  
**Fiscal Year Ended June 30, 2021**  
**Beginning and Ending Balances**

Description	Line No.	Amount	Interest
<b>Balances at Beginning of Fiscal Year</b>			
<b>A-M</b> Freeway Projects	1	\$ -	\$ -
<b>O</b> Regional Capacity Program (RCP)	2	\$ -	\$ -
<b>P</b> Regional Traffic Signal Synchronization Program (RTSSP)	3	\$ -	\$ -
<b>Q</b> Local Fair Share	4	\$ 610,413.55	\$ 10,910
<b>R</b> High Frequency Metrolink Service	5	\$ -	\$ -
<b>S</b> Transit Extensions to Metrolink	6	\$ -	\$ -
<b>T</b> Convert Metrolink Station(s) to Regional Gateways that connect Orange County with High-Speed Rail Systems	7	\$ -	\$ -
<b>U</b> Senior Mobility Program or Senior Non-Emergency Medical Program	8	\$ 61,577.16	\$ 1,905
<b>V</b> Community Based Transit/Circulators	9	\$ -	\$ -
<b>W</b> Safe Transit Stops	10	\$ -	\$ -
<b>X</b> Environmental Cleanup Program (Water Quality)	11	\$ 0.19	\$ -
Other*	12	\$ -	\$ -
<b>Balances at Beginning of Fiscal Year</b>	13	\$ 671,990.90	\$ 12,815
Monies Made Available During Fiscal Year	14	\$ 862,248.78	\$ 2,716
<b>Total Monies Available (Sum Lines 13 &amp; 14)</b>	15	\$ 1,534,239.68	\$ 15,530
Expenditures During Fiscal Year	16	\$ 878,919.11	\$ 10,910
<b>Balances at End of Fiscal Year</b>			
<b>A-M</b> Freeway Projects	17	\$ -	\$ -
<b>O</b> Regional Capacity Program (RCP)	18	\$ -	\$ -
<b>P</b> Regional Traffic Signal Synchronization Program (RTSSP)	19	\$ -	\$ -
<b>Q</b> Local Fair Share	20	\$ 574,315.96	\$ 1,732
<b>R</b> High Frequency Metrolink Service	21	\$ -	\$ -
<b>S</b> Transit Extensions to Metrolink	22	\$ -	\$ -
<b>T</b> Convert Metrolink Station(s) to Regional Gateways that connect Orange County with High-Speed Rail Systems	23	\$ -	\$ -
<b>U</b> Senior Mobility Program or Senior Non-Emergency Medical Program	24	\$ 81,004.42	\$ 2,888
<b>V</b> Community Based Transit/Circulators	25	\$ -	\$ -
<b>W</b> Safe Transit Stops	26	\$ -	\$ -
<b>X</b> Environmental Cleanup Program (Water Quality)	27	\$ 0.19	\$ -
Other*	28	\$ -	\$ -

\* Please provide a specific description




**M2 Expenditure Report**  
**Fiscal Year Ended June 30, 2021**  
**Sources and Uses**

Description	Line No.	Amount	Interest
<b>Revenues:</b>			
A-M Freeway Projects	1	\$ -	\$ -
O Regional Capacity Program (RCP)	2	\$ -	\$ -
P Regional Traffic Signal Synchronization Program (RTSSP)	3	\$ -	\$ -
Q Local Fair Share	4	\$ 512,707.00	\$ 1,732.38
R High Frequency Metrolink Service	5	\$ -	\$ -
S Transit Extensions to Metrolink	6	\$ -	\$ -
T Convert Metrolink Station(s) to Regional Gateways that connect Orange County with High-Speed Rail Systems	7	\$ -	\$ -
U Senior Mobility Program or Senior Non-Emergency Medical Program	8	\$ 19,427.26	\$ 983.54
V Community Based Transit/Circulators	9	\$ -	\$ -
W Safe Transit Stops	10	\$ -	\$ -
X Environmental Cleanup Program (Water Quality)	11	\$ -	\$ -
Other: Debt Service Payment	12	\$ 330,114.52	\$ -
<b>TOTAL REVENUES (Sum lines 1 to 12)</b>	<b>13</b>	<b>\$ 862,248.78</b>	<b>\$ 2,715.92</b>
<b>Expenditures:</b>			
A-M Freeway Projects	14	\$ -	\$ -
O Regional Capacity Program (RCP)	15	\$ -	\$ -
P Regional Traffic Signal Synchronization Program (RTSSP)	16	\$ -	\$ -
Q Local Fair Share	17	\$ 548,804.59	\$ 10,909.66
R High Frequency Metrolink Service	18	\$ -	\$ -
S Transit Extensions to Metrolink	19	\$ -	\$ -
T Convert Metrolink Station(s) to Regional Gateways that connect Orange County with High-Speed Rail Systems	20	\$ -	\$ -
U Senior Mobility Program or Senior Non-Emergency Medical Program	21	\$ -	\$ -
V Community Based Transit/Circulators	22	\$ -	\$ -
W Safe Transit Stops	23	\$ -	\$ -
X Environmental Cleanup Program (Water Quality)	24	\$ -	\$ -
Other: Debt Service Payment	25	\$ 330,114.52	\$ -
<b>TOTAL EXPENDITURES (Sum lines 14 to 25)</b>	<b>26</b>	<b>\$ 878,919.11</b>	<b>\$ 10,909.66</b>
<b>TOTAL BALANCE (Subtract line 26 from 13)</b>	<b>27</b>	<b>\$ (16,670.33)</b>	<b>\$ (8,193.74)</b>

\* Please provide a specific description  
 Debt Service for Gas Tax Revenue Certificates of Participation, Series 2011A

**M2 Expenditure Report**  
**Fiscal Year Ended June 30, 2021**  
**Streets and Roads Detailed Use of Funds**

Type of Expenditure	Line No.	MOE	Developer / Impact Fees <sup>1</sup>	O	O Interest	P	P Interest	Q	Q Interest	X	X Interest	Other M2 <sup>2</sup>	Other M2 Interest	Other*	TOTAL
<b>Indirect and/or Overhead</b>	1	\$ -	\$ -	\$ -	\$ -	\$ -	\$ -	\$ -	\$ -	\$ -	\$ -	\$ -	\$ -	\$ -	\$ -
<b>Construction &amp; Right-of-Way</b>															
New Street Construction	2	\$ -	\$ -	\$ -	\$ -	\$ -	\$ -	\$ -	\$ -	\$ -	\$ -	\$ -	\$ -	\$ -	\$ -
Street Reconstruction	3	\$ 1,915,760.49	\$ -	\$ -	\$ -	\$ -	\$ -	\$ 523,891.08	\$ -	\$ -	\$ -	\$ -	\$ -	\$ -	\$ 2,439,652
Signals, Safety Devices, & Street Lights	4	\$ -	\$ -	\$ -	\$ -	\$ -	\$ -	\$ -	\$ -	\$ -	\$ -	\$ -	\$ -	\$ -	\$ -
Pedestrian Ways & Bikepaths	5	\$ 51,466.00	\$ -	\$ -	\$ -	\$ -	\$ -	\$ -	\$ -	\$ -	\$ -	\$ -	\$ -	\$ -	\$ 51,466
Storm Drains	6	\$ -	\$ -	\$ -	\$ -	\$ -	\$ -	\$ -	\$ -	\$ -	\$ -	\$ -	\$ -	\$ -	\$ -
Storm Damage	7	\$ -	\$ -	\$ -	\$ -	\$ -	\$ -	\$ -	\$ -	\$ -	\$ -	\$ -	\$ -	\$ -	\$ -
<b>Total Construction<sup>1</sup></b>	8	\$ 1,967,226.49	\$ -	\$ -	\$ -	\$ -	\$ -	\$ 523,891.08	\$ -	\$ -	\$ -	\$ -	\$ -	\$ -	\$ 2,491,118
Right of Way Acquisition	9	\$ -	\$ -	\$ -	\$ -	\$ -	\$ -	\$ -	\$ -	\$ -	\$ -	\$ -	\$ -	\$ -	\$ -
<b>Total Construction &amp; Right-of-Way</b>	10	\$ 1,967,226.49	\$ -	\$ -	\$ -	\$ -	\$ -	\$ 523,891.08	\$ -	\$ -	\$ -	\$ -	\$ -	\$ -	\$ 2,491,118
<b>Maintenance</b>															
Patching	11	\$ -	\$ -	\$ -	\$ -	\$ -	\$ -	\$ -	\$ -	\$ -	\$ -	\$ -	\$ -	\$ -	\$ -
Overlay & Sealing	12	\$ 101,059.93	\$ -	\$ -	\$ -	\$ -	\$ -	\$ 35,823.17	\$ -	\$ -	\$ -	\$ -	\$ -	\$ -	\$ 136,883
Street Lights & Traffic Signals	13	\$ 240,325.63	\$ 88,325.44	\$ -	\$ -	\$ -	\$ -	\$ -	\$ -	\$ -	\$ -	\$ -	\$ -	\$ -	\$ 328,651
Storm Damage	14	\$ -	\$ -	\$ -	\$ -	\$ -	\$ -	\$ -	\$ -	\$ -	\$ -	\$ -	\$ -	\$ -	\$ -
Other Street Purpose Maintenance	15	\$ 658,118.75	\$ -	\$ -	\$ -	\$ -	\$ -	\$ -	\$ -	\$ -	\$ -	\$ -	\$ -	\$ -	\$ 658,119
<b>Total Maintenance<sup>1</sup></b>	16	\$ 999,504.31	\$ 88,325.44	\$ -	\$ -	\$ -	\$ -	\$ 35,823.17	\$ -	\$ -	\$ -	\$ -	\$ -	\$ -	\$ 1,123,653
<b>Other</b>	17	\$ -	\$ -	\$ -	\$ -	\$ -	\$ -	\$ -	\$ -	\$ -	\$ -	\$ -	\$ -	\$ -	\$ -
<b>GRAND TOTALS (Sum Lines 1, 10, 16, 17)</b>	18	\$ 2,966,730.80	\$ 88,325.44	\$ -	\$ -	\$ -	\$ -	\$ 559,714.25	\$ -	\$ -	\$ -	\$ -	\$ -	\$ -	\$ 3,614,770
<b>Finance Director Confirmation</b>	19	Any California State Constitution Article XIX streets and road eligible expenditure may be "counted" in local jurisdictions' calculation of MOE if the activity is supported (funded) by a local jurisdictions' discretionary funds (e.g. general fund). The California State Controller also provides useful information on Article XIX and the Streets and Highways Code eligible expenditures in its "Guidelines Relating to Gas Tax Expenditures for Cities and Counties". I have reviewed and am aware of these guidelines and their applicability in calculating and reporting on Maintenance of Effort expenditures.  Finance Director initial: 													

<sup>1</sup> Includes direct charges for staff time  
<sup>2</sup> Other M2 includes A-M, R,S,T,U,V, and W  
 + Transportation related only  
 \* Please provide a specific description

**Legend**

Project	Description
A-M	Freeway Projects
O	Regional Capacity Program (RCP)
P	Regional Traffic Signal Synchronization Program (RTSSP)
Q	Local Fair Share
R	High Frequency Metrolink Service
S	Transit Extensions to Metrolink
T	Convert Metrolink Station(s) to Regional Gateways that connect Orange County with High-Speed Rail Systems
U	Senior Mobility Program or Senior Non-Emergency Medical Program
V	Community Based Transit/Circulators
W	Safe Transit Stops
X	Environmental Cleanup Program (Water Quality)



**M2 Expenditure Report  
Fiscal Year Ended June 30, 2021**

I hereby certify that:

All the information attached herein and included in schedules 1 through 4 is true and accurate to the best of my knowledge;

The interest earned on Net Revenues allocated pursuant to the Ordinance shall be expended only for those purposes for which the Net Revenues were allocated;

The City of Placentia is aware of the State Controller’s “Guidelines Relating to Gas Tax Expenditures for Cities and Counties”, which is a guide for determining MOE Expenditures for M2 Eligibility purposes;

The City’s Expenditure Report is in compliance with direction provided in the State Controller’s “Guidelines Relating to Gas Tax Expenditures for Cities and Counties;” and

The City of Placentia has expended in this fiscal year an amount of local discretionary funds for streets and roads purposes at least equal to one of the maintenance of effort requirements below<sup>10</sup>:

A) The City met the existing FY 2020-21 MOE benchmark dollar amount.

B) The City/County met a proportional MOE benchmark amount of FY 2020-21 General Funds Revenues that is at least equal to the percent listed in column C of Exhibit 2 in the M2 Eligibility Guidelines.

Stephen Erlandson  
Interim Director of Finance

1/25/22  
Date

  
Signature

<sup>10</sup> An actual General Fund Revenue excerpt from a jurisdiction’s Comprehensive Annual Finance Report (CAFR) must be provided as backup documentation.

**RESOLUTION NO. R-2021-64**

**A RESOLUTION OF THE CITY COUNCIL OF THE CITY OF PLACENTIA, CALIFORNIA, CONCERNING THE FISCAL YEAR 2020-21 MEASURE M2 (M2) EXPENDITURE REPORT FOR THE CITY OF PLACENTIA**

**A. Recitals**

(i). Local jurisdictions are required to meet eligibility requirements and submit eligibility verification packages to the Orange County Transportation Authority (OCTA) in order to remain eligible to receive M2 funds; and

(ii). Local jurisdictions are required to adopt an annual M2 Expenditure Report as part of one of the eligibility requirements; and

(iii). Local jurisdictions are required to account for Net Revenues, developer/traffic impact fees, and funds expended by local jurisdiction in the M2 Expenditure Report that satisfy the Maintenance of Effort requirements; and

(iv). The M2 Expenditure Report shall include all Net Revenue fund balances, interest earned and expenditures identified by type and program or project; and

(v). The M2 Expenditure Report must be adopted and submitted to the OCTA each year within six months of the end of the local jurisdiction's fiscal year to be eligible to receive Net Revenues as part of M2.

**B. Resolution**

NOW, THEREFORE, THE CITY COUNCIL OF THE CITY OF PLACENTIA DOES HEREBY FIND, DETERMINE AND RESOLVE AS FOLLOWS:

1. The M2 Expenditure Report is in conformance with the template provided in the Measure M2 Eligibility Guidelines and accounts for Net Revenues including interest earned, expenditures during the fiscal year, and balances at the end of fiscal year.
2. The M2 Expenditure Report is hereby adopted by the City of Placentia.
3. The City of Placentia Finance Director is hereby authorized to sign and submit the M2 Expenditure Report to OCTA for the fiscal year ending June 30, 2021.

**APPROVED and ADOPTED this 16<sup>th</sup> day of November 2021**

  
Craig S. Green, Mayor

ATTEST:

  
Robert S. McKinnell, City Clerk




STATE OF CALIFORNIA  
COUNTY OF ORANGE

I, Robert S. McKinnell, City Clerk of the City Of Placentia do hereby certify that the foregoing Resolution was adopted at a regular meeting of the City Council held on the 16<sup>th</sup> day of November 2021 by the following vote:

AYES:	Councilmembers:	Shader, Smith, Yamaguchi, Wanke, Green
NOES:	Councilmembers:	None
ABSENT:	Councilmembers:	None
ABSTAIN:	Councilmembers:	None

  
Robert S. McKinnell, City Clerk

APPROVED AS TO FORM:

  
Christian L. Bettenhausen, City Attorney



**Orange County Transportation Authority**

**M2 Fact Sheet**

**City of Rancho Santa Margarita  
Fiscal Year Ended June 30, 2021**

**Council Action** 11/10/2021  
**Signed Resolution** Yes  
**Revised Final Report?** No

	<u>Actual</u>	<u>Benchmark</u>
<b>MOE Expenditures</b>	\$463,337	\$428,337

Project	Beginning Balance A	Revenues Claimed B	Expenditures C	Ending Balance D	Verify A+B-C-D
M2 Fairshare	150,936	752,140	553,833	349,243	0
M2 Fairshare Interest	0	1,696	1,696	0	0
SMP or Senior Non-Emergency Medical	31,465	29,006	6,582	53,890	0
SMP or Senior Non-Emergency Medical Interest	0	502	502	0	0
Community Based Transit/Circulators	0	0	0	0	0
Community Based Transit/Circulators Interest	0	0	0	0	0
Water Quality Program (Project X)	0	0	0	0	0
Water Quality Program (Project X) Interest	0	0	0	0	0
<b>Grand Total</b>	<b>182,401</b>	<b>783,344</b>	<b>562,613</b>	<b>403,132</b>	<b>0</b>

**M2 Expenditure Report**  
**Fiscal Year Ended June 30, 2021**  
**Beginning and Ending Balances**

Description	Line No.	Amount	Interest
<b>Balances at Beginning of Fiscal Year</b>			
<b>A-M</b> Freeway Projects	1	\$ -	\$ -
<b>O</b> Regional Capacity Program (RCP)	2	\$ -	\$ -
<b>P</b> Regional Traffic Signal Synchronization Program (RTSSP)	3	\$ -	\$ -
<b>Q</b> Local Fair Share	4	\$ 150,934.00	\$ -
<b>R</b> High Frequency Metrolink Service	5	\$ -	\$ -
<b>S</b> Transit Extensions to Metrolink	6	\$ -	\$ -
<b>T</b> Convert Metrolink Station(s) to Regional Gateways that connect Orange County with High-Speed Rail Systems	7	\$ -	\$ -
<b>U</b> Senior Mobility Program or Senior Non-Emergency Medical Program	8	\$ 31,466.00	\$ -
<b>V</b> Community Based Transit/Circulators	9	\$ -	\$ -
<b>W</b> Safe Transit Stops	10	\$ -	\$ -
<b>X</b> Environmental Cleanup Program (Water Quality)	11	\$ -	\$ -
Other*	12	\$ -	\$ -
<b>Balances at Beginning of Fiscal Year</b>	13	\$ 182,400.00	\$ -
Monies Made Available During Fiscal Year	14	\$ 781,146.00	\$ 2,198
<b>Total Monies Available (Sum Lines 13 &amp; 14)</b>	15	\$ 963,546.00	\$ 2,198
Expenditures During Fiscal Year	16	\$ 560,415.00	\$ 2,198
<b>Balances at End of Fiscal Year</b>			
<b>A-M</b> Freeway Projects	17	\$ -	\$ -
<b>O</b> Regional Capacity Program (RCP)	18	\$ -	\$ -
<b>P</b> Regional Traffic Signal Synchronization Program (RTSSP)	19	\$ -	\$ -
<b>Q</b> Local Fair Share	20	\$ 349,241.00	\$ -
<b>R</b> High Frequency Metrolink Service	21	\$ -	\$ -
<b>S</b> Transit Extensions to Metrolink	22	\$ -	\$ -
<b>T</b> Convert Metrolink Station(s) to Regional Gateways that connect Orange County with High-Speed Rail Systems	23	\$ -	\$ -
<b>U</b> Senior Mobility Program or Senior Non-Emergency Medical Program	24	\$ 53,890.00	\$ -
<b>V</b> Community Based Transit/Circulators	25	\$ -	\$ -
<b>W</b> Safe Transit Stops	26	\$ -	\$ -
<b>X</b> Environmental Cleanup Program (Water Quality)	27	\$ -	\$ -
Other*	28	\$ -	\$ -

\* Please provide a specific description



**M2 Expenditure Report**  
**Fiscal Year Ended June 30, 2021**  
**Sources and Uses**

Description	Line No.	Amount	Interest
<b>Revenues:</b>			
<b>A-M</b> Freeway Projects	1	\$ -	\$ -
<b>O</b> Regional Capacity Program (RCP)	2	\$ -	\$ -
<b>P</b> Regional Traffic Signal Synchronization Program (RTSSP)	3	\$ -	\$ -
<b>Q</b> Local Fair Share	4	\$ 752,140	\$ 1,696
<b>R</b> High Frequency Metrolink Service	5	\$ -	\$ -
<b>S</b> Transit Extensions to Metrolink	6	\$ -	\$ -
<b>T</b> Convert Metrolink Station(s) to Regional Gateways that connect Orange County with High-Speed Rail Systems	7	\$ -	\$ -
<b>U</b> Senior Mobility Program or Senior Non-Emergency Medical Program	8	\$ 29,006	\$ 502
<b>V</b> Community Based Transit/Circulators	9	\$ -	\$ -
<b>W</b> Safe Transit Stops	10	\$ -	\$ -
<b>X</b> Environmental Cleanup Program (Water Quality)	11	\$ -	\$ -
Other*	12	\$ -	\$ -
<b>TOTAL REVENUES (Sum lines 1 to 12)</b>	13	\$ 781,146	\$ 2,198
<b>Expenditures:</b>			
<b>A-M</b> Freeway Projects	14	\$ -	\$ -
<b>O</b> Regional Capacity Program (RCP)	15	\$ -	\$ -
<b>P</b> Regional Traffic Signal Synchronization Program (RTSSP)	16	\$ -	\$ -
<b>Q</b> Local Fair Share	17	\$ 553,833	\$ 1,696
<b>R</b> High Frequency Metrolink Service	18	\$ -	\$ -
<b>S</b> Transit Extensions to Metrolink	19	\$ -	\$ -
<b>T</b> Convert Metrolink Station(s) to Regional Gateways that connect Orange County with High-Speed Rail Systems	20	\$ -	\$ -
<b>U</b> Senior Mobility Program or Senior Non-Emergency Medical Program	21	\$ 6,582	\$ 502
<b>V</b> Community Based Transit/Circulators	22	\$ -	\$ -
<b>W</b> Safe Transit Stops	23	\$ -	\$ -
<b>X</b> Environmental Cleanup Program (Water Quality)	24	\$ -	\$ -
Other*	25	\$ -	\$ -
<b>TOTAL EXPENDITURES (Sum lines 14 to 25)</b>	26	\$ 560,415	\$ 2,198
<b>TOTAL BALANCE (Subtract line 26 from 13)</b>	27	\$ 220,731	\$ -

\* Please provide a specific description

**M2 Expenditure Report**  
**Fiscal Year Ended June 30, 2021**  
**Streets and Roads Detailed Use of Funds**

Type of Expenditure	Line No.	MOE	Developer / Impact Fees <sup>+</sup>	O	O Interest	P	P Interest	Q	Q Interest	X	X Interest	Other M2 <sup>2</sup>	Other M2 Interest	Other*	TOTAL
<b>Indirect and/or Overhead</b>	1	\$ -	\$ -	\$ -	\$ -	\$ -	\$ -	\$ -	\$ -	\$ -	\$ -	\$ -	\$ -	\$ -	\$ -
<b>Construction &amp; Right-of-Way</b>															
New Street Construction	2	\$ -	\$ -	\$ -	\$ -	\$ -	\$ -	\$ -	\$ -	\$ -	\$ -	\$ -	\$ -	\$ -	\$ -
Street Reconstruction	3	\$ -	\$ -	\$ -	\$ -	\$ -	\$ -	\$ -	\$ -	\$ -	\$ -	\$ -	\$ -	\$ -	\$ -
Signals, Safety Devices, & Street Lights	4	\$ -	\$ -	\$ -	\$ -	\$ -	\$ -	\$ -	\$ -	\$ -	\$ -	\$ -	\$ -	\$ -	\$ -
Pedestrian Ways & Bikepaths	5	\$ -	\$ -	\$ -	\$ -	\$ -	\$ -	\$ -	\$ -	\$ -	\$ -	\$ -	\$ -	\$ -	\$ -
Storm Drains	6	\$ -	\$ -	\$ -	\$ -	\$ -	\$ -	\$ -	\$ -	\$ -	\$ -	\$ -	\$ -	\$ -	\$ -
Storm Damage	7	\$ -	\$ -	\$ -	\$ -	\$ -	\$ -	\$ -	\$ -	\$ -	\$ -	\$ -	\$ -	\$ -	\$ -
<b>Total Construction<sup>1</sup></b>	8	\$ -	\$ -	\$ -	\$ -	\$ -	\$ -	\$ -	\$ -	\$ -	\$ -	\$ -	\$ -	\$ -	\$ -
Right of Way Acquisition	9	\$ -	\$ -	\$ -	\$ -	\$ -	\$ -	\$ -	\$ -	\$ -	\$ -	\$ -	\$ -	\$ -	\$ -
<b>Total Construction &amp; Right-of-Way</b>	10	\$ -	\$ -	\$ -	\$ -	\$ -	\$ -	\$ -	\$ -	\$ -	\$ -	\$ -	\$ -	\$ -	\$ -
<b>Maintenance</b>															
Patching	11	\$ -	\$ -	\$ -	\$ -	\$ -	\$ -	\$ 325,992.00	\$ 1,696.00	\$ -	\$ -	\$ -	\$ -	\$ -	\$ 327,688
Overlay & Sealing	12	\$ 35,000.00	\$ -	\$ -	\$ -	\$ -	\$ -	\$ -	\$ -	\$ -	\$ -	\$ -	\$ -	\$ -	\$ 35,000
Street Lights & Traffic Signals	13	\$ -	\$ -	\$ -	\$ -	\$ -	\$ -	\$ 227,841.00	\$ -	\$ -	\$ -	\$ -	\$ -	\$ -	\$ 227,841
Storm Damage	14	\$ -	\$ -	\$ -	\$ -	\$ -	\$ -	\$ -	\$ -	\$ -	\$ -	\$ -	\$ -	\$ -	\$ -
Other Street Purpose Maintenance	15	\$ 428,337.00	\$ -	\$ -	\$ -	\$ -	\$ -	\$ -	\$ -	\$ -	\$ -	\$ -	\$ -	\$ -	\$ 428,337
<b>Total Maintenance<sup>1</sup></b>	16	\$ 463,337.00	\$ -	\$ -	\$ -	\$ -	\$ -	\$ 553,833.00	\$ 1,696.00	\$ -	\$ -	\$ -	\$ -	\$ -	\$ 1,018,866
<b>Other</b>	17	\$ -	\$ -	\$ -	\$ -	\$ -	\$ -	\$ -	\$ -	\$ -	\$ -	\$ 6,582.00	\$ 502.00	\$ -	\$ 7,084
<b>GRAND TOTALS (Sum Lines 1, 10, 16, 17)</b>	18	\$ 463,337	\$ -	\$ -	\$ -	\$ -	\$ -	\$ 553,833	\$ 1,696	\$ -	\$ -	\$ 6,582	\$ 502	\$ -	\$ 1,025,950
<b>Finance Director Confirmation</b>	19	Any California State Constitution Article XIX streets and road eligible expenditure may be "counted" in local jurisdictions' calculation of MOE if the activity is supported (funded) by a local jurisdictions' discretionary funds (e.g. general fund). The California State Controller also provides useful information on Article XIX and the Streets and Highways Code eligible expenditures in its "Guidelines Relating to Gas Tax Expenditures for Cities and Counties". I have reviewed and am aware of these guidelines and their applicability in calculating and reporting on Maintenance of Effort expenditures.  Finance Director initial: <u>ST</u>													

<sup>1</sup> Includes direct charges for staff time  
<sup>2</sup> Other M2 includes A-M, R,S,T,U,V, and W  
 + Transportation related only  
 \* Please provide a specific description

**Legend**

Project	Description
A-M	Freeway Projects
O	Regional Capacity Program (RCP)
P	Regional Traffic Signal Synchronization Program (RTSSP)
Q	Local Fair Share
R	High Frequency Metrolink Service
S	Transit Extensions to Metrolink
T	Convert Metrolink Station(s) to Regional Gateways that connect Orange County with High-Speed Rail Systems
U	Senior Mobility Program or Senior Non-Emergency Medical Program
V	Community Based Transit/Circulators
W	Safe Transit Stops
X	Environmental Cleanup Program (Water Quality)



**M2 Expenditure Report  
Fiscal Year Ended June 30, 2021**

I hereby certify that:

All the information attached herein and included in schedules 1 through 4 is true and accurate to the best of my knowledge;

The interest earned on Net Revenues allocated pursuant to the Ordinance shall be expended only for those purposes for which the Net Revenues were allocated;

The City of Rancho Santa Margarita is aware of the State Controller's "Guidelines Relating to Gas Tax Expenditures for Cities and Counties", which is a guide for determining MOE Expenditures for M2 Eligibility purposes;

The City's Expenditure Report is in compliance with direction provided in the State Controller's "Guidelines Relating to Gas Tax Expenditures for Cities and Counties;" and


The City of Rancho Santa Margarita has expended in this fiscal year an amount of local discretionary funds for streets and roads purposes at least equal to one of the maintenance of effort requirements below<sup>10</sup>:

A) The City met the existing FY 2020-21 MOE benchmark dollar amount.

B) The City met a proportional MOE benchmark amount of FY 2020-21 General Funds Revenues that is at least equal to the percent listed in column C of Exhibit 2 in the M2 Eligibility Guidelines.

Stefanie Turner  
Director of Finance (Print Name)

10/21/2021  
Date

  
Signature

<sup>10</sup> An actual General Fund Revenue excerpt from a jurisdiction's Comprehensive Annual Finance Report (CAFR) must be provided as backup documentation.

RESOLUTION NO. 21-11-10-01

A RESOLUTION OF THE CITY COUNCIL OF THE CITY OF RANCHO SANTA MARGARITA, CALIFORNIA, APPROVING THE MEASURE M2 ("M2") EXPENDITURE REPORT FOR FISCAL YEAR 2020/21 FOR THE CITY OF RANCHO SANTA MARGARITA, CALIFORNIA

The City Council of the City of Rancho Santa Margarita, California, hereby finds, determines, declares, and resolves as follows:

WHEREAS, local jurisdictions are required to meet eligibility requirements and submit eligibility verification packages to Orange County Transportation Authority (OCTA) in order to remain eligible to receive M2 funds.

WHEREAS, local jurisdictions are required to adopt an annual Expenditure Report as part of one of the eligibility requirements.

WHEREAS, local jurisdictions are required to account for Net Revenues, developer/traffic impact fees, and funds expended by local jurisdiction in the Expenditure Report that satisfy the Maintenance of Effort requirements; and

WHEREAS, the Expenditure Report shall include all Net Revenue fund balances, interest earned and expenditures identified by type and program or project; and

WHEREAS, the Expenditure Report must be adopted and submitted to the OCTA each year within six months of the end of the local jurisdiction's fiscal year to be eligible to receive Net Revenues as part of M2.

NOW, THEREFORE, THE CITY COUNCIL OF THE CITY OF RANCHO SANTA MARGARITA, CALIFORNIA, DOES RESOLVE, DECLARE, DETERMINE, AND ORDER AS FOLLOWS:

SECTION 1. The M2 Expenditure Report attached hereto as Exhibit 1 and incorporated herein by this reference, is in conformance with the M2 Expenditure Report Template provided in the Measure M2 Eligibility Guidelines and accounts for Net Revenues including interest earned, expenditures during the fiscal year, and balances at the end of the fiscal year.

SECTION 2. That the City Council of Rancho Santa Margarita hereby approves the City of Rancho Santa Margarita annual M2 Expenditure Report attached hereto as Exhibit 1 and incorporated herein by this reference, in conformance with the M2 requirements.

SECTION 3. The City of Rancho Santa Margarita Finance Director is hereby authorized to sign and directed to submit the annual M2 Expenditure Report for fiscal year 2020/21 within six months of the end of the fiscal year as required in order to maintain

eligibility for any Measure M2 funds and transmit eligibility documents to the Orange County Transportation Authority.

SECTION 4. That the City Clerk shall certify as to the adoption of this Resolution.

PASSED, APPROVED, AND ADOPTED THIS 10<sup>TH</sup> DAY OF NOVEMBER, 2021.

  
\_\_\_\_\_  
L. ANTHONY BEALL, MAYOR

CERTIFICATE OF ATTESTATION AND ORIGINALITY

I, Amy Diaz, City Clerk of the City of Rancho Santa Margarita, California, hereby attest to and certify that the foregoing resolution is the original resolution adopted by the Rancho Santa Margarita City Council at its regular meeting held on the 10<sup>th</sup> day of November 2021, by the following vote:

AYES: Council Members Gamble, Holloway, McGirr, Mayor Pro Tempore Figueroa and Mayor Beall (5)

NOES: None (0)

ABSTAIN: None (0)

ABSENT: None (0)

  
\_\_\_\_\_  
AMY DIAZ, CITY CLERK



**Orange County Transportation Authority**

**M2 Fact Sheet**

**City of San Clemente**

**Fiscal Year Ended June 30, 2021**

Council Action 12/7/2021

Signed Resolution Yes

Revised Final Report? No

	<u>Actual</u>	<u>Benchmark</u>
<b>MOE Expenditures</b>	\$4,251,569	\$1,316,842

Project	Beginning Balance A	Revenues Claimed B	Expenditures C	Ending Balance D	Verify A+B-C-D
M2 Fairshare	339,703	1,025,451	1,146,701	218,453	0
M2 Fairshare Interest	0	0	0	0	0
Regional Traffic Signal Synchronization Program	-1	182,606	182,606	-1	0
Regional Traffic Signal Synchronization Program Int	0	40	40	0	0
SMP or Senior Non-Emergency Medical	108,591	78,787	20,652	166,725	0
SMP or Senior Non-Emergency Medical Interest	0	2,786	2,786	0	0
Community Based Transit/Circulators	-302,475	0	9,352	-311,827	0
Community Based Transit/Circulators Interest	0	0	0	0	0
<b>Grand Total</b>	<b>145,817</b>	<b>1,289,670</b>	<b>1,362,137</b>	<b>73,350</b>	<b>0</b>

**M2 Expenditure Report**  
**Fiscal Year Ended June 30, 2021**  
**Beginning and Ending Balances**

Description	Line No.	Amount	Interest
<b>Balances at Beginning of Fiscal Year</b>			
<b>A-M</b> Freeway Projects	1	\$ -	\$ -
<b>O</b> Regional Capacity Program (RCP)	2	\$ -	\$ -
<b>P</b> Regional Traffic Signal Synchronization Program (RTSSP)	3	\$ -	\$ -
<b>Q</b> Local Fair Share	4	\$ 339,703.00	\$ -
<b>R</b> High Frequency Metrolink Service	5	\$ -	\$ -
<b>S</b> Transit Extensions to Metrolink	6	\$ -	\$ -
<b>T</b> Convert Metrolink Station(s) to Regional Gateways that connect Orange County with High-Speed Rail Systems	7	\$ -	\$ -
<b>U</b> Senior Mobility Program or Senior Non-Emergency Medical Program	8	\$ 108,590.00	\$ -
<b>V</b> Community Based Transit/Circulators	9	\$ (302,474.00)	\$ -
<b>W</b> Safe Transit Stops	10	\$ -	\$ -
<b>X</b> Environmental Cleanup Program (Water Quality)	11	\$ -	\$ -
Other*	12	\$ -	\$ -
<b>Balances at Beginning of Fiscal Year</b>	13	\$ 145,819.00	\$ -
Monies Made Available During Fiscal Year	14	\$ 1,286,844.00	\$ 2,826
<b>Total Monies Available (Sum Lines 13 &amp; 14)</b>	15	\$ 1,432,663.00	\$ 2,826
Expenditures During Fiscal Year	16	\$ 1,359,311.00	\$ 2,826
<b>Balances at End of Fiscal Year</b>			
<b>A-M</b> Freeway Projects	17	\$ -	\$ -
<b>O</b> Regional Capacity Program (RCP)	18	\$ -	\$ -
<b>P</b> Regional Traffic Signal Synchronization Program (RTSSP)	19	\$ -	\$ -
<b>Q</b> Local Fair Share	20	\$ 218,453.00	\$ -
<b>R</b> High Frequency Metrolink Service	21	\$ -	\$ -
<b>S</b> Transit Extensions to Metrolink	22	\$ -	\$ -
<b>T</b> Convert Metrolink Station(s) to Regional Gateways that connect Orange County with High-Speed Rail Systems	23	\$ -	\$ -
<b>U</b> Senior Mobility Program or Senior Non-Emergency Medical Program	24	\$ 166,725.00	\$ -
<b>V</b> Community Based Transit/Circulators	25	\$ (311,826.00)	\$ -
<b>W</b> Safe Transit Stops	26	\$ -	\$ -
<b>X</b> Environmental Cleanup Program (Water Quality)	27	\$ -	\$ -
Other*	28	\$ -	\$ -

\* Please provide a specific description




**M2 Expenditure Report**  
**Fiscal Year Ended June 30, 2021**  
**Sources and Uses**

Description	Line No.	Amount	Interest
<b>Revenues:</b>			
<b>A-M</b> Freeway Projects	1	\$ -	\$ -
<b>O</b> Regional Capacity Program (RCP)	2	\$ -	\$ -
<b>P</b> Regional Traffic Signal Synchronization Program (RTSSP)	3	\$ 182,606	\$ 40
<b>Q</b> Local Fair Share	4	\$ 1,025,451	\$ -
<b>R</b> High Frequency Metrolink Service	5	\$ -	\$ -
<b>S</b> Transit Extensions to Metrolink	6	\$ -	\$ -
<b>T</b> Convert Metrolink Station(s) to Regional Gateways that connect Orange County with High-Speed Rail Systems	7	\$ -	\$ -
<b>U</b> Senior Mobility Program or Senior Non-Emergency Medical Program	8	\$ 78,787	\$ 2,786
<b>V</b> Community Based Transit/Circulators	9	\$ -	\$ -
<b>W</b> Safe Transit Stops	10	\$ -	\$ -
<b>X</b> Environmental Cleanup Program (Water Quality)	11	\$ -	\$ -
Other*	12	\$ -	\$ -
<b>TOTAL REVENUES (Sum lines 1 to 12)</b>	13	\$ 1,286,844	\$ 2,826
<b>Expenditures:</b>			
<b>A-M</b> Freeway Projects	14	\$ -	\$ -
<b>O</b> Regional Capacity Program (RCP)	15	\$ -	\$ -
<b>P</b> Regional Traffic Signal Synchronization Program (RTSSP)	16	\$ 182,606	\$ 40
<b>Q</b> Local Fair Share	17	\$ 1,146,701	\$ -
<b>R</b> High Frequency Metrolink Service	18	\$ -	\$ -
<b>S</b> Transit Extensions to Metrolink	19	\$ -	\$ -
<b>T</b> Convert Metrolink Station(s) to Regional Gateways that connect Orange County with High-Speed Rail Systems	20	\$ -	\$ -
<b>U</b> Senior Mobility Program or Senior Non-Emergency Medical Program	21	\$ 20,652	\$ 2,786
<b>V</b> Community Based Transit/Circulators	22	\$ 9,352	\$ -
<b>W</b> Safe Transit Stops	23	\$ -	\$ -
<b>X</b> Environmental Cleanup Program (Water Quality)	24	\$ -	\$ -
Other*	25	\$ -	\$ -
<b>TOTAL EXPENDITURES (Sum lines 14 to 25)</b>	26	\$ 1,359,311	\$ 2,826
<b>TOTAL BALANCE (Subtract line 26 from 13)</b>	27	\$ (72,467)	\$ -

\* Please provide a specific description

**M2 Expenditure Report**  
**Fiscal Year Ended June 30, 2021**  
**Streets and Roads Detailed Use of Funds**

Type of Expenditure	Line No.	MOE	Developer / Impact Fees <sup>+</sup>	O	O Interest	P	P Interest	Q	Q Interest	X	X Interest	Other M2 <sup>2</sup>	Other M2 Interest	Other*	TOTAL
<b>Indirect and/or Overhead</b>	1	\$ 753,642	\$ -	\$ -	\$ -	\$ -	\$ -	\$ -	\$ -	\$ -	\$ -	\$ -	\$ -	\$ -	\$ 753,642
<b>Construction &amp; Right-of-Way</b>															
New Street Construction	2	\$ -	\$ -	\$ -	\$ -	\$ -	\$ -	\$ -	\$ -	\$ -	\$ -	\$ -	\$ -	\$ -	\$ -
Street Reconstruction	3	500,000	\$ -	\$ -	\$ -	\$ -	\$ -	\$ 1,146,701	\$ -	\$ -	\$ -	\$ -	\$ -	\$ -	\$ 1,646,701
Signals, Safety Devices, & Street Lights	4	\$ -	\$ -	\$ -	\$ -	\$ 182,606	\$ 40.00	\$ -	\$ -	\$ -	\$ -	\$ -	\$ -	\$ -	\$ 182,646
Pedestrian Ways & Bikepaths	5	\$ -	\$ -	\$ -	\$ -	\$ -	\$ -	\$ -	\$ -	\$ -	\$ -	\$ -	\$ -	\$ -	\$ -
Storm Drains	6	\$ -	\$ -	\$ -	\$ -	\$ -	\$ -	\$ -	\$ -	\$ -	\$ -	\$ -	\$ -	\$ -	\$ -
Storm Damage	7	\$ -	\$ -	\$ -	\$ -	\$ -	\$ -	\$ -	\$ -	\$ -	\$ -	\$ -	\$ -	\$ -	\$ -
<b>Total Construction<sup>1</sup></b>	8	500,000	\$ -	\$ -	\$ -	\$ 182,606	\$ 40.00	\$ 1,146,701	\$ -	\$ -	\$ -	\$ -	\$ -	\$ -	\$ 1,829,347
Right of Way Acquisition	9	\$ -	\$ -	\$ -	\$ -	\$ -	\$ -	\$ -	\$ -	\$ -	\$ -	\$ -	\$ -	\$ -	\$ -
<b>Total Construction &amp; Right-of-Way</b>	10	500,000	\$ -	\$ -	\$ -	\$ 182,606	\$ 40.00	\$ 1,146,701	\$ -	\$ -	\$ -	\$ -	\$ -	\$ -	\$ 1,829,347
<b>Maintenance</b>															
Patching	11	324,625	\$ -	\$ -	\$ -	\$ -	\$ -	\$ -	\$ -	\$ -	\$ -	\$ -	\$ -	\$ -	\$ 324,625
Overlay & Sealing	12	996,799	\$ -	\$ -	\$ -	\$ -	\$ -	\$ -	\$ -	\$ -	\$ -	\$ -	\$ -	\$ -	\$ 996,799
Street Lights & Traffic Signals	13	1,676,503	\$ -	\$ -	\$ -	\$ -	\$ -	\$ -	\$ -	\$ -	\$ -	\$ -	\$ -	\$ -	\$ 1,676,503
Storm Damage	14	\$ -	\$ -	\$ -	\$ -	\$ -	\$ -	\$ -	\$ -	\$ -	\$ -	\$ -	\$ -	\$ -	\$ -
Other Street Purpose Maintenance	15	\$ -	\$ -	\$ -	\$ -	\$ -	\$ -	\$ -	\$ -	\$ -	\$ -	\$ -	\$ -	\$ -	\$ -
<b>Total Maintenance<sup>1</sup></b>	16	2,997,927	\$ -	\$ -	\$ -	\$ -	\$ -	\$ -	\$ -	\$ -	\$ -	\$ -	\$ -	\$ -	\$ 2,997,927
<b>Other - Projects U and V</b>	17		\$ -	\$ -	\$ -	\$ -	\$ -	\$ -	\$ -	\$ -	\$ -	\$ 30,004	\$ 2,786	\$ -	\$ 32,790
<b>GRAND TOTALS (Sum Lines 1, 10, 16, 17)</b>	18	\$ 4,251,569	\$ -	\$ -	\$ -	\$ 182,606	\$ 40	\$ 1,146,701	\$ -	\$ -	\$ -	\$ 30,004	\$ 2,786	\$ -	\$ 5,613,706
<b>Finance Director Confirmation</b>	19	Any California State Constitution Article XIX streets and road eligible expenditure may be "counted" in local jurisdictions' calculation of MOE if the activity is supported (funded) by a local jurisdictions' discretionary funds (e.g. general fund). The California State Controller also provides useful information on Article XIX and the Streets and Highways Code eligible expenditures in its "Guidelines Relating to Gas Tax Expenditures for Cities and Counties". I have reviewed and am aware of these guidelines and their applicability in calculating and reporting on Maintenance of Effort expenditures.  Finance Director initial: 													

<sup>1</sup> Includes direct charges for staff time  
<sup>2</sup> Other M2 includes A-M, R,S,T,U,V, and W  
 + Transportation related only  
 \* Please provide a specific description

**Legend**

Project	Description
A-M	Freeway Projects
O	Regional Capacity Program (RCP)
P	Regional Traffic Signal Synchronization Program (RTSSP)
Q	Local Fair Share
R	High Frequency Metrolink Service
S	Transit Extensions to Metrolink
T	Convert Metrolink Station(s) to Regional Gateways that connect Orange County with High-Speed Rail Systems
U	Senior Mobility Program or Senior Non-Emergency Medical Program
V	Community Based Transit/Circulators
W	Safe Transit Stops
X	Environmental Cleanup Program (Water Quality)



**M2 Expenditure Report  
Fiscal Year Ended June 30, 2021**

I hereby certify that:

X All the information attached herein and included in schedules 1 through 4 is true and accurate to the best of my knowledge;

X The interest earned on Net Revenues allocated pursuant to the Ordinance shall be expended only for those purposes for which the Net Revenues were allocated;

X The City of San Clemente is aware of the State Controller's "Guidelines Relating to Gas Tax Expenditures for Cities and Counties", which is a guide for determining MOE Expenditures for M2 Eligibility purposes;

X The City/County's Expenditure Report is in compliance with direction provided in the State Controller's "Guidelines Relating to Gas Tax Expenditures for Cities and Counties;" and


X The City of San Clemente has expended in this fiscal year an amount of local discretionary funds for streets and roads purposes at least equal to one of the maintenance of effort requirements below<sup>10</sup>:

A) The City/County met the existing FY 2020-21 MOE benchmark dollar amount.

B) The City/County met a proportional MOE benchmark amount of FY 2020-21 General Funds revenues that is at least equal to the percent listed in column C of Exhibit 2 in the M2 Eligibility Guidelines.

Jacob Rahn  
Director of Finance (Print Name)

11/2/2021  
Date

Signature 

<sup>10</sup> An actual General Fund Revenue excerpt from a jurisdiction's Comprehensive Annual Finance Report (CAFR) must be provided as backup documentation.

**A RESOLUTION OF THE CITY COUNCIL OF THE CITY OF  
SAN CLEMENTE, CALIFORNIA, TO ADOPT THE FISCAL  
YEAR 2020-2021 MEASURE M2 EXPENDITURE REPORT  
FOR THE CITY OF SAN CLEMENTE.**

**WHEREAS**, local jurisdictions are required to meet eligibility requirements and submit eligibility verification packages to Orange County Transportation Authority (OCTA) in order to remain eligible to receive M2 funds; and

**WHEREAS**, local jurisdictions are required to adopt an annual M2 Expenditure Report as part of one of the eligibility requirements; and

**WHEREAS**, local jurisdictions are required to account for Net Revenues, developer/traffic impact fees, and funds expended by local jurisdiction in the M2 Expenditure Report that satisfy the Maintenance of Effort requirements; and

**WHEREAS**, the M2 Expenditure Report shall include all Net Revenue fund balances, interest earned and expenditures identified by type and program or project; and


**WHEREAS**, the M2 Expenditure Report must be adopted and submitted to the OCTA each year within six months of the end of the local jurisdiction's fiscal year to be eligible to receive Net Revenues as part of M2.


NOW, THEREFORE, BE IT RESOLVED that the City Council for the City of San Clemente does hereby inform OCTA that:

- a) The M2 Expenditure Report is in conformance with the template provided in the Measure M2 Eligibility Guidelines and accounts for Net Revenues including interest earned, expenditures during the fiscal year and balances at the end of fiscal year.
- b) The M2 Expenditure Report is hereby adopted by the City of San Clemente.
- c) The City of San Clemente Finance Director is hereby authorized to sign and submit the M2 Expenditure Report to OCTA for the fiscal year ending 2021.

PASSED AND ADOPTED this 7th day of December, 2021.

ATTEST:

  
\_\_\_\_\_  
City Clerk of the City of  
San Clemente, California

  
\_\_\_\_\_  
Mayor of the City of  
San Clemente, California

STATE OF CALIFORNIA )  
COUNTY OF ORANGE ) §  
CITY OF SAN CLEMENTE )


I, JOANNE BAADE, City Clerk of the City of San Clemente, California, do hereby certify that Resolution No. 21-48 was adopted at a regular meeting of the City Council of the City of San Clemente held on the 7th day of December, 2021, by the following vote:

AYES: DUNCAN, FERGUSON, KNOBLOCK, WARD, MAYOR JAMES


NOES: NONE

ABSENT: NONE

IN WITNESS WHEREOF, I have hereunto set my hand and affixed the official seal of the City of San Clemente, California, this 16TH day of DEC., 2021.

  
CITY CLERK of the City of  
San Clemente, California

Approved as to form:

  
City Attorney



**Orange County Transportation Authority**

**M2 Fact Sheet**

**City of San Juan Capistrano**

**Fiscal Year Ended June 30, 2021**

Council Action 12/7/2021

Signed Resolution Yes

Revised Final Report? No

	<u>Actual</u>	<u>Benchmark</u>
<b>MOE Expenditures</b>	\$2,549,846	\$492,518

Project	Beginning Balance A	Revenues Claimed B	Expenditures C	Ending Balance D	Verify A+B-C-D
M2 Fairshare	893,956	680,009	1,116,993	456,972	0
M2 Fairshare Interest	16,000	244	16,244	0	0
M2 CTFP (Project O)	-1	0	0	-1	0
M2 CTFP (Project O) Interest	0	0	0	0	0
SMP or Senior Non-Emergency Medical	21,850	50,271	4,510	67,610	0
SMP or Senior Non-Emergency Medical Interest	0	32	32	0	0
Community Based Transit/Circulators	-260,685	0	52,344	-313,029	0
Community Based Transit/Circulators Interest	0	0	0	0	0
Water Quality Program (Project X)	-1	0	0	-1	0
Water Quality Program (Project X) Interest	0	0	0	0	0
Freeway Environmental Mitigation	1	0	0	1	0
Freeway Environmental Mitigation Interest	0	0	0	0	0
<b>Grand Total</b>	<b>671,120</b>	<b>730,555</b>	<b>1,190,123</b>	<b>211,552</b>	<b>0</b>

**M2 Expenditure Report**  
**Fiscal Year Ended June 30, 2021**  
**Beginning and Ending Balances**

Description	Line No.	Amount	Interest
<b>Balances at Beginning of Fiscal Year</b>			
<b>A-M</b> Freeway Projects	1	\$ -	\$ -
<b>O</b> Regional Capacity Program (RCP)	2	\$ -	\$ -
<b>P</b> Regional Traffic Signal Synchronization Program (RTSSP)	3	\$ -	\$ -
<b>Q</b> Local Fair Share	4	\$ 893,956	\$ 16,000
<b>R</b> High Frequency Metrolink Service	5	\$ -	\$ -
<b>S</b> Transit Extensions to Metrolink	6	\$ -	\$ -
<b>T</b> Convert Metrolink Station(s) to Regional Gateways that connect Orange County with High-Speed Rail Systems	7	\$ -	\$ -
<b>U</b> Senior Mobility Program or Senior Non-Emergency Medical Program	8	\$ 21,848	\$ -
<b>V</b> Community Based Transit/Circulators	9	\$ (260,685)	\$ -
<b>W</b> Safe Transit Stops	10	\$ -	\$ -
<b>X</b> Environmental Cleanup Program (Water Quality)	11	\$ -	\$ -
Other*	12	\$ -	\$ -
<b>Balances at Beginning of Fiscal Year</b>	13	\$ 655,119	\$ 16,000
Monies Made Available During Fiscal Year	14	\$ 730,280	\$ 276
<b>Total Monies Available (Sum Lines 13 &amp; 14)</b>	15	\$ 1,385,399	\$ 16,276
Expenditures During Fiscal Year	16	\$ 1,173,847.00	\$ 16,276
<b>Balances at End of Fiscal Year</b>			
<b>A-M</b> Freeway Projects	17	\$ -	\$ -
<b>O</b> Regional Capacity Program (RCP)	18	\$ -	\$ -
<b>P</b> Regional Traffic Signal Synchronization Program (RTSSP)	19	\$ -	\$ -
<b>Q</b> Local Fair Share	20	\$ 456,972	\$ -
<b>R</b> High Frequency Metrolink Service	21	\$ -	\$ -
<b>S</b> Transit Extensions to Metrolink	22	\$ -	\$ -
<b>T</b> Convert Metrolink Station(s) to Regional Gateways that connect Orange County with High-Speed Rail Systems	23	\$ -	\$ -
<b>U</b> Senior Mobility Program or Senior Non-Emergency Medical Program	24	\$ 67,609	\$ -
<b>V</b> Community Based Transit/Circulators	25	\$ (313,029)	\$ -
<b>W</b> Safe Transit Stops	26	\$ -	\$ -
<b>X</b> Environmental Cleanup Program (Water Quality)	27	\$ -	\$ -
Other*	28	\$ -	\$ -

\* Please provide a specific description



**M2 Expenditure Report**  
**Fiscal Year Ended June 30, 2021**  
**Sources and Uses**

Description		Line No.	Amount	Interest
<b>Revenues:</b>				
<b>A-M</b>	Freeway Projects	1	\$ -	\$ -
<b>O</b>	Regional Capacity Program (RCP)	2	\$ -	\$ -
<b>P</b>	Regional Traffic Signal Synchronization Program (RTSSP)	3	\$ -	\$ -
<b>Q</b>	Local Fair Share	4	\$ 680,009	\$ 244
<b>R</b>	High Frequency Metrolink Service	5	\$ -	\$ -
<b>S</b>	Transit Extensions to Metrolink	6	\$ -	\$ -
<b>T</b>	Convert Metrolink Station(s) to Regional Gateways that connect Orange County with High-Speed Rail Systems	7	\$ -	\$ -
<b>U</b>	Senior Mobility Program or Senior Non-Emergency Medical Program	8	\$ 50,271	\$ 32
<b>V</b>	Community Based Transit/Circulators	9	\$ -	\$ -
<b>W</b>	Safe Transit Stops	10	\$ -	\$ -
<b>X</b>	Environmental Cleanup Program (Water Quality)	11	\$ -	\$ -
	Other*	12	\$ -	\$ -
<b>TOTAL REVENUES (Sum lines 1 to 12)</b>		13	\$ 730,280	\$ 276
<b>Expenditures:</b>				
<b>A-M</b>	Freeway Projects	14	\$ -	\$ -
<b>O</b>	Regional Capacity Program (RCP)	15	\$ -	\$ -
<b>P</b>	Regional Traffic Signal Synchronization Program (RTSSP)	16	\$ -	\$ -
<b>Q</b>	Local Fair Share	17	\$ 1,116,993	\$ 16,244
<b>R</b>	High Frequency Metrolink Service	18	\$ -	\$ -
<b>S</b>	Transit Extensions to Metrolink	19	\$ -	\$ -
<b>T</b>	Convert Metrolink Station(s) to Regional Gateways that connect Orange County with High-Speed Rail Systems	20	\$ -	\$ -
<b>U</b>	Senior Mobility Program or Senior Non-Emergency Medical Program	21	\$ 4,510	\$ 32
<b>V</b>	Community Based Transit/Circulators	22	\$ 52,344	\$ -
<b>W</b>	Safe Transit Stops	23	\$ -	\$ -
<b>X</b>	Environmental Cleanup Program (Water Quality)	24	\$ -	\$ -
	Other*	25	\$ -	\$ -
<b>TOTAL EXPENDITURES (Sum lines 14 to 25)</b>		26	\$ 1,173,847	\$ 16,276
<b>TOTAL BALANCE (Subtract line 26 from 13)</b>		27	\$ (443,567)	\$ (16,000)

\* Please provide a specific description

**M2 Expenditure Report**  
**Fiscal Year Ended June 30, 2021**  
**Streets and Roads Detailed Use of Funds**

Type of Expenditure	Line No.	MOE	Developer / Impact Fees <sup>+</sup>	O	O Interest	P	P Interest	Q	Q Interest	X	X Interest	Other M2 <sup>2</sup>	Other M2 Interest	Other*	TOTAL
<b>Indirect and/or Overhead</b>	1	\$ 1,122,689	\$ 1,194	\$ -	\$ -	\$ -	\$ -	\$ 3,259	\$ -	\$ -	\$ -	\$ -	\$ -	\$ -	\$ 1,127,142
<b>Construction &amp; Right-of-Way</b>															
New Street Construction	2	\$ -	\$ -	\$ -	\$ -	\$ -	\$ -	\$ -	\$ -	\$ -	\$ -	\$ -	\$ -	\$ -	\$ -
Street Reconstruction	3	\$ -	\$ 16,692					\$ 1,070,802	\$ 16,244	\$ -	\$ -	\$ -	\$ -	\$ -	\$ 1,103,738
Signals, Safety Devices, & Street Lights	4	\$ -	\$ 7,270							\$ -	\$ -	\$ -	\$ -	\$ -	\$ 7,270
Pedestrian Ways & Bikepaths	5	\$ -	\$ 9,125							\$ -	\$ -	\$ -	\$ -	\$ -	\$ 9,125
Storm Drains	6	\$ -	\$ -	\$ -	\$ -	\$ -	\$ -	\$ -	\$ -	\$ -	\$ -	\$ -	\$ -	\$ -	\$ -
Storm Damage	7	\$ -	\$ -	\$ -	\$ -	\$ -	\$ -	\$ -	\$ -	\$ -	\$ -	\$ -	\$ -	\$ -	\$ -
<b>Total Construction<sup>1</sup></b>	8	\$ -	\$ 33,087	\$ -	\$ -	\$ -	\$ -	\$ 1,070,802	\$ 16,244	\$ -	\$ -	\$ -	\$ -	\$ -	\$ 1,120,133
Right of Way Acquisition	9	\$ -	\$ -	\$ -	\$ -	\$ -	\$ -	\$ -	\$ -	\$ -	\$ -	\$ -	\$ -	\$ -	\$ -
<b>Total Construction &amp; Right-of-Way</b>	10	\$ -	\$ 33,087	\$ -	\$ -	\$ -	\$ -	\$ 1,070,802	\$ 16,244	\$ -	\$ -	\$ -	\$ -	\$ -	\$ 1,120,133
<b>Maintenance</b>															
Patching	11	\$ 233,115	\$ -	\$ -	\$ -	\$ -	\$ -	\$ -	\$ -	\$ -	\$ -	\$ -	\$ -	\$ -	\$ 233,115
Overlay & Sealing	12	\$ -	\$ -	\$ -	\$ -	\$ -	\$ -	\$ -	\$ -	\$ -	\$ -	\$ -	\$ -	\$ -	\$ -
Street Lights & Traffic Signals	13	\$ 525,835	\$ -	\$ -	\$ -	\$ -	\$ -	\$ -	\$ -	\$ -	\$ -	\$ -	\$ -	\$ -	\$ 525,835
Storm Damage	14	\$ 73,064	\$ -	\$ -	\$ -	\$ -	\$ -	\$ -	\$ -	\$ -	\$ -	\$ -	\$ -	\$ -	\$ 73,064
Other Street Purpose Maintenance	15	\$ 595,143	\$ -	\$ -	\$ -	\$ -	\$ -	\$ 42,932	\$ -	\$ -	\$ -	\$ -	\$ -	\$ -	\$ 638,075
<b>Total Maintenance<sup>1</sup></b>	16	\$ 1,427,157	\$ -	\$ -	\$ -	\$ -	\$ -	\$ 42,932	\$ -	\$ -	\$ -	\$ -	\$ -	\$ -	\$ 1,470,089
<b>Other</b>	17	\$ -	\$ -	\$ -	\$ -	\$ -	\$ -	\$ -	\$ -	\$ -	\$ -	\$ 56,854	\$ 32	\$ -	\$ 56,886
<b>GRAND TOTALS (Sum Lines 1, 10, 16, 17)</b>	18	\$ 2,549,846	\$ 34,281	\$ -	\$ -	\$ -	\$ -	\$ 1,116,993	\$ 16,244	\$ -	\$ -	\$ 56,854	\$ 32	\$ -	\$ 3,774,250
<b>Finance Director Confirmation</b>	19	Any California State Constitution Article XIX streets and road eligible expenditure may be "counted" in local jurisdictions' calculation of MOE if the activity is supported (funded) by a local jurisdictions' discretionary funds (e.g. general fund). The California State Controller also provides useful information on Article XIX and the Streets and Highways Code eligible expenditures in its "Guidelines Relating to Gas Tax Expenditures for Cities and Counties". I have reviewed and am aware of these guidelines and their applicability in calculating and reporting on Maintenance of Effort expenditures.  Finance Director initial: <u>    <i>al</i>    </u>													

<sup>1</sup> Includes direct charges for staff time  
<sup>2</sup> Other M2 includes A-M, R,S,T,U,V, and W  
 + Transportation related only  
 \* Please provide a specific description

**Legend**

Project	Description
A-M	Freeway Projects
O	Regional Capacity Program (RCP)
P	Regional Traffic Signal Synchronization Program (RTSSP)
Q	Local Fair Share
R	High Frequency Metrolink Service
S	Transit Extensions to Metrolink
T	Convert Metrolink Station(s) to Regional Gateways that connect Orange County with High-Speed Rail Systems
U	Senior Mobility Program or Senior Non-Emergency Medical Program
V	Community Based Transit/Circulators
W	Safe Transit Stops
X	Environmental Cleanup Program (Water Quality)



**M2 Expenditure Report  
Fiscal Year Ended June 30, 2021**

I hereby certify that:

All the information attached herein and included in schedules 1 through 4 is true and accurate to the best of my knowledge;

The interest earned on Net Revenues allocated pursuant to the Ordinance shall be expended only for those purposes for which the Net Revenues were allocated;

The City of San Juan Capistrano is aware of the State Controller's "Guidelines Relating to Gas Tax Expenditures for Cities and Counties", which is a guide for determining MOE Expenditures for M2 Eligibility purposes;

The City's Expenditure Report is in compliance with direction provided in the State Controller's "Guidelines Relating to Gas Tax Expenditures for Cities and Counties;" and

The City of San Juan Capistrano has expended in this fiscal year an amount of local discretionary funds for streets and roads purposes at least equal to one of the maintenance of effort requirements below<sup>10</sup>:

A) The City met the existing FY 2020-21 MOE benchmark dollar amount.

B) The City/County met a proportional MOE benchmark amount of FY 2020-21 General Funds Revenues

Ken Al-Imam

\_\_\_\_\_  
Director of Finance (Print Name)

12-7-2021

\_\_\_\_\_  
Date

  
\_\_\_\_\_  
Signature

<sup>10</sup> An actual General Fund Revenue excerpt from a jurisdiction's Comprehensive Annual Finance Report (CAFR) must be provided as backup documentation.

RESOLUTION NO. 21-12-07-01

A RESOLUTION OF THE CITY COUNCIL OF THE CITY OF SAN JUAN CAPISTRANO, CALIFORNIA CONCERNING THE MEASURE M2 EXPENDITURE REPORT FOR THE CITY OF SAN JUAN CAPISTRANO FOR THE FISCAL YEAR ENDED JUNE 30, 2021

**WHEREAS**, local jurisdictions are required to meet eligibility requirements and submit verification packages to the Orange County Transportation Authority (OCTA) in order to remain eligible to receive Measure M2 funds; and,

**WHEREAS**, local jurisdictions are required to adopt an annual Expenditure Report as part of the eligibility requirements; and,

**WHEREAS**, local jurisdictions are required to account for Net Revenues, developer/traffic impact fees, and funds expended by the local jurisdiction in the Expenditure Report that satisfy the Maintenance of Effort requirements; and,

**WHEREAS**, the Expenditure Report must include all Net Revenue fund balances, interest earned and expenditures identified by type and program or project; and,

**WHEREAS**, the Expenditure Report must be adopted by the local jurisdiction's governing body and submitted to the OCTA each year within six months of the end of the local jurisdiction's fiscal year to be eligible to receive Net Revenues as part of Measure M2.

**NOW, THEREFORE, BE IT RESOLVED**, that the City Council of the City of San Juan Capistrano, does hereby resolve, determine, find, and order as follows:

- a. The Measure M2 Expenditure Report is in conformance with the template provided in the Measure M2 Eligibility Guidelines and accounts for Net Revenues, including interest earned, and expenditures incurred during the fiscal year, and fund balances at the end of the fiscal year.
- b. The Measure M2 Expenditure Report, as provided in Exhibit A and attached hereto, is hereby adopted by the City Council of the City of San Juan Capistrano.
- c. The City of San Juan Capistrano Chief Financial Officer is hereby authorized and directed to sign and submit the Measure M2 Expenditure Report to OCTA for the fiscal year ending on June 30, 2021.

PASSED, APPROVED, AND ADOPTED this 7th day of December 2021.

*Derek Reeve*

DEREK REEVE, MAYOR

ATTEST:

*Maria Morris*

MARIA MORRIS, CITY CLERK

STATE OF CALIFORNIA )  
COUNTY OF ORANGE ) ss.  
CITY OF SAN JUAN CAPISTRANO )

I, Maria Morris, appointed City Clerk of the City of San Juan Capistrano, do hereby certify that the foregoing Resolution No. 21-12-07-01 was duly adopted by the City Council of the City of San Juan Capistrano at a Regular meeting thereof, held the 7<sup>th</sup> day of December 2021, by the following vote:

AYES: COUNCIL MEMBERS: Bourne, Taylor, Farias, Hart and Mayor Reeve

NOES: COUNCIL MEMBERS: None

ABSENT: COUNCIL MEMBERS: None

*Maria Morris*

MARIA MORRIS, CITY CLERK



**Orange County Transportation Authority**

**M2 Fact Sheet**

**City of Santa Ana**

**Fiscal Year Ended June 30, 2021**

**Council Action** 12/7/2021

**Signed Resolution** Yes

**Revised Final Report?** No

	<u>Actual</u>	<u>Benchmark</u>
<b>MOE Expenditures</b>	\$12,162,887	\$9,040,904

Project	Beginning Balance A	Revenues Claimed B	Expenditures C	Ending Balance D	Verify A+B-C-D
M2 Fairshare	11,064,510	4,943,364	4,062,090	11,945,784	0
M2 Fairshare Interest	242,771	756	0	243,527	0
M2 CTFP (Project O)	-20,869,271	5,294,873	2,980,090	-18,554,488	0
M2 CTFP (Project O) Interest	222,773	810	0	223,583	0
Regional Traffic Signal Synchronization Program	-579,402	0	0	-579,402	0
Regional Traffic Signal Synchronization Program Int	8,286	0	0	8,286	0
Transit Extensions to Metrolink	292,229	0	0	292,229	0
Transit Extensions to Metrolink Interest	0	0	0	0	0
SMP or Senior Non-Emergency Medical	193,376	209,734	48,698	354,412	0
SMP or Senior Non-Emergency Medical Interest	1,262	1,245	0	2,507	0
Safe Transit Stops	-5,920	0	0	-5,920	0
Safe Transit Stops Interest	0	0	0	0	0
Water Quality Program (Project X)	-569,705	354,615	-60,178	-154,911	0
Water Quality Program (Project X) Interest	1,639	54	0	1,693	0
Freeway Environmental Mitigation	0	0	11,376	-11,376	0
Freeway Environmental Mitigation Interest	0	0	0	0	0
<b>Grand Total</b>	<b>-9,997,450</b>	<b>10,805,451</b>	<b>7,042,076</b>	<b>-6,234,074</b>	<b>0</b>

**M2 Expenditure Report**  
**Fiscal Year Ended June 30, 2021**  
**Beginning and Ending Balances**

Description	Line No.	Amount	Interest
<b>Balances at Beginning of Fiscal Year</b>			
<b>A-M</b> Freeway Projects	1	\$ -	\$ -
<b>O</b> Regional Capacity Program (RCP)	2	\$ (20,869,271)	\$ 222,772
<b>P</b> Regional Traffic Signal Synchronization Program (RTSSP)	3	\$ (579,402)	\$ 8,286
<b>Q</b> Local Fair Share <sup>^</sup>	4	\$ 11,064,510	\$ 242,771
<b>R</b> High Frequency Metrolink Service	5	\$ -	\$ -
<b>S</b> Transit Extensions to Metrolink	6	\$ 292,230	\$ -
<b>T</b> Convert Metrolink Station(s) to Regional Gateways that connect Orange County with High-Speed Rail Systems	7	\$ -	\$ -
<b>U</b> Senior Mobility Program or Senior Non-Emergency Medical Program	8	\$ 193,376	\$ 1,262
<b>V</b> Community Based Transit/Circulators	9	\$ -	\$ -
<b>W</b> Safe Transit Stops	10	\$ (5,920)	\$ -
<b>X</b> Environmental Cleanup Program (Water Quality)	11	\$ (569,704)	\$ 1,639
Other*	12		\$ -
<b>Balances at Beginning of Fiscal Year</b>	13	\$ (10,474,181)	\$ 476,730
Monies Made Available During Fiscal Year	14	\$ 10,802,586	\$ 2,865
<b>Total Monies Available (Sum Lines 13 &amp; 14)</b>	15	\$ 328,405	\$ 479,595
Expenditures During Fiscal Year	16	\$ 7,042,076	\$ -
<b>Balances at End of Fiscal Year</b>			
<b>A-M</b> Freeway Projects	17	\$ (11,376)	\$ -
<b>O</b> Regional Capacity Program (RCP)	18	\$ (18,554,488)	\$ 223,582
<b>P</b> Regional Traffic Signal Synchronization Program (RTSSP)	19	\$ (579,402)	\$ 8,286
<b>Q</b> Local Fair Share	20	\$ 11,945,784	\$ 243,527
<b>R</b> High Frequency Metrolink Service	21	\$ -	\$ -
<b>S</b> Transit Extensions to Metrolink	22	\$ 292,230	\$ -
<b>T</b> Convert Metrolink Station(s) to Regional Gateways that connect Orange County with High-Speed Rail Systems	23	\$ -	\$ -
<b>U</b> Senior Mobility Program or Senior Non-Emergency Medical Program	24	\$ 354,412	\$ 2,507
<b>V</b> Community Based Transit/Circulators	25	\$ -	\$ -
<b>W</b> Safe Transit Stops	26	\$ (5,920)	\$ -
<b>X</b> Environmental Cleanup Program (Water Quality)	27	\$ (154,911)	\$ 1,693
Other*	28	\$ -	\$ -

\* Please provide a specific description

<sup>^</sup>Including additional \$89,585 to adjusted Local Fair Share balance per FY17-18 Agreed-Upon Procedures Review.




**M2 Expenditure Report**  
**Fiscal Year Ended June 30, 2021**  
**Sources and Uses**

Description	Line No.	Amount	Interest
<b>Revenues:</b>			
<b>A-M</b> Freeway Projects	1	\$ -	\$ -
<b>O</b> Regional Capacity Program (RCP)	2	\$ 5,294,873	\$ 810
<b>P</b> Regional Traffic Signal Synchronization Program (RTSSP)	3	\$ -	\$ -
<b>Q</b> Local Fair Share	4	\$ 4,943,364	\$ 756
<b>R</b> High Frequency Metrolink Service	5	\$ -	\$ -
<b>S</b> Transit Extensions to Metrolink	6	\$ -	\$ -
<b>T</b> Convert Metrolink Station(s) to Regional Gateways that connect Orange County with High-Speed Rail Systems	7	\$ -	\$ -
<b>U</b> Senior Mobility Program or Senior Non-Emergency Medical Program	8	\$ 209,734	\$ 1,245
<b>V</b> Community Based Transit/Circulators	9	\$ -	\$ -
<b>W</b> Safe Transit Stops	10	\$ -	\$ -
<b>X</b> Environmental Cleanup Program (Water Quality)	11	\$ 354,615	\$ 54
Other*	12	\$ -	
<b>TOTAL REVENUES (Sum lines 1 to 12)</b>	13	\$ 10,802,586	\$ 2,865
<b>Expenditures:</b>			
<b>A-M</b> Freeway Projects	14	\$ 11,376	\$ -
<b>O</b> Regional Capacity Program (RCP)	15	\$ 2,980,090	\$ -
<b>P</b> Regional Traffic Signal Synchronization Program (RTSSP)	16	\$ -	\$ -
<b>Q</b> Local Fair Share	17	\$ 4,062,090	\$ -
<b>R</b> High Frequency Metrolink Service	18	\$ -	\$ -
<b>S</b> Transit Extensions to Metrolink	19	\$ -	\$ -
<b>T</b> Convert Metrolink Station(s) to Regional Gateways that connect Orange County with High-Speed Rail Systems	20	\$ -	\$ -
<b>U</b> Senior Mobility Program or Senior Non-Emergency Medical Program	21	\$ 48,698	\$ -
<b>V</b> Community Based Transit/Circulators	22	\$ -	\$ -
<b>W</b> Safe Transit Stops	23	\$ -	\$ -
<b>X</b> Environmental Cleanup Program (Water Quality)	24	\$ (60,178)	\$ -
Other*	25	\$ -	\$ -
<b>TOTAL EXPENDITURES (Sum lines 14 to 25)</b>	26	\$ 7,042,076	\$ -
<b>TOTAL BALANCE (Subtract line 26 from 13)</b>	27	\$ 3,760,510	\$ 2,865

\* Please provide a specific description

**M2 Expenditure Report**  
**Fiscal Year Ended June 30, 2021**  
**Streets and Roads Detailed Use of Funds**

Type of Expenditure	Line No.	MOE	Developer / Impact Fees*	O	O Interest	P	P Interest	Q	Q Interest	X	X Interest	Other M2 <sup>2</sup>	Other M2 Interest	Other*	TOTAL
Indirect and/or Overhead	1	1,501,860	-	-	-	-	-	336,584	-	-	-	-	-	-	1,838,444
<b>Construction &amp; Right-of-Way</b>															
New Street Construction	2	-	-	-	-	-	-	-	-	-	-	-	-	-	-
Street Reconstruction	3	1,000,000	-	110,586	-	-	-	2,729,961	-	-	-	-	-	-	3,840,547
Signals, Safety Devices, & Street Lights	4	192,734	-	-	-	-	-	381,578	-	-	-	-	-	-	574,312
Pedestrian Ways & Bikepaths	5	-	-	-	-	-	-	600,744	-	-	-	-	-	-	600,744
Storm Drains	6	-	-	-	-	-	-	-	-	(60,178)	-	-	-	-	(60,178)
Storm Damage	7	-	-	-	-	-	-	-	-	-	-	-	-	-	-
<b>Total Construction<sup>1</sup></b>	8	1,192,734	-	110,586	-	-	-	3,712,284	-	(60,178)	-	-	-	-	4,955,425
Right of Way Acquisition	9	-	-	2,869,504	-	-	-	13,222	-	-	-	-	-	-	2,882,726
<b>Total Construction &amp; Right-of-Way</b>	10	1,192,734	-	2,980,090	-	-	-	3,725,506	-	(60,178)	-	-	-	-	7,838,152
<b>Maintenance</b>															
Patching	11	-	-	-	-	-	-	-	-	-	-	-	-	-	-
Overlay & Sealing	12	-	-	-	-	-	-	-	-	-	-	-	-	-	-
Street Lights & Traffic Signals	13	5,444,365	-	-	-	-	-	-	-	-	-	-	-	-	5,444,365
Storm Damage	14	-	-	-	-	-	-	-	-	-	-	-	-	-	-
Other Street Purpose Maintenance	15	4,023,928	-	-	-	-	-	-	-	-	-	48,698	-	-	4,072,626
<b>Total Maintenance<sup>1</sup></b>	16	9,468,293	-	-	-	-	-	-	-	-	-	48,698	-	-	9,516,991
Other <sup>^</sup>	17	-	-	-	-	-	-	-	-	-	-	11,376	-	-	11,376
<b>GRAND TOTALS (Sum Lines 1, 10, 16, 17)</b>	18	12,162,887	-	2,980,090	-	-	-	4,062,090	-	(60,178)	-	60,074	-	-	19,204,963
<b>Finance Director Confirmation</b>	19	Any California State Constitution Article XIX streets and road eligible expenditure may be "counted" in local jurisdictions' calculation of MOE if the activity is supported (funded) by a local jurisdictions' discretionary funds (e.g. general fund). The California State Controller also provides useful information on Article XIX and the Streets and Highways Code eligible expenditures in its "Guidelines Relating to Gas Tax Expenditures for Cities and Counties". I have reviewed and am aware of these guidelines and their applicability in calculating and reporting on Maintenance of Effort expenditures. Finance Director initial:  Kathryn Downs (Nov 23, 2021 18:49 PST)													

<sup>1</sup> Includes direct charges for staff time  
<sup>2</sup> Other M2 includes A-M, R,S,T,U,V, and W  
 + Transportation related only  
 \* Please provide a specific description  
 ^ SR-55 Widening Project

**Legend**

Project	Description
A-M	Freeway Projects
O	Regional Capacity Program (RCP)
P	Regional Traffic Signal Synchronization Program (RTSSP)
Q	Local Fair Share
R	High Frequency Metrolink Service
S	Transit Extensions to Metrolink
T	Convert Metrolink Station(s) to Regional Gateways that connect Orange County with High-Speed Rail Systems
U	Senior Mobility Program or Senior Non-Emergency Medical Program
V	Community Based Transit/Circulators
W	Safe Transit Stops
X	Environmental Cleanup Program (Water Quality)

**M2 Expenditure Report  
Fiscal Year Ended June 30, 2021  
Local Fair Share Project List**

PROJECT NAME	AMOUNT EXPENDED
BIKE LANE PROJECT DEV FY 18/19	5,216.56
BRISTOL & EDINGER CLASS II BK	72,516.42
BRISTOL REHAB 17TH-SANTA CLARA	14,247.16
BRISTOL ST PROTECTED LN EDGR-1	342,491.76
Bristol Wdng-Wrnr/St Andrw IV	13,222.00
FAIRVIEW ST: SEGERSTROM TO NCL	67,052.23
FAIRVIEW TRAFFIC SIG SYNCH	1,478.39
FLOWER ST SAFETY ENHANCEMENTS	69,537.54
FY20/21 LOC ST PREVENT MAINT	21,863.99
FY20/21 PAVEMENT MANAGEMENT	52,401.77
HAZARD AVE PROTECTED BIKE LANE	116,018.27
LINCOLN PEDESTRIAN TRAIL	179.72
LOCAL ST PREVEN MAINT FY 18/19	227,645.28
LOCAL ST PREVENT MAINT FY19/20	2,296,718.41
MAIN SLURRY: MEMORY-NCL	11,457.12
MAIN ST REHAB: EDINGR TO FIRST	42,343.85
MAIN ST TRAFFIC SIG SYNCH	39,666.87
OMNIBUS CONCRETE PR FY19/20	48,633.45
PAVEMENT MANAGEMENT FY 18/19	13.45
PAVEMENT MANAGEMENT FY 19/20	60,491.37
PROJECT DEVELOPMENT FY 19/20	11,898.92
RIGHT OF WAY MGMNT FY 20/21	93,477.15
TRAFFIC MANAGEMENT PLANS 18/19	18,417.25
TRAFFIC MANAGEMENT PLANS 19/20	2,629.00
TRAFFIC SGNL EQUIPMNT REP19/20	69,837.00
TRAFFIC SGNL MOD @ 4 INTRSCNTNS	5,871.39
TRANSIT STUDY PROJECT	92,039.00
Westminster Ave/17 St Corr Trf	264,724.66
	4,062,090

**M2 Expenditure Report  
Fiscal Year Ended June 30, 2021**

I hereby certify that:

- All the information attached herein and included in schedules 1 through 4 is true and accurate to the best of my knowledge;
- The interest earned on Net Revenues allocated pursuant to the Ordinance shall be expended only for those purposes for which the Net Revenues were allocated;
- The City of Santa Ana is aware of the State Controller’s “Guidelines Relating to Gas Tax Expenditures for Cities and Counties”, which is a guide for determining MOE Expenditures for M2 Eligibility purposes;
- The City’s Expenditure Report is in compliance with direction provided in the State Controller’s “Guidelines Relating to Gas Tax Expenditures for Cities and Counties;” and
- The City of Santa Ana has expended in this fiscal year an amount of local discretionary funds for streets and roads purposes at least equal to one of the maintenance of effort requirements below<sup>10</sup>:
  - A) The City met the existing FY 2020-21 MOE benchmark dollar amount.
  - B) The City met a proportional MOE benchmark amount of FY 2020-21 General Funds Revenues that is at least equal to the percent listed in column C of Exhibit 2 in the M2 Eligibility Guidelines.

\_\_\_\_\_  
Kathryn Downs  
Director of Finance (Print Name)

\_\_\_\_\_  
Nov 23, 2021  
Date

\_\_\_\_\_  
*KD*  
Kathryn Downs (Nov 23, 2021 16:49 PST)  
Signature *JY*

<sup>10</sup> An actual General Fund Revenue excerpt from a jurisdiction’s Comprehensive Annual Finance Report (CAFR) must be provided as backup documentation.

RESOLUTION NO. 2021-076

A RESOLUTION OF THE CITY COUNCIL OF THE CITY OF  
SANTA ANA CONCERNING THE MEASURE M2  
EXPENDITURE REPORT FOR THE CITY OF SANTA ANA

BE IT RESOLVED BY THE CITY COUNCIL OF THE CITY OF SANTA ANA  
AS FOLLOWS:

Section 1. The City Council of the City of Santa Ana hereby finds, determines and declares as follows:

- A. Local jurisdictions are required to meet eligibility requirements and submit eligibility verification packages to the Orange County Transportation Authority (OCTA) in order to remain eligible to receive M2 funds.
- B. Local jurisdictions are required to adopt an annual M2 Expenditure Report as part of one of the eligibility requirements.
- C. Local jurisdictions are required to account for Net Revenues, developer/traffic impact fees, and funds expended by the local jurisdiction in the M2 Expenditure Report that satisfy the Maintenance of Effort requirements.
- D. The M2 Expenditure Report shall include all Net Revenue fund balances, interest earned, and expenditures identified by type and program or project.
- E. The M2 Expenditure Report must be adopted and submitted to the OCTA each year within six months of the end of the local jurisdiction's fiscal year to be eligible to receive Net Revenues as part of M2.

Section 2. The City Council of the City of Santa Ana hereby finds that the FY 2020/21 Measure M2 Expenditure Report is in conformance with the template provided in the Measure M2 Eligibility Guidelines and accounts for Net Revenues including interest earned, expenditures during the fiscal year, and balances at the end of fiscal year.

Section 3. The M2 Expenditure Report is hereby adopted by the City of Santa Ana.

Section 4. The Finance Director of the City of Santa Ana is hereby authorized to sign and submit the Measure M2 Expenditure Report to OCTA for the fiscal year 2020/21.

Section 5. This Resolution shall take effect immediately upon its adoption by the City Council, and the Clerk of the Council shall attest to and certify the vote adopting this Resolution.

ADOPTED this 7<sup>th</sup> day of December, 2021.

  
\_\_\_\_\_  
Vicente Sarmiento  
Mayor

APPROVED AS TO FORM:  
Sonia R. Carvalho, City Attorney


By:   
\_\_\_\_\_  
John M. Funk  
Sr. Assistant City Attorney

AYES:	Councilmembers	<u>Bacerra, Hernandez, Lopez, Mendoza,</u> <u>Phan, Penaloza, Sarmiento (7)</u>
NOES:	Councilmembers	<u>None (0)</u>
ABSTAIN:	Councilmembers	<u>None (0)</u>
NOT PRESENT:	Councilmembers	<u>None (0)</u>

CERTIFICATE OF ATTESTATION AND ORIGINALITY

I, DAISY GOMEZ, Clerk of the Council, do hereby attest to and certify the attached Resolution No. 2021-076 to be the original resolution adopted by the City Council of the City of Santa Ana on December 7, 2021.

Date: 12-13 2021

  
\_\_\_\_\_  
Daisy Gomez  
Clerk of the Council  
City of Santa Ana



**Orange County Transportation Authority**

**M2 Fact Sheet**

**City of Seal Beach**

**Fiscal Year Ended June 30, 2021**

Council Action 12/13/2021

Signed Resolution Yes

Revised Final Report? No

	<u>Actual</u>	<u>Benchmark</u>
<b>MOE Expenditures</b>	\$1,494,552	\$642,598

Project	Beginning Balance A	Revenues Claimed B	Expenditures C	Ending Balance D	Verify A+B-C-D
M2 Fairshare	1,241,781	425,244	494,050	1,172,974	0
M2 Fairshare Interest	0	14,518	14,518	0	0
M2 CTFP (Project O)	-398,148	0	0	-398,148	0
M2 CTFP (Project O) Interest	0	0	0	0	0
Regional Traffic Signal Synchronization Program	357,462	0	133,812	223,650	0
Regional Traffic Signal Synchronization Program Int	0	0	0	0	0
SMP or Senior Non-Emergency Medical	-94,863	73,020	124,184	-146,027	0
SMP or Senior Non-Emergency Medical Interest	0	0	0	0	0
Water Quality Program (Project X)	-111,473	216,663	0	105,190	0
Water Quality Program (Project X) Interest	0	0	0	0	0
Other	0	0	529,821	-529,821	0
Other Interest	0	0	0	0	0
<b>Grand Total</b>	<b>994,760</b>	<b>729,444</b>	<b>1,296,385</b>	<b>427,819</b>	<b>0</b>

**M2 Expenditure Report**  
**Fiscal Year Ended June 30, 2021**  
**Beginning and Ending Balances**

Description	Line No.	Amount	Interest
<b>Balances at Beginning of Fiscal Year</b>			
<b>A-M</b> Freeway Projects	1	\$ -	\$ -
<b>O</b> Regional Capacity Program (RCP)	2	\$ (398,148.00)	\$ -
<b>P</b> Regional Traffic Signal Synchronization Program (RTSSP)	3	\$ 357,462.00	\$ -
<b>Q</b> Local Fair Share	4	\$ 1,241,782.00	\$ -
<b>R</b> High Frequency Metrolink Service	5	\$ -	\$ -
<b>S</b> Transit Extensions to Metrolink	6	\$ -	\$ -
<b>T</b> Convert Metrolink Station(s) to Regional Gateways that connect Orange County with High-Speed Rail Systems	7	\$ -	\$ -
<b>U</b> Senior Mobility Program or Senior Non-Emergency Medical Program	8	\$ (94,864.00)	\$ -
<b>V</b> Community Based Transit/Circulators	9	\$ -	\$ -
<b>W</b> Safe Transit Stops	10	\$ -	\$ -
<b>X</b> Environmental Cleanup Program (Water Quality)	11	\$ (235,483.00)	\$ -
Other*	12	\$ -	\$ -
<b>Balances at Beginning of Fiscal Year</b>	13	\$ 870,749.00	\$ -
Monies Made Available During Fiscal Year	14	\$ 426,914.00	\$ 14,518
<b>Total Monies Available (Sum Lines 13 &amp; 14)</b>	15	\$ 1,297,663.00	\$ 14,518
Expenditures During Fiscal Year	16	\$ 752,046.00	\$ 14,518
<b>Balances at End of Fiscal Year</b>			
<b>A-M</b> Freeway Projects	17	\$ -	\$ -
<b>O</b> Regional Capacity Program (RCP)	18	\$ (398,148.00)	\$ -
<b>P</b> Regional Traffic Signal Synchronization Program (RTSSP)	19	\$ 223,650.00	\$ -
<b>Q</b> Local Fair Share	20	\$ 1,101,626.00	\$ -
<b>R</b> High Frequency Metrolink Service	21	\$ -	\$ -
<b>S</b> Transit Extensions to Metrolink	22	\$ -	\$ -
<b>T</b> Convert Metrolink Station(s) to Regional Gateways that connect Orange County with High-Speed Rail Systems	23	\$ -	\$ -
<b>U</b> Senior Mobility Program or Senior Non-Emergency Medical Program	24	\$ (146,028.00)	\$ -
<b>V</b> Community Based Transit/Circulators	25	\$ -	\$ -
<b>W</b> Safe Transit Stops	26	\$ -	\$ -
<b>X</b> Environmental Cleanup Program (Water Quality)	27	\$ (235,483.00)	\$ -
Other*	28	\$ -	\$ -

\* Please provide a specific description



**M2 Expenditure Report**  
**Fiscal Year Ended June 30, 2021**  
**Sources and Uses**

Description	Line No.	Amount	Interest
<b>Revenues:</b>			
<b>A-M</b> Freeway Projects	1	\$ -	\$ -
<b>O</b> Regional Capacity Program (RCP)	2	\$ -	\$ -
<b>P</b> Regional Traffic Signal Synchronization Program (RTSSP)	3	\$ -	\$ -
<b>Q</b> Local Fair Share	4	\$ 353,894	\$ 14,518
<b>R</b> High Frequency Metrolink Service	5	\$ -	\$ -
<b>S</b> Transit Extensions to Metrolink	6	\$ -	\$ -
<b>T</b> Convert Metrolink Station(s) to Regional Gateways that connect Orange County with High-Speed Rail Systems	7	\$ -	\$ -
<b>U</b> Senior Mobility Program or Senior Non-Emergency Medical Program	8	\$ 73,020	\$ -
<b>V</b> Community Based Transit/Circulators	9	\$ -	\$ -
<b>W</b> Safe Transit Stops	10	\$ -	\$ -
<b>X</b> Environmental Cleanup Program (Water Quality)	11	\$ -	\$ -
Other*	12	\$ -	\$ -
<b>TOTAL REVENUES (Sum lines 1 to 12)</b>	13	\$ 426,914	\$ 14,518
<b>Expenditures:</b>			
<b>A-M</b> Freeway Projects	14	\$ -	\$ -
<b>O</b> Regional Capacity Program (RCP)	15	\$ -	\$ -
<b>P</b> Regional Traffic Signal Synchronization Program (RTSSP)	16	\$ 133,812	\$ -
<b>Q</b> Local Fair Share	17	\$ 494,050	\$ 14,518
<b>R</b> High Frequency Metrolink Service	18	\$ -	\$ -
<b>S</b> Transit Extensions to Metrolink	19	\$ -	\$ -
<b>T</b> Convert Metrolink Station(s) to Regional Gateways that connect Orange County with High-Speed Rail Systems	20	\$ -	\$ -
<b>U</b> Senior Mobility Program or Senior Non-Emergency Medical Program	21	\$ 124,184	\$ -
<b>V</b> Community Based Transit/Circulators	22	\$ -	\$ -
<b>W</b> Safe Transit Stops	23	\$ -	\$ -
<b>X</b> Environmental Cleanup Program (Water Quality)	24	\$ -	\$ -
Other*	25	\$ -	\$ -
<b>TOTAL EXPENDITURES (Sum lines 14 to 25)</b>	26	\$ 752,046	\$ 14,518
<b>TOTAL BALANCE (Subtract line 26 from 13)</b>	27	\$ (325,132)	\$ -

\* Please provide a specific description

**M2 Expenditure Report**  
**Fiscal Year Ended June 30, 2021**  
**Streets and Roads Detailed Use of Funds**

Type of Expenditure	Line No.	MOE	Developer / Impact Fees <sup>+</sup>	O	O Interest	P	P Interest	Q	Q Interest	X	X Interest	Other M2 <sup>2</sup>	Other M2 Interest	Other*	TOTAL
<b>Indirect and/or Overhead</b>	1	\$ 579,089	\$ -	\$ -	\$ -	\$ -	\$ -	\$ -	\$ -	\$ -	\$ -	\$ -	\$ -	\$ -	\$ 579,089
<b>Construction &amp; Right-of-Way</b>															
New Street Construction	2	\$ -	\$ -	\$ -	\$ -	\$ -	\$ -	\$ 4,857.27	\$ 142.73	\$ -	\$ -	\$ -	\$ -	\$ -	\$ 5,000
Street Reconstruction	3	\$ -	\$ -	\$ -	\$ -	\$ -	\$ -	\$ -	\$ -	\$ -	\$ -	\$ -	\$ -	\$ -	\$ -
Signals, Safety Devices, & Street Lights	4	\$ -	\$ -	\$ -	\$ -	\$ 133,812.37	\$ -	\$ 39,230.11	\$ 1,152.80	\$ -	\$ -	\$ -	\$ -	\$ -	\$ 174,195
Pedestrian Ways & Bikepaths	5	\$ 914.97	\$ -	\$ -	\$ -	\$ -	\$ -	\$ 54,639.64	\$ 1,605.62	\$ -	\$ -	\$ -	\$ -	\$ 109,414.14	\$ 166,574
Storm Drains	6	\$ -	\$ -	\$ -	\$ -	\$ -	\$ -	\$ -	\$ -	\$ -	\$ -	\$ -	\$ -	\$ 65,181.50	\$ 65,182
Storm Damage	7	\$ -	\$ -	\$ -	\$ -	\$ -	\$ -	\$ -	\$ -	\$ -	\$ -	\$ -	\$ -	\$ -	\$ -
<b>Total Construction<sup>1</sup></b>	8	\$ -	\$ -	\$ -	\$ -	\$ 133,812.37	\$ -	\$ 98,727.02	\$ 2,901.15	\$ -	\$ -	\$ -	\$ -	\$ 174,595.64	\$ 410,036
Right of Way Acquisition	9	\$ -	\$ -	\$ -	\$ -	\$ -	\$ -	\$ -	\$ -	\$ -	\$ -	\$ -	\$ -	\$ -	\$ -
<b>Total Construction &amp; Right-of-Way</b>	10	\$ -	\$ -	\$ -	\$ -	\$ 133,812.37	\$ -	\$ 98,727.02	\$ 2,901.15	\$ -	\$ -	\$ -	\$ -	\$ 174,595.64	\$ 410,036
<b>Maintenance</b>															
Patching	11	\$ 37,673.63	\$ -	\$ -	\$ -	\$ -	\$ -	\$ -	\$ -	\$ -	\$ -	\$ -	\$ -	\$ -	\$ 37,674
Overlay & Sealing	12	\$ -	\$ -	\$ -	\$ -	\$ -	\$ -	\$ 395,322.59	\$ 11,616.84	\$ -	\$ -	\$ -	\$ -	\$ 355,225.45	\$ 762,165
Street Lights & Traffic Signals	13	\$ 115,387.33	\$ -	\$ -	\$ -	\$ -	\$ -	\$ -	\$ -	\$ -	\$ -	\$ -	\$ -	\$ -	\$ 115,387
Storm Damage	14	\$ 16,139.91	\$ -	\$ -	\$ -	\$ -	\$ -	\$ -	\$ -	\$ -	\$ -	\$ -	\$ -	\$ -	\$ 16,140
Other Street Purpose Maintenance	15	\$ 746,261.89	\$ -	\$ -	\$ -	\$ -	\$ -	\$ -	\$ -	\$ -	\$ -	\$ -	\$ -	\$ -	\$ 746,262
<b>Total Maintenance<sup>1</sup></b>	16	\$ 915,462.76	\$ -	\$ -	\$ -	\$ -	\$ -	\$ 395,322.59	\$ 11,616.84	\$ -	\$ -	\$ -	\$ -	\$ 355,225.45	\$ 1,677,628
<b>Other</b>	17		\$ -	\$ -	\$ -	\$ -	\$ -	\$ -	\$ -	\$ -	\$ -	\$ 124,184.44	\$ -	\$ -	\$ 124,184
<b>GRAND TOTALS (Sum Lines 1, 10, 16, 17)</b>	18	\$ 1,494,552	\$ -	\$ -	\$ -	\$ 133,812	\$ -	\$ 494,050	\$ 14,518	\$ -	\$ -	\$ 124,184	\$ -	\$ 529,821	\$ 2,790,938
<b>Finance Director Confirmation</b>	19	Any California State Constitution Article XIX streets and road eligible expenditure may be "counted" in local jurisdictions' calculation of MOE if the activity is supported (funded) by a local jurisdictions' discretionary funds (e.g. general fund). The California State Controller also provides useful information on Article XIX and the Streets and Highways Code eligible expenditures in its "Guidelines Relating to Gas Tax Expenditures for Cities and Counties". I have reviewed and am aware of these guidelines and their applicability in calculating and reporting on Maintenance of Effort expenditures.  Finance Director initial: <u>KT</u>													

<sup>1</sup> Includes direct charges for staff time  
<sup>2</sup> Other M2 includes A-M, R,S,T,U,V, and W  
+ Transportation related only  
\* Please provide a specific description  
Other\* Pedestrian Ways & Bikepaths line 5 is ATP Grant  
Other\* Storm Drains Line 6 is OCTA I-405 Settlement  
Other\* Overlay & Sealing Line 12 is SB1 Funding

**Legend**

Project	Description
A-M	Freeway Projects
O	Regional Capacity Program (RCP)
P	Regional Traffic Signal Synchronization Program (RTSSP)
Q	Local Fair Share
R	High Frequency Metrolink Service
S	Transit Extensions to Metrolink
T	Convert Metrolink Station(s) to Regional Gateways that connect Orange County with High-Speed Rail Systems
U	Senior Mobility Program or Senior Non-Emergency Medical Program
V	Community Based Transit/Circulators
W	Safe Transit Stops
X	Environmental Cleanup Program (Water Quality)

**M2 Expenditure Report**  
**Fiscal Year Ended June 30, 2021**  
**Local Fair Share Project List**

PROJECT NAME	AMOUNT EXPENDED
ST1811 Lampson Bike Trail Gap Closure Project	\$ 56,245.26
ST2001 Annual Slurry Seal Program	\$ 174,034.16
ST2006 City Wide Traffic Signal Improvement Project	\$ 34,528.04
ST2101 Annual Slurry Seal Program	\$ 232,905.27
ST2106 Citywide Traffic Signal Improvement Project	\$ 5,854.87
ST2110 Westminster and Seal Beach Blvd Right Turn Study Project	\$ 5,000.00
\$ 508,567.60	

**M2 Expenditure Report**  
**Fiscal Year Ended June 30, 2021**

I hereby certify that:

All the information attached herein and included in schedules 1 through 4 is true and accurate to the best of my knowledge;

The interest earned on Net Revenues allocated pursuant to the Ordinance shall be expended only for those purposes for which the Net Revenues were allocated;

The City of Seal Beach is aware of the State Controller's "Guidelines Relating to Gas Tax Expenditures for Cities and Counties", which is a guide for determining MOE Expenditures for M2 Eligibility purposes;

The City's Expenditure Report is in compliance with direction provided in the State Controller's "Guidelines Relating to Gas Tax Expenditures for Cities and Counties;" and

The City of Seal Beach has expended in this fiscal year an amount of local discretionary funds for streets and roads purposes at least equal to one of the maintenance of effort requirements below<sup>10</sup>:

A) The City met the existing FY 2020-21 MOE benchmark dollar amount.

B) The City met a proportional MOE benchmark amount of FY 2020-21 General Funds Revenues that is at least equal to the percent listed in column C of Exhibit 2 in the M2 Eligibility Guidelines.

Kelly Telford  
Director of Finance (Print Name)

11/30/2021  
Date

Kelly Telford  
Signature

<sup>10</sup> An actual General Fund Revenue excerpt from a jurisdiction's Comprehensive Annual Finance Report (CAFR) must be provided as backup documentation.

## RESOLUTION 7222

### A RESOLUTION OF THE SEAL BEACH CITY COUNCIL APPROVING THE MEASURE M2 EXPENDITURE REPORT FOR THE CITY OF SEAL BEACH FOR FY 2020-2021

WHEREAS, local jurisdictions are required to meet eligibility requirements and submit eligibility verification packages to Orange County Transportation Authority (OCTA) in order to remain eligible to receive M2 funds; and,

WHEREAS, local jurisdictions are required to adopt an annual M2 Expenditure Report as part of one of the eligibility requirements; and,

WHEREAS, local jurisdictions are required to account for Net Revenues, developer/traffic impact fees, and funds expended by local jurisdiction in the M2 Expenditure Report that satisfy the Maintenance of Effort requirements; and,

WHEREAS, the M2 Expenditure Report shall include all Net Revenue fund balances, interest earned and expenditures identified by type and program or project; and,

WHEREAS, the M2 Expenditure Report must be adopted and submitted to the OCTA each year within six months of the end of the local jurisdiction's fiscal year to be eligible to receive Net Revenues as part of M2.

THE SEAL BEACH CITY COUNCIL DOES HEREBY RESOLVE:

Section 1. The Measure M2 Expenditure Report for fiscal year 2020/2021, attached hereto as Exhibit "A" and incorporated herein by this reference, is in conformance with the M2 Expenditure Report Template provided in the Measure M2 Eligibility Guidelines and accounts for Net Revenues including interest earned, expenditures during the fiscal year and balances at the end of fiscal year.

Section 2. The M2 Expenditure Report is hereby adopted for the City of Seal Beach.

Section 3. The City of Seal Beach Finance Director/City Treasurer is hereby authorized to sign and submit the M2 Expenditure Report for the fiscal year ending June 30, 2021 to the Orange County Transportation Authority no later than December 31, 2021.

PASSED, APPROVED AND ADOPTED by the Seal Beach City Council at a regular meeting held on the 13th day of December, 2021 by the following vote:

AYES: Council Members: Kalmick, Massa-Lavitt, Moore, Sustarsic, Varipapa

NOES: Council Members: None

ABSENT: Council Members: None

ABSTAIN: Council Members: None



Joe Kalmick, Mayor

ATTEST:

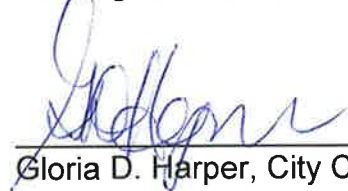


Gloria D. Harper, City Clerk



STATE OF CALIFORNIA }  
COUNTY OF ORANGE } SS  
CITY OF SEAL BEACH }

I, Gloria D. Harper, City Clerk of the City of Seal Beach, do hereby certify that the foregoing resolution is the original copy of Resolution 7222 on file in the office of the City Clerk, passed, approved, and adopted by the City Council at a regular meeting held on the 13<sup>th</sup> day of December 2021.



Gloria D. Harper, City Clerk



**Orange County Transportation Authority**

**M2 Fact Sheet**

**City of Stanton**

**Fiscal Year Ended June 30, 2021**

Council Action 11/23/2021

Signed Resolution Yes

Revised Final Report? No

	<u>Actual</u>	<u>Benchmark</u>
<b>MOE Expenditures</b>	\$299,095	\$285,869

<b>Project</b>	<b>Beginning Balance A</b>	<b>Revenues Claimed B</b>	<b>Expenditures C</b>	<b>Ending Balance D</b>	<b>Verify A+B-C-D</b>
M2 Fairshare	538,250	527,831	444,801	621,280	0
M2 Fairshare Interest	1	1,590	1,590	1	0
SMP or Senior Non-Emergency Medical	37,002	35,081	18,431	53,652	0
SMP or Senior Non-Emergency Medical Interest	-1	98	98	-1	0
<b>Grand Total</b>	<b>575,252</b>	<b>564,600</b>	<b>464,920</b>	<b>674,932</b>	<b>0</b>

**M2 Expenditure Report**  
**Fiscal Year Ended June 30, 2021**  
**Beginning and Ending Balances**

Description	Line No.	Amount	Interest
<b>Balances at Beginning of Fiscal Year</b>			
<b>A-M</b> Freeway Projects	1	\$ -	\$ -
<b>O</b> Regional Capacity Program (RCP)	2	\$ -	\$ -
<b>P</b> Regional Traffic Signal Synchronization Program (RTSSP)	3	\$ -	\$ -
<b>Q</b> Local Fair Share	4	\$ 538,250	\$ -
<b>R</b> High Frequency Metrolink Service	5	\$ -	\$ -
<b>S</b> Transit Extensions to Metrolink	6	\$ -	\$ -
<b>T</b> Convert Metrolink Station(s) to Regional Gateways that connect Orange County with High-Speed Rail Systems	7	\$ -	\$ -
<b>U</b> Senior Mobility Program or Senior Non-Emergency Medical Program	8	\$ 37,002	\$ -
<b>V</b> Community Based Transit/Circulators	9	\$ -	\$ -
<b>W</b> Safe Transit Stops	10	\$ -	\$ -
<b>X</b> Environmental Cleanup Program (Water Quality)	11	\$ -	\$ -
Other*	12	\$ -	\$ -
<b>Balances at Beginning of Fiscal Year</b>	13	\$ 575,252	\$ -
Monies Made Available During Fiscal Year	14	\$ 562,912	\$ 1,688
<b>Total Monies Available (Sum Lines 13 &amp; 14)</b>	15	\$ 1,138,164	\$ 1,688
Expenditures During Fiscal Year	16	\$ 463,232	\$ 1,688
<b>Balances at End of Fiscal Year</b>			
<b>A-M</b> Freeway Projects	17	\$ -	\$ -
<b>O</b> Regional Capacity Program (RCP)	18	\$ -	\$ -
<b>P</b> Regional Traffic Signal Synchronization Program (RTSSP)	19	\$ -	\$ -
<b>Q</b> Local Fair Share	20	\$ 621,280	\$ -
<b>R</b> High Frequency Metrolink Service	21	\$ -	\$ -
<b>S</b> Transit Extensions to Metrolink	22	\$ -	\$ -
<b>T</b> Convert Metrolink Station(s) to Regional Gateways that connect Orange County with High-Speed Rail Systems	23	\$ -	\$ -
<b>U</b> Senior Mobility Program or Senior Non-Emergency Medical Program	24	\$ 53,652	\$ -
<b>V</b> Community Based Transit/Circulators	25	\$ -	\$ -
<b>W</b> Safe Transit Stops	26	\$ -	\$ -
<b>X</b> Environmental Cleanup Program (Water Quality)	27	\$ -	\$ -
Other*	28	\$ -	\$ -

\* Please provide a specific description



**M2 Expenditure Report**  
**Fiscal Year Ended June 30, 2021**  
**Sources and Uses**

Description	Line No.	Amount	Interest
<b>Revenues:</b>			
<b>A-M</b> Freeway Projects	1	\$ -	\$ -
<b>O</b> Regional Capacity Program (RCP)	2	\$ -	\$ -
<b>P</b> Regional Traffic Signal Synchronization Program (RTSSP)	3	\$ -	\$ -
<b>Q</b> Local Fair Share	4	\$ 527,831	\$ 1,590
<b>R</b> High Frequency Metrolink Service	5	\$ -	\$ -
<b>S</b> Transit Extensions to Metrolink	6	\$ -	\$ -
<b>T</b> Convert Metrolink Station(s) to Regional Gateways that connect Orange County with High-Speed Rail Systems	7	\$ -	\$ -
<b>U</b> Senior Mobility Program or Senior Non-Emergency Medical Program	8	\$ 35,081	\$ 98
<b>V</b> Community Based Transit/Circulators	9	\$ -	\$ -
<b>W</b> Safe Transit Stops	10	\$ -	\$ -
<b>X</b> Environmental Cleanup Program (Water Quality)	11	\$ -	\$ -
Other*	12	\$ -	\$ -
<b>TOTAL REVENUES (Sum lines 1 to 12)</b>	13	\$ 562,912	\$ 1,688
<b>Expenditures:</b>			
<b>A-M</b> Freeway Projects	14	\$ -	\$ -
<b>O</b> Regional Capacity Program (RCP)	15	\$ -	\$ -
<b>P</b> Regional Traffic Signal Synchronization Program (RTSSP)	16	\$ -	\$ -
<b>Q</b> Local Fair Share	17	\$ 444,801	\$ 1,590
<b>R</b> High Frequency Metrolink Service	18	\$ -	\$ -
<b>S</b> Transit Extensions to Metrolink	19	\$ -	\$ -
<b>T</b> Convert Metrolink Station(s) to Regional Gateways that connect Orange County with High-Speed Rail Systems	20	\$ -	\$ -
<b>U</b> Senior Mobility Program or Senior Non-Emergency Medical Program	21	\$ 18,431	\$ 98
<b>V</b> Community Based Transit/Circulators	22	\$ -	\$ -
<b>W</b> Safe Transit Stops	23	\$ -	\$ -
<b>X</b> Environmental Cleanup Program (Water Quality)	24	\$ -	\$ -
Other*	25	\$ -	\$ -
<b>TOTAL EXPENDITURES (Sum lines 14 to 25)</b>	26	\$ 463,232	\$ 1,688
<b>TOTAL BALANCE (Subtract line 26 from 13)</b>	27	\$ 99,680	\$ -

\* Please provide a specific description

**M2 Expenditure Report**  
**Fiscal Year Ended June 30, 2021**  
**Streets and Roads Detailed Use of Funds**

Type of Expenditure	Line No.	MOE	Developer / Impact Fees <sup>3</sup>	O	O Interest	P	P Interest	Q	Q Interest	X	X Interest	Other M2 <sup>2</sup>	Other M2 Interest <sup>2</sup>	Other*	TOTAL
<b>Indirect and/or Overhead</b>	1	\$ 6,413	\$ -	\$ -	\$ -	\$ -	\$ -	\$ -	\$ -	\$ -	\$ -	\$ 1,691	\$ -	\$ -	\$ 8,104
<b>Construction &amp; Right-of-Way</b>															
New Street Construction	2	\$ -	\$ -	\$ -	\$ -	\$ -	\$ -	\$ -	\$ -	\$ -	\$ -	\$ -	\$ -	\$ -	\$ -
Street Reconstruction	3	\$ -	\$ 140,200	\$ -	\$ -	\$ -	\$ -	\$ -	\$ -	\$ -	\$ -	\$ -	\$ -	\$ -	\$ 140,200
Signals, Safety Devices, & Street Lights	4	\$ -	\$ -	\$ -	\$ -	\$ -	\$ -	\$ -	\$ -	\$ -	\$ -	\$ -	\$ -	\$ -	\$ -
Pedestrian Ways & Bikepaths	5	\$ -	\$ -	\$ -	\$ -	\$ -	\$ -	\$ -	\$ -	\$ -	\$ -	\$ -	\$ -	\$ -	\$ -
Storm Drains	6	\$ -	\$ -	\$ -	\$ -	\$ -	\$ -	\$ -	\$ -	\$ -	\$ -	\$ -	\$ -	\$ -	\$ -
Storm Damage	7	\$ -	\$ -	\$ -	\$ -	\$ -	\$ -	\$ -	\$ -	\$ -	\$ -	\$ -	\$ -	\$ -	\$ -
<b>Total Construction<sup>1</sup></b>	8	\$ -	\$ 140,200	\$ -	\$ -	\$ -	\$ -	\$ -	\$ -	\$ -	\$ -	\$ -	\$ -	\$ -	\$ 140,200
Right of Way Acquisition	9	\$ -	\$ -	\$ -	\$ -	\$ -	\$ -	\$ -	\$ -	\$ -	\$ -	\$ -	\$ -	\$ -	\$ -
<b>Total Construction &amp; Right-of-Way</b>	10	\$ -	\$ 140,200	\$ -	\$ -	\$ -	\$ -	\$ -	\$ -	\$ -	\$ -	\$ -	\$ -	\$ -	\$ 140,200
<b>Maintenance</b>															
Patching	11	\$ -	\$ -	\$ -	\$ -	\$ -	\$ -	\$ -	\$ -	\$ -	\$ -	\$ -	\$ -	\$ -	\$ -
Overlay & Sealing	12	\$ -	\$ -	\$ -	\$ -	\$ -	\$ -	\$ 444,801	\$ 1,590	\$ -	\$ -	\$ -	\$ -	\$ -	\$ 446,391
Street Lights & Traffic Signals	13	\$ -	\$ -	\$ -	\$ -	\$ -	\$ -	\$ -	\$ -	\$ -	\$ -	\$ -	\$ -	\$ -	\$ -
Storm Damage	14	\$ -	\$ -	\$ -	\$ -	\$ -	\$ -	\$ -	\$ -	\$ -	\$ -	\$ -	\$ -	\$ -	\$ -
Other Street Purpose Maintenance	15	\$ 292,682	\$ -	\$ -	\$ -	\$ -	\$ -	\$ -	\$ -	\$ -	\$ -	\$ -	\$ -	\$ -	\$ 292,682
<b>Total Maintenance<sup>1</sup></b>	16	\$ 292,682	\$ -	\$ -	\$ -	\$ -	\$ -	\$ 444,801	\$ 1,590	\$ -	\$ -	\$ -	\$ -	\$ -	\$ 739,073
<b>Other</b>	17		\$ -	\$ -	\$ -	\$ -	\$ -	\$ -	\$ -	\$ -	\$ -	\$ 16,740	\$ 98	\$ -	\$ 16,838
<b>GRAND TOTALS (Sum Lines 1, 10, 16, 17)</b>	18	\$ 299,095	\$ 140,200	\$ -	\$ -	\$ -	\$ -	\$ 444,801	\$ 1,590	\$ -	\$ -	\$ 18,431	\$ 98	\$ -	\$ 904,215
<b>Finance Director Confirmation</b>	19	Any California State Constitution Article XIX streets and road eligible expenditure may be "counted" in local jurisdictions' calculation of MOE if the activity is supported (funded) by a local jurisdictions' discretionary funds (e.g. general fund). The California State Controller also provides useful information on Article XIX and the Streets and Highways Code eligible expenditures in its "Guidelines Relating to Gas Tax Expenditures for Cities and Counties". I have reviewed and am aware of these guidelines and their applicability in calculating and reporting on Maintenance of Effort expenditures.  Finance Director initial: <u>                    MB                    </u>													

<sup>1</sup> Includes direct charges for staff time

<sup>2</sup> Other M2 includes A-M, R,S,T,U,V, and W (Senior Mobility Transportation Program)

+ Transportation related only

\* Please provide a specific description

<sup>3</sup> Cerritos Avenue Widening Project

**Legend**

Project	Description
A-M	Freeway Projects
O	Regional Capacity Program (RCP)
P	Regional Traffic Signal Synchronization Program (RTSSP)
Q	Local Fair Share
R	High Frequency Metrolink Service
S	Transit Extensions to Metrolink
T	Convert Metrolink Station(s) to Regional Gateways that connect Orange County with High-Speed Rail Systems
U	Senior Mobility Program or Senior Non-Emergency Medical Program
V	Community Based Transit/Circulators
W	Safe Transit Stops
X	Environmental Cleanup Program (Water Quality)



**M2 Expenditure Report**  
**Fiscal Year Ended June 30, 2021**

I hereby certify that:

All the information attached herein and included in schedules 1 through 4 is true and accurate to the best of my knowledge;

The interest earned on Net Revenues allocated pursuant to the Ordinance shall be expended only for those purposes for which the Net Revenues were allocated;

The City/County of Stanton is aware of the State Controller's "Guidelines Relating to Gas Tax Expenditures for Cities and Counties", which is a guide for determining MOE Expenditures for M2 Eligibility purposes;

The City/County's Expenditure Report is in compliance with direction provided in the State Controller's "Guidelines Relating to Gas Tax Expenditures for Cities and Counties;" and

The City/County of Stanton has expended in this fiscal year an amount of local discretionary funds for streets and roads purposes at least equal to one of the maintenance of effort requirements below<sup>10</sup>:

A) The City/County met the existing FY 2020-21 MOE benchmark dollar amount.

B) The City/County met a proportional MOE benchmark amount of FY 2020-21 General Funds Revenues that is at least equal to the percent listed in column C of Exhibit 2 in the M2 Eligibility Guidelines.

Michelle Bannigan  
Director of Finance (Print Name)

11/15/2021  
Date

Michelle Bannigan  
Signature

<sup>10</sup> An actual General Fund Revenue excerpt from a jurisdiction's Comprehensive Annual Finance Report (CAFR) must be provided as backup documentation.

**RESOLUTION NO. 2021-36**

**A RESOLUTION OF THE CITY COUNCIL OF THE CITY OF STANTON CONCERNING THE MEASURE M2 EXPENDITURE REPORT FOR THE CITY OF STANTON FOR THE FISCAL YEAR ENDED JUNE 30, 2021**

**WHEREAS**, local jurisdictions are required to meet eligibility requirements and submit eligibility verification packages to Orange County Transportation Authority (OCTA) in order to remain eligible to receive M2 Funds; and

**WHEREAS**, local jurisdictions are required to adopt an annual Expenditure Report as part of one of the eligibility requirements; and

**WHEREAS**, local jurisdictions are required to account for Net Revenues, developer/traffic impact fees, and funds expended by local jurisdiction in the Expenditure Report that satisfy the Maintenance of Effort requirements; and

**WHEREAS**, the Expenditure Report shall include all Net Revenue fund balances, interest earned, and expenditures identified by type and program or project; and

**WHEREAS**, the Expenditure Report must be adopted and submitted to the OCTA each year within six months of the end of the local jurisdiction's fiscal year to be eligible to receive Net Revenues as part of M2.

**NOW, THEREFORE, BE IT RESOLVED THAT THE CITY COUNCIL OF THE CITY OF STANTON DOES HEREBY INFORM OCTA THAT:**


**SECTION 1:** The M2 Expenditure Report for the fiscal year ended June 30, 2021 ("Exhibit A"), is in conformance with the template provided in the Measure M2 Eligibility Guidelines and accounts for Net Revenues including interest earned, expenditures during the fiscal year and balances at the end of fiscal year.

**SECTION 2:** The M2 Expenditure Report for the fiscal year ended June 30, 2021, is hereby adopted by the City of Stanton.

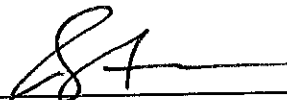
**SECTION 3:** The City of Stanton Finance Director is hereby authorized to sign and submit the M2 Expenditure Report to OCTA for the fiscal year ended June 30, 2021.

**SECTION 4:** The City Clerk shall certify as to the adoption of this Resolution.

PASSED, APPROVED, AND ADOPTED this 23<sup>rd</sup> day of November 2021.

  
\_\_\_\_\_  
GARY TAYLOR, MAYOR PRO TEM

APPROVED AS TO FORM:

  
\_\_\_\_\_  
HONGDAO NGUYEN, CITY ATTORNEY

ATTEST:


I, Patricia A. Vazquez, City Clerk of the City of Stanton, California DO HEREBY CERTIFY that the foregoing Resolution, being Resolution No. 2021-36 has been duly signed by the Mayor and attested by the City Clerk, all at a regular meeting of the Stanton City Council, held on November 23, 2021, and that the same was adopted, signed, and approved by the following vote to wit:

AYES: Ramirez, Taylor, Van, Warren

NOES: None

ABSENT: Shawver

ABSTAIN: None

  
\_\_\_\_\_  
PATRICIA A. VAZQUEZ, CITY CLERK



**Orange County Transportation Authority**

**M2 Fact Sheet**

**City of Tustin**

**Fiscal Year Ended June 30, 2021**

Council Action 12/7/2021

Signed Resolution Yes

Revised Final Report? No

	<u>Actual</u>	<u>Benchmark</u>
<b>MOE Expenditures</b>	\$4,005,213	\$1,697,045

Project	Beginning Balance A	Revenues Claimed B	Expenditures C	Ending Balance D	Verify A+B-C-D
M2 Fairshare	4,089,122	1,627,107	2,829,535	2,886,694	0
M2 Fairshare Interest	0	77,898	77,898	0	0
M2 CTFP (Project O)	756,893	0	0	756,893	0
M2 CTFP (Project O) Interest	0	0	0	0	0
SMP or Senior Non-Emergency Medical	61,170	61,178	75,593	46,755	0
SMP or Senior Non-Emergency Medical Interest	0	2,145	2,145	0	0
Community Based Transit/Circulators	0	0	0	0	0
Community Based Transit/Circulators Interest	0	0	0	0	0
Water Quality Program (Project X)	2,079,554	351,806	0	2,431,360	0
Water Quality Program (Project X) Interest	0	0	0	0	0
Other	0	550,777	550,777	0	0
Other Interest	0	0	0	0	0
<b>Grand Total</b>	<b>6,986,738</b>	<b>2,670,911</b>	<b>3,535,948</b>	<b>6,121,701</b>	<b>0</b>

### M2 Expenditure Report Fiscal Year Ended June 30, 2021 Beginning and Ending Balances

Description	Line No.	Amount	Interest
<b>Balances at Beginning of Fiscal Year</b>			
<b>A-M</b> Freeway Projects	1	\$ -	\$ -
<b>O</b> Regional Capacity Program (RCP)	2	\$ 756,892.00	\$ -
<b>P</b> Regional Traffic Signal Synchronization Program (RTSSP)	3	\$ -	\$ -
<b>Q</b> Local Fair Share*	4	\$ 3,998,209.00	\$ -
<b>R</b> High Frequency Metrolink Service	5	\$ -	\$ -
<b>S</b> Transit Extensions to Metrolink	6	\$ -	\$ -
<b>T</b> Convert Metrolink Station(s) to Regional Gateways that connect Orange County with High-Speed Rail Systems	7	\$ -	\$ -
<b>U</b> Senior Mobility Program or Senior Non-Emergency Medical Program	8	\$ 61,171.00	\$ -
<b>V</b> Community Based Transit/Circulators	9	\$ -	\$ -
<b>W</b> Safe Transit Stops	10	\$ -	\$ -
<b>X</b> Environmental Cleanup Program (Water Quality)	11	\$ 2,079,554.00	\$ -
Other*	12	\$ -	\$ -
<b>Balances at Beginning of Fiscal Year</b>	13	\$ 6,895,826.00	\$ -
Monies Made Available During Fiscal Year	14	\$ 2,590,868.00	\$ 80,043
<b>Total Monies Available (Sum Lines 13 &amp; 14)</b>	15	\$ 9,486,694.00	\$ 80,043
Expenditures During Fiscal Year	16	\$ 3,455,905.00	\$ 80,043
<b>Balances at End of Fiscal Year</b>			
<b>A-M</b> Freeway Projects	17	\$ -	\$ -
<b>O</b> Regional Capacity Program (RCP)	18	\$ 756,892.00	\$ -
<b>P</b> Regional Traffic Signal Synchronization Program (RTSSP)	19	\$ -	\$ -
<b>Q</b> Local Fair Share	20	\$ 2,795,781.00	\$ -
<b>R</b> High Frequency Metrolink Service	21	\$ -	\$ -
<b>S</b> Transit Extensions to Metrolink	22	\$ -	\$ -
<b>T</b> Convert Metrolink Station(s) to Regional Gateways that connect Orange County with High-Speed Rail Systems	23	\$ -	\$ -
<b>U</b> Senior Mobility Program or Senior Non-Emergency Medical Program	24	\$ 46,756.00	\$ -
<b>V</b> Community Based Transit/Circulators	25	\$ -	\$ -
<b>W</b> Safe Transit Stops	26	\$ -	\$ -
<b>X</b> Environmental Cleanup Program (Water Quality)	27	\$ 2,431,360.00	\$ -
Other*	28	\$ -	\$ -

\* Please provide a specific description

Adjustment was made to the beginning balance to account for previous year unreported Misc. Reviews and Expenses:

- |  |  |
|--|--|
| 6/30/14 - (\$775) Unreported Local Fairshare Expenses    | 6/30/18 - \$1,200 Unreported Misc Revenues               |
| 6/30/16 - \$2,960 Unreported Misc Revenues               | 6/30/18 - (\$12,554) Unreported Local Fairshare Expenses |
| 6/30/16 - (\$6,153) Unreported Local Fairshare Expenses  | 6/30/19 - \$400 Unreported Misc Revenues                 |
| 6/30/17 - \$637 Unreported Misc Revenues                 | 6/30/19 - (\$2,300) Unreported Local Fairshare Expenses  |
| 6/30/17 - (\$74,330) Unreported Local Fairshare Expenses |  |



## M2 Expenditure Report

### Fiscal Year Ended June 30, 2021

#### Sources and Uses

Description	Line No.	Amount	Interest
<b>Revenues:</b>			
<b>A-M</b> Freeway Projects	1	\$ -	\$ -
<b>O</b> Regional Capacity Program (RCP)	2	\$ -	\$ -
<b>P</b> Regional Traffic Signal Synchronization Program (RTSSP)	3	\$ -	\$ -
<b>Q</b> Local Fair Share	4	\$ 1,627,107	\$ 77,898
<b>R</b> High Frequency Metrolink Service	5	\$ -	\$ -
<b>S</b> Transit Extensions to Metrolink	6	\$ -	\$ -
<b>T</b> Convert Metrolink Station(s) to Regional Gateways that connect Orange County with High-Speed Rail Systems	7	\$ -	\$ -
<b>U</b> Senior Mobility Program or Senior Non-Emergency Medical Program	8	\$ 61,178	\$ 2,145
<b>V</b> Community Based Transit/Circulators	9	\$ -	\$ -
<b>W</b> Safe Transit Stops	10	\$ -	\$ -
<b>X</b> Environmental Cleanup Program (Water Quality)	11	\$ 351,806	\$ -
Other*	12	\$ 550,777	\$ -
<b>TOTAL REVENUES (Sum lines 1 to 12)</b>	<b>13</b>	<b>\$ 2,590,868</b>	<b>\$ 80,043</b>
<b>Expenditures:</b>			
<b>A-M</b> Freeway Projects	14	\$ -	\$ -
<b>O</b> Regional Capacity Program (RCP)	15	\$ -	\$ -
<b>P</b> Regional Traffic Signal Synchronization Program (RTSSP)	16	\$ -	\$ -
<b>Q</b> Local Fair Share	17	\$ 2,829,535	\$ 77,898
<b>R</b> High Frequency Metrolink Service	18	\$ -	\$ -
<b>S</b> Transit Extensions to Metrolink	19	\$ -	\$ -
<b>T</b> Convert Metrolink Station(s) to Regional Gateways that connect Orange County with High-Speed Rail Systems	20	\$ -	\$ -
<b>U</b> Senior Mobility Program or Senior Non-Emergency Medical Program	21	\$ 75,593	\$ 2,145
<b>V</b> Community Based Transit/Circulators	22	\$ -	\$ -
<b>W</b> Safe Transit Stops	23	\$ -	\$ -
<b>X</b> Environmental Cleanup Program (Water Quality)	24	\$ -	\$ -
Other*	25	\$ 550,777	\$ -
<b>TOTAL EXPENDITURES (Sum lines 14 to 25)</b>	<b>26</b>	<b>\$ 3,455,905</b>	<b>\$ 80,043</b>
<b>TOTAL BALANCE (Subtract line 26 from 13)</b>	<b>27</b>	<b>\$ (865,037)</b>	<b>\$ -</b>

\* Please provide a specific description

- Red Hill Median Improvements - \$42,706.36 - Gas Tax Funding
- Schools First/Newport Ave Signal Improve - \$342,049.40 - Gas Tax Funding
- Landsdowne/Valencia Ave Traffic Signal Improve - \$1,618.75 - Road Maint & Rehab Funding
- Parkcenter/Bryan Traffic Signal Improve - \$2,181.25 - Road Maint & Rehab Funding
- Pioneer Rd Sidewalk Improvements - \$21,840 - Gas Tax Funding
- Newport Ave Rehab-I-5 and Holt - \$5,210 - Road Maint & Rehab Funding
- Newport Ave Rehab-Sycamore & I-5 - \$5,210 - Road Maint & Rehab Funding
- Newport Ave Rehab-I-5 and Holt - \$5,808.75- Road Maint & Rehab Funding
- Newport Ave Rehab-Sycamore & I-5 - \$5,808.75 - Road Maint & Rehab Funding
- FY 19/20 Major Pavement Maint - \$1,764 - Gas Tax Funding
- City Ped Oriented Access Improvement - \$116,580 - Gas Tax Funding

**M2 Expenditure Report**  
**Fiscal Year Ended June 30, 2021**  
**Streets and Roads Detailed Use of Funds**

Type of Expenditure	Line No.	MOE	Developer / Impact Fees <sup>1</sup>	O	O Interest	P	P Interest	Q	Q Interest	X	X Interest	Other M2 <sup>2</sup>	Other M2 Interest	Other*	TOTAL
<b>Indirect and/or Overhead</b>	1	\$ -	\$ -	\$ -	\$ -	\$ -	\$ -	\$ -	\$ -	\$ -	\$ -	\$ -	\$ -	\$ -	\$ -
<b>Construction &amp; Right-of-Way</b>															
New Street Construction	2	\$ 43,435	\$ 317,694	\$ -	\$ -	\$ -	\$ -	\$ -	\$ -	\$ -	\$ -	\$ -	\$ -	\$ -	\$ 361,129
Street Reconstruction	3	\$ -	\$ -	\$ -	\$ -	\$ -	\$ -	\$ 1,754,022	\$ 48,346	\$ -	\$ -	\$ -	\$ -	\$ 42,706	\$ 1,845,074
Signals, Safety Devices, & Street Lights	4	\$ 39,630	\$ 264,089	\$ -	\$ -	\$ -	\$ -	\$ -	\$ -	\$ -	\$ -	\$ -	\$ -	\$ 345,849	\$ 649,568
Pedestrian Ways & Bikepaths	5	\$ 137,809	\$ 4,666	\$ -	\$ -	\$ -	\$ -	\$ 108,670	\$ 2,995	\$ -	\$ -	\$ -	\$ -	\$ 21,840	\$ 275,980
Storm Drains	6	\$ 1,830,450	\$ 2,573,951	\$ -	\$ -	\$ -	\$ -	\$ 40,338	\$ 1,112	\$ -	\$ -	\$ -	\$ -	\$ -	\$ 4,445,851
Storm Damage	7	\$ -	\$ -	\$ -	\$ -	\$ -	\$ -	\$ -	\$ -	\$ -	\$ -	\$ -	\$ -	\$ -	\$ -
<b>Total Construction<sup>1</sup></b>	8	\$ 2,051,324	\$ 3,160,400	\$ -	\$ -	\$ -	\$ -	\$ 1,903,030	\$ 52,453	\$ -	\$ -	\$ -	\$ -	\$ 410,395	\$ 7,577,602
Right of Way Acquisition	9	\$ 1,641	\$ 1,783	\$ -	\$ -	\$ -	\$ -	\$ -	\$ -	\$ -	\$ -	\$ -	\$ -	\$ -	\$ 3,424
<b>Total Construction &amp; Right-of-Way</b>	10	\$ 2,052,965	\$ 3,162,183	\$ -	\$ -	\$ -	\$ -	\$ 1,903,030	\$ 52,453	\$ -	\$ -	\$ -	\$ -	\$ 410,395	\$ 7,581,026
<b>Maintenance</b>															
Patching	11	\$ 217,305	\$ -	\$ -	\$ -	\$ -	\$ -	\$ 296,330	\$ 8,168	\$ -	\$ -	\$ -	\$ -	\$ 10,420	\$ 532,223
Overlay & Sealing	12	\$ 1,479,342	\$ -	\$ -	\$ -	\$ -	\$ -	\$ 37,897	\$ 1,044	\$ -	\$ -	\$ -	\$ -	\$ 11,618	\$ 1,529,901
Street Lights & Traffic Signals	13	\$ 22,301	\$ -	\$ -	\$ -	\$ -	\$ -	\$ 378,875	\$ 10,443	\$ -	\$ -	\$ -	\$ -	\$ 118,344	\$ 529,963
Storm Damage	14	\$ -	\$ -	\$ -	\$ -	\$ -	\$ -	\$ -	\$ -	\$ -	\$ -	\$ -	\$ -	\$ -	\$ -
Other Street Purpose Maintenance	15	\$ 233,300	\$ -	\$ -	\$ -	\$ -	\$ -	\$ 210,051	\$ 5,790	\$ -	\$ -	\$ -	\$ -	\$ -	\$ 449,141
<b>Total Maintenance<sup>1</sup></b>	16	\$ 1,952,248	\$ -	\$ -	\$ -	\$ -	\$ -	\$ 923,153	\$ 25,445	\$ -	\$ -	\$ -	\$ -	\$ 140,382	\$ 3,041,228
<b>Other</b>	17	\$ -	\$ -	\$ -	\$ -	\$ -	\$ -	\$ 3,352	\$ -	\$ -	\$ -	\$ 75,593	\$ 2,145	\$ -	\$ 81,090
<b>GRAND TOTALS (Sum Lines 1, 10, 16, 17)</b>	18	\$ 4,005,213	\$ 3,162,183	\$ -	\$ -	\$ -	\$ -	\$ 2,829,535	\$ 77,898	\$ -	\$ -	\$ 75,593	\$ 2,145	\$ 550,777	\$ 10,703,344
<b>Finance Director Confirmation</b>	19	Any California State Constitution Article XIX streets and road eligible expenditure may be "counted" in local jurisdictions' calculation of MOE if the activity is supported (funded) by a local jurisdictions' discretionary funds (e.g. general fund). The California State Controller also provides useful information on Article XIX and the Streets and Highways Code eligible expenditures in its "Guidelines Relating to Gas Tax Expenditures for Cities and Counties". I have reviewed and am aware of these guidelines and their applicability in calculating and reporting on Maintenance of Effort expenditures.  Finance Director initial: <u>          <i>B</i>          </u>													

<sup>1</sup> Includes direct charges for staff time  
<sup>2</sup> Other M2 includes A-M, R,S,T,U,V, and W  
+ Transportation related only  
\* Please provide a specific description

Red Hill Median Improvements - \$42,706.36 - Gas Tax Funding  
Schools First/Newport Ave Signal Improve - \$342,049.40 - Gas Tax Funding  
Landsdowne/Valencia Ave Traffic Signal Improve - \$1,618.75 - Road Maint & Rehab Funding  
Parkcenter/Bryan Traffic Signal Improve - \$2,181.25 - Road Maint & Rehab Funding  
Pioneer Rd Sidewalk Improvements - \$21,840 - Gas Tax Funding  
Newport Ave Rehab-I-5 and Holt - \$5,210 - Road Maint & Rehab Funding  
Newport Ave Rehab-Sycamore & I-5 - \$5,210 - Road Maint & Rehab Funding  
Newport Ave Rehab-I-5 and Holt - \$5,808.75- Road Maint & Rehab Funding  
Newport Ave Rehab-Sycamore & I-5 - \$5,808.75 - Road Maint & Rehab Funding  
FY 19/20 Major Pavement Maint - \$1,764 - Gas Tax Funding  
City Ped Oriented Access Improvement - \$116,580 - Gas Tax Funding

Project	Description
A-M	Freeway Projects
O	Regional Capacity Program (RCP)
P	Regional Traffic Signal Synchronization Program (RTSSP)
Q	Local Fair Share
R	High Frequency Metrolink Service
S	Transit Extensions to Metrolink
T	Convert Metrolink Station(s) to Regional Gateways that connect Orange County with High-Speed Rail Systems
U	Senior Mobility Program or Senior Non-Emergency Medical Program
V	Community Based Transit/Circulators
W	Safe Transit Stops
X	Environmental Cleanup Program (Water Quality)

**M2 Expenditure Report  
Fiscal Year Ended June 30, 2021  
Local Fair Share Project List**

PROJECT NAME	AMOUNT EXPENDED
Traffic Signal Controller Upgrade/Replacement	\$ 55,420.00
17th Street Signal Synchronization	\$ 20,177.00
Edinger Ave/Irvine Center Drive Traffic Signal Synchronization	\$ 101,436.00
Tustin Ranch Road/Von Karmen Traffic Signal Synchronization	\$ 190,318.00
Red Hill Ave Signal Synchronization	\$ 10,504.00
First Street Signal Synchronization	\$ 615.00
Citywide Storm Drain Catch Basin Improvements	\$ 40,294.00
FY 19/20 Major Pavement Maintenance	\$ 310,195.00
FY 20/21 Major Pavement Maintenance	\$ 342,055.00
Del Amo Ave & Newport Ave Improvements	\$ 1,752,147.00
Bank Service Charges	\$ 3,352.00
Direct Charge for Labor associated with these projects	\$ 80,920.00
	\$ 2,907,433.00

### M2 Expenditure Report Fiscal Year Ended June 30, 2021

I hereby certify that:

- All the information attached herein and included in schedules 1 through 4 is true and accurate to the best of my knowledge;
- The interest earned on Net Revenues allocated pursuant to the Ordinance shall be expended only for those purposes for which the Net Revenues were allocated;
- The City of Tustin is aware of the State Controller’s “Guidelines Relating to Gas Tax Expenditures for Cities and Counties”, which is a guide for determining MOE Expenditures for M2 Eligibility purposes;
- The City's Expenditure Report is in compliance with direction provided in the State Controller’s “Guidelines Relating to Gas Tax Expenditures for Cities and Counties;” and
- The City of Tustin has expended in this fiscal year an amount of local discretionary funds for streets and roads purposes at least equal to one of the maintenance of effort requirements below<sup>10</sup>:

- A) The City met the existing FY 2020-21 MOE benchmark dollar amount.
- B) The City met a proportional MOE benchmark amount of FY 2020-21 General Funds Revenues that is at least equal to the percent listed in column C of Exhibit 2 in the M2 Eligibility Guidelines.

Jason Al-Imam  
Director of Finance (Print Name)

11/23/21  
Date

Jason Al-Imam  
Signature

<sup>10</sup> An actual General Fund Revenue excerpt from a jurisdiction’s Annual Comprehensive Finance Report (ACFR) must be provided as backup documentation.

RESOLUTION NO. 21-96

A RESOLUTION OF THE CITY COUNCIL OF THE CITY OF TUSTIN, CALIFORNIA,  
CONCERNING THE MEASURE M2 (M2) EXPENDITURE REPORT FOR THE CITY  
OF TUSTIN, CALIFORNIA

WHEREAS, local jurisdictions are required to meet eligibility requirements and submit eligibility verification packages to the Orange County Transportation Authority (OCTA) in order to remain eligible to receive M2 funds; and

WHEREAS, local jurisdictions are required to adopt an annual M2 Expenditure Report as part of one of the eligibility requirements; and

WHEREAS, local jurisdictions are required to account for Net Revenues, developer/traffic impact fees, and funds expended by local jurisdiction in the M2 Expenditure Report that satisfy the Maintenance of Effort requirements; and


WHEREAS, the M2 Expenditure Report shall include all Net Revenue fund balances, interest earned and expenditures identified by type and program or project; and

WHEREAS, the M2 Expenditure Report must be adopted and submitted to the OCTA each year within six months of the end of the local jurisdiction's fiscal year to be eligible to receive Net Revenues as part of M2.


NOW, THEREFORE, BE IT RESOLVED that the City Council for the City of Tustin, California does hereby inform OCTA that:

- a) The M2 Expenditure Report is in conformance with the template provided in the Measure M2 Eligibility Guidelines and accounts for Net Revenues including interest earned, expenditures during the fiscal year, and balances at the end of fiscal year.
- b) The M2 Expenditure Report is hereby adopted by the City of Tustin, California.
- c) The City of Tustin Finance Director is hereby authorized to sign and submit the M2 Expenditure Report to OCTA for the fiscal year ending June 30, 2021.

PASSED, APPROVED, AND ADOPTED at a regular meeting of the City Council of the City of Tustin, California, held on the 7<sup>th</sup> day of December, 2021.

DocuSigned by:  
  
LETITIA CLARK,  
Mayor

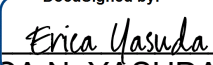
ATTEST:

DocuSigned by:  
  
ERICA N. YASUDA,  
City Clerk

STATE OF CALIFORNIA )  
COUNTY OF ORANGE ) SS  
CITY OF TUSTIN )

I, Erica N. Yasuda, City Clerk and ex-officio Clerk of the City Council of the City of Tustin, California, do hereby certify that the whole number of the members of the City Council of the City of Tustin is five; that the above and foregoing Resolution No. 21-96 was duly passed and adopted at a regular meeting of the Tustin City Council, held on the 7<sup>th</sup> day of December, 2021, by the following vote:

COUNCILMEMBER AYES: Clark, Lumbard, Cooper, Gallagher, Gomez (5)  
COUNCILMEMBER NOES: \_\_\_\_\_ (0)  
COUNCILMEMBER ABSTAINED: \_\_\_\_\_ (0)  
COUNCILMEMBER ABSENT: \_\_\_\_\_ (0)

DocuSigned by:  
  
ERICA N. YASUDA,  
City Clerk



Orange County Transportation Authority

M2 Fact Sheet

City of Villa Park

Fiscal Year Ended June 30, 2021

Council Action 12/14/2021

Signed Resolution Yes

Revised Final Report? No

	<u>Actual</u>	<u>Benchmark</u>
MOE Expenditures	\$1,384,620	\$373,104

Project	Beginning Balance A	Revenues Claimed B	Expenditures C	Ending Balance D	Verify A+B-C-D
M2 Fairshare	120,788	91,960	212,747	1	0
M2 Fairshare Interest	1,923	-55	1,868	0	0
SMP or Senior Non-Emergency Medical	27,617	12,025	4,200	35,442	0
SMP or Senior Non-Emergency Medical Interest	403	103	127	379	0
Other	1,665	0	0	1,665	0
Other Interest	0	0	0	0	0
<b>Grand Total</b>	<b>152,396</b>	<b>104,033</b>	<b>218,942</b>	<b>37,487</b>	<b>0</b>

**M2 Expenditure Report**  
**Fiscal Year Ended June 30, 2021**  
**Beginning and Ending Balances**

Description	Line No.	Amount	Interest
<b>Balances at Beginning of Fiscal Year</b>			
<b>A-M</b> Freeway Projects	1	\$ -	\$ -
<b>O</b> Regional Capacity Program (RCP)	2	\$ -	\$ -
<b>P</b> Regional Traffic Signal Synchronization Program (RTSSP)	3	\$ -	\$ -
<b>Q</b> Local Fair Share	4	\$ 120,787	\$ 1,923
<b>R</b> High Frequency Metrolink Service	5	\$ -	\$ -
<b>S</b> Transit Extensions to Metrolink	6	\$ -	\$ -
<b>T</b> Convert Metrolink Station(s) to Regional Gateways that connect Orange County with High-Speed Rail Systems	7	\$ -	\$ -
<b>U</b> Senior Mobility Program or Senior Non-Emergency Medical Program	8	\$ 27,618	\$ 403
<b>V</b> Community Based Transit/Circulators	9	\$ -	\$ -
<b>W</b> Safe Transit Stops	10	\$ -	\$ -
<b>X</b> Environmental Cleanup Program (Water Quality)	11	\$ -	\$ -
Other*	12	\$ -	\$ -
<b>Balances at Beginning of Fiscal Year</b>	13	\$ 148,405	\$ 2,326
Monies Made Available During Fiscal Year	14	\$ 103,985	\$ 48
<b>Total Monies Available (Sum Lines 13 &amp; 14)</b>	15	\$ 252,390	\$ 2,374
Expenditures During Fiscal Year	16	\$ 216,947	\$ 1,995
<b>Balances at End of Fiscal Year</b>			
<b>A-M</b> Freeway Projects	17	\$ -	\$ -
<b>O</b> Regional Capacity Program (RCP)	18	\$ -	\$ -
<b>P</b> Regional Traffic Signal Synchronization Program (RTSSP)	19	\$ -	\$ -
<b>Q</b> Local Fair Share	20	\$ -	\$ -
<b>R</b> High Frequency Metrolink Service	21	\$ -	\$ -
<b>S</b> Transit Extensions to Metrolink	22	\$ -	\$ -
<b>T</b> Convert Metrolink Station(s) to Regional Gateways that connect Orange County with High-Speed Rail Systems	23	\$ -	\$ -
<b>U</b> Senior Mobility Program or Senior Non-Emergency Medical Program	24	\$ 35,443	\$ 379
<b>V</b> Community Based Transit/Circulators	25	\$ -	\$ -
<b>W</b> Safe Transit Stops	26	\$ -	\$ -
<b>X</b> Environmental Cleanup Program (Water Quality)	27	\$ -	\$ -
Other*	28	\$ -	\$ -

\* Please provide a specific description




**M2 Expenditure Report**  
**Fiscal Year Ended June 30, 2021**  
**Sources and Uses**

Description	Line No.	Amount	Interest
<b>Revenues:</b>			
<b>A-M</b> Freeway Projects	1	\$ -	\$ -
<b>O</b> Regional Capacity Program (RCP)	2	\$ -	\$ -
<b>P</b> Regional Traffic Signal Synchronization Program (RTSSP)	3	\$ -	\$ -
<b>Q</b> Local Fair Share	4	\$ 91,960	\$ (55)
<b>R</b> High Frequency Metrolink Service	5	\$ -	\$ -
<b>S</b> Transit Extensions to Metrolink	6	\$ -	\$ -
<b>T</b> Convert Metrolink Station(s) to Regional Gateways that connect Orange County with High-Speed Rail Systems	7	\$ -	\$ -
<b>U</b> Senior Mobility Program or Senior Non-Emergency Medical Program	8	\$ 12,025	\$ 103
<b>V</b> Community Based Transit/Circulators	9	\$ -	\$ -
<b>W</b> Safe Transit Stops	10	\$ -	\$ -
<b>X</b> Environmental Cleanup Program (Water Quality)	11	\$ -	\$ -
Other*	12	\$ -	\$ -
<b>TOTAL REVENUES (Sum lines 1 to 12)</b>	13	\$ 103,985	\$ 48
<b>Expenditures:</b>			
<b>A-M</b> Freeway Projects	14	\$ -	\$ -
<b>O</b> Regional Capacity Program (RCP)	15	\$ -	\$ -
<b>P</b> Regional Traffic Signal Synchronization Program (RTSSP)	16	\$ -	\$ -
<b>Q</b> Local Fair Share	17	\$ 212,747	\$ 1,868
<b>R</b> High Frequency Metrolink Service	18	\$ -	\$ -
<b>S</b> Transit Extensions to Metrolink	19	\$ -	\$ -
<b>T</b> Convert Metrolink Station(s) to Regional Gateways that connect Orange County with High-Speed Rail Systems	20	\$ -	\$ -
<b>U</b> Senior Mobility Program or Senior Non-Emergency Medical Program	21	\$ 4,200	\$ 127
<b>V</b> Community Based Transit/Circulators	22	\$ -	\$ -
<b>W</b> Safe Transit Stops	23	\$ -	\$ -
<b>X</b> Environmental Cleanup Program (Water Quality)	24	\$ -	\$ -
Other*	25	\$ -	\$ -
<b>TOTAL EXPENDITURES (Sum lines 14 to 25)</b>	26	\$ 216,947	\$ 1,995
<b>TOTAL BALANCE (Subtract line 26 from 13)</b>	27	\$ (112,962)	\$ (1,947)

\* Please provide a specific description

**M2 Expenditure Report**  
**Fiscal Year Ended June 30, 2021**  
**Streets and Roads Detailed Use of Funds**

Type of Expenditure	Line No.	MOE	Developer / Impact Fees <sup>+</sup>	O	O Interest	P	P Interest	Q	Q Interest	X	X Interest	Other M2 <sup>2</sup>	Other M2 Interest	Other*	TOTAL
<b>Indirect and/or Overhead</b>	1	\$ 21,941	\$ -	\$ -	\$ -	\$ -	\$ -	\$ -	\$ -	\$ -	\$ -	\$ -	\$ -	\$ -	\$ 21,941
<b>Construction &amp; Right-of-Way</b>															
New Street Construction	2	\$ -	\$ -	\$ -	\$ -	\$ -	\$ -	\$ -	\$ -	\$ -	\$ -	\$ -	\$ -	\$ -	\$ -
Street Reconstruction	3	\$ 1,006,698	\$ -	\$ -	\$ -	\$ -	\$ -	\$ 177,378	\$ 1,557	\$ -	\$ -	\$ -	\$ -	\$ -	\$ 1,185,633
Signals, Safety Devices, & Street Lights	4	\$ -	\$ -	\$ -	\$ -	\$ -	\$ -	\$ -	\$ -	\$ -	\$ -	\$ -	\$ -	\$ -	\$ -
Pedestrian Ways & Bikepaths	5	\$ -	\$ -	\$ -	\$ -	\$ -	\$ -	\$ -	\$ -	\$ -	\$ -	\$ -	\$ -	\$ -	\$ -
Storm Drains	6	\$ -	\$ -	\$ -	\$ -	\$ -	\$ -	\$ -	\$ -	\$ -	\$ -	\$ -	\$ -	\$ -	\$ -
Storm Damage	7	\$ -	\$ -	\$ -	\$ -	\$ -	\$ -	\$ -	\$ -	\$ -	\$ -	\$ -	\$ -	\$ -	\$ -
<b>Total Construction<sup>1</sup></b>	8	\$ 1,006,698	\$ -	\$ -	\$ -	\$ -	\$ -	\$ 177,378	\$ 1,557	\$ -	\$ -	\$ -	\$ -	\$ -	\$ 1,185,633
Right of Way Acquisition	9	\$ -	\$ -	\$ -	\$ -	\$ -	\$ -	\$ -	\$ -	\$ -	\$ -	\$ -	\$ -	\$ -	\$ -
<b>Total Construction &amp; Right-of-Way</b>	10	\$ 1,006,698	\$ -	\$ -	\$ -	\$ -	\$ -	\$ 177,378	\$ 1,557	\$ -	\$ -	\$ -	\$ -	\$ -	\$ 1,185,633
<b>Maintenance</b>															
Patching	11	\$ -	\$ -	\$ -	\$ -	\$ -	\$ -	\$ -	\$ -	\$ -	\$ -	\$ -	\$ -	\$ -	\$ -
Overlay & Sealing	12	\$ 53,250	\$ -	\$ -	\$ -	\$ -	\$ -	\$ 35,369	\$ 311	\$ -	\$ -	\$ -	\$ -	\$ -	\$ 88,930
Street Lights & Traffic Signals	13	\$ 42,024	\$ -	\$ -	\$ -	\$ -	\$ -	\$ -	\$ -	\$ -	\$ -	\$ -	\$ -	\$ -	\$ 42,024
Storm Damage	14	\$ -	\$ -	\$ -	\$ -	\$ -	\$ -	\$ -	\$ -	\$ -	\$ -	\$ -	\$ -	\$ -	\$ -
Other Street Purpose Maintenance	15	\$ 260,707	\$ -	\$ -	\$ -	\$ -	\$ -	\$ -	\$ -	\$ -	\$ -	\$ 4,200	\$ 127	\$ -	\$ 265,034
<b>Total Maintenance<sup>1</sup></b>	16	\$ 355,981	\$ -	\$ -	\$ -	\$ -	\$ -	\$ 35,369	\$ 311	\$ -	\$ -	\$ 4,200	\$ 127	\$ -	\$ 395,988
<b>Other</b>	17	\$ -	\$ -	\$ -	\$ -	\$ -	\$ -	\$ -	\$ -	\$ -	\$ -	\$ -	\$ -	\$ -	\$ -
<b>GRAND TOTALS (Sum Lines 1, 10, 16, 17)</b>	18	\$ 1,384,620	\$ -	\$ -	\$ -	\$ -	\$ -	\$ 212,747	\$ 1,868	\$ -	\$ -	\$ 4,200	\$ 127	\$ -	\$ 1,603,562
<b>Finance Director Confirmation</b>	19	Any California State Constitution Article XIX streets and road eligible expenditure may be "counted" in local jurisdictions' calculation of MOE if the activity is supported (funded) by a local jurisdictions' discretionary funds (e.g. general fund). The California State Controller also provides useful information on Article XIX and the Streets and Highways Code eligible expenditures in its "Guidelines Relating to Gas Tax Expenditures for Cities and Counties". I have reviewed and am aware of these guidelines and their applicability in calculating and reporting on Maintenance of Effort expenditures.  Finance Director initial: 													

<sup>1</sup> Includes direct charges for staff time  
<sup>2</sup> Other M2 includes A-M, R,S,T,U,V, and W  
 + Transportation related only  
 \* Please provide a specific description

**Legend**

Project	Description
A-M	Freeway Projects
O	Regional Capacity Program (RCP)
P	Regional Traffic Signal Synchronization Program (RTSSP)
Q	Local Fair Share
R	High Frequency Metrolink Service
S	Transit Extensions to Metrolink
T	Convert Metrolink Station(s) to Regional Gateways that connect Orange County with High-Speed Rail Systems
U	Senior Mobility Program or Senior Non-Emergency Medical Program
V	Community Based Transit/Circulators
W	Safe Transit Stops
X	Environmental Cleanup Program (Water Quality)



**M2 Expenditure Report  
Fiscal Year Ended June 30, 2021**

I hereby certify that:

All the information attached herein and included in schedules 1 through 4 is true and accurate to the best of my knowledge;

The interest earned on Net Revenues allocated pursuant to the Ordinance shall be expended only for those purposes for which the Net Revenues were allocated;

The City/County of Villa Park is aware of the State Controller's "Guidelines Relating to Gas Tax Expenditures for Cities and Counties", which is a guide for determining MOE Expenditures for M2 Eligibility purposes;

The City/County's Expenditure Report is in compliance with direction provided in the State Controller's "Guidelines Relating to Gas Tax Expenditures for Cities and Counties;" and

The City/County of Villa Park has expended in this fiscal year an amount of local discretionary funds for streets and roads purposes at least equal to one of the maintenance of effort requirements below<sup>10</sup>:

A) The City/County met the existing FY 2020-21 MOE benchmark dollar amount.

B) The City/County met a proportional MOE benchmark amount of FY 2020-21 General Funds Revenues that is at least equal to the percent listed in column C of Exhibit 2 in the M2 Eligibility Guidelines.

**Jim Gorzo**

\_\_\_\_\_  
Director of Finance (Print Name)

12-21-2021

\_\_\_\_\_  
Date

Jim Gorzo  
\_\_\_\_\_  
Signature

<sup>10</sup> An actual General Fund Revenue excerpt from a jurisdiction's Comprehensive Annual Finance Report (CAFR) must be provided as backup documentation.

**RESOLUTION NO. 2021- 3531**

**A RESOLUTION OF THE CITY COUNCIL OF THE CITY OF VILLA PARK CONCERNING THE MEASURE M2 (M2) EXPENDITURE REPORT FOR THE CITY OF VILLA PARK.**

**WHEREAS**, local jurisdictions are required to meet eligibility requirements and submit eligibility verification packages to Orange County Transportation Authority (OCTA) in order to remain eligible to receive M2 funds; and

**WHEREAS**, local jurisdictions are required to adopt an annual Expenditure Report as part of one of the eligibility requirements; and

**WHEREAS**, local jurisdictions are required to account for Net Revenues, developer/traffic impact fees, and funds expended by local jurisdiction in the Expenditure Report that satisfy the Maintenance of Effort requirements; and

**WHEREAS**, the Expenditure Report shall include all Net Revenue fund balances, interest earned and expenditures identified by type and program or project; and

**WHEREAS**, the Expenditure Report must be adopted and submitted to the OCTA each year within six months of the end of the local jurisdiction's fiscal year to be eligible to receive Net Revenues as part of M2.

**NOW, THEREFORE, BE IT RESOLVED BY THE CITY COUNCIL OF THE CITY OF VILLA PARK THAT THE CITY OF VILLA PARK, does hereby inform OCTA that:**

**SECTION 1:** The M2 Expenditure Report is in conformance with the template provided in the Measure M2 Eligibility Guidelines and accounts for Net Revenues including interest earned, expenditures during the fiscal year and balances at the end of fiscal year.

**SECTION 2:** The M2 Expenditure Report is hereby adopted by the City of Villa Park.

**SECTION 3:** The City of Villa Park Finance Director is hereby authorized to sign and submit the Measure M2 Expenditure Report to OCTA for the fiscal year ending June 30, 2021.

**PASSED AND ADOPTED** by the City Council of the City of Villa Park at an adjourned regular meeting held on the 14<sup>th</sup> day of December 2021.

  
Chad Zimmerman, Mayor  
City of Villa Park

ATTEST:




\_\_\_\_\_  
Steve Franks, City Clerk  
City of Villa Park

STATE OF CALIFORNIA }  
COUNTY OF ORANGE } SS  
CITY OF VILLA PARK }

I, **Steve Franks**, City Clerk of the City of Villa Park **DO HEREBY CERTIFY** that the foregoing Resolution was adopted at an adjourned regular meeting of the City Council of the City of Villa Park held on the 14<sup>th</sup> day of December 2021, and was carried by the following roll call vote, to wit:

- AYES: COUNCILMEMBERS: *Miles, Rossini, Collacott, Pitts, Zimmerman*
- NOES: COUNCILMEMBERS: *None*
- ABSENT: COUNCILMEMBERS: *None*
- ABSTAIN: COUNCILMEMBERS: *None*



\_\_\_\_\_  
Steve Franks, City Clerk  
City of Villa Park



**Orange County Transportation Authority**

**M2 Fact Sheet**

**City of Westminster**

**Fiscal Year Ended June 30, 2021**

Council Action 12/8/2021

Signed Resolution Yes

Revised Final Report? No

	<u>Actual</u>	<u>Benchmark</u>
<b>MOE Expenditures</b>	\$3,513,131	\$1,805,546

Project	Beginning Balance A	Revenues Claimed B	Expenditures C	Ending Balance D	Verify A+B-C-D
M2 Fairshare	1,514,795	1,505,005	1,094,282	1,925,518	0
M2 Fairshare Interest	0	23,423	23,423	0	0
M2 CTFP (Project O)	0	0	0	0	0
M2 CTFP (Project O) Interest	0	0	0	0	0
SMP or Senior Non-Emergency Medical	67,238	114,463	79,695	102,006	0
SMP or Senior Non-Emergency Medical Interest	0	950	950	0	0
Safe Transit Stops	-1	0	93,175	-93,176	0
Safe Transit Stops Interest	0	0	0	0	0
Water Quality Program (Project X)	0	0	0	0	0
Water Quality Program (Project X) Interest	0	0	0	0	0
<b>Grand Total</b>	<b>1,582,033</b>	<b>1,643,841</b>	<b>1,291,525</b>	<b>1,934,349</b>	<b>0</b>

**M2 Expenditure Report**  
**Fiscal Year Ended June 30, 2021**  
**Beginning and Ending Balances**

Description	Line No.	Amount	Interest
<b>Balances at Beginning of Fiscal Year</b>			
<b>A-M</b> Freeway Projects	1	\$ -	\$ -
<b>O</b> Regional Capacity Program (RCP)	2	\$ -	\$ -
<b>P</b> Regional Traffic Signal Synchronization Program (RTSSP)	3	\$ -	\$ -
<b>Q</b> Local Fair Share	4	\$ 1,514,798.00	\$ -
<b>R</b> High Frequency Metrolink Service	5	\$ -	\$ -
<b>S</b> Transit Extensions to Metrolink	6	\$ -	\$ -
<b>T</b> Convert Metrolink Station(s) to Regional Gateways that connect Orange County with High-Speed Rail Systems	7	\$ -	\$ -
<b>U</b> Senior Mobility Program or Senior Non-Emergency Medical Program	8	\$ 67,238.35	\$ -
<b>V</b> Community Based Transit/Circulators	9	\$ -	\$ -
<b>W</b> Safe Transit Stops	10	\$ -	\$ -
<b>X</b> Environmental Cleanup Program (Water Quality)	11	\$ -	\$ -
Other*	12	\$ -	\$ -
<b>Balances at Beginning of Fiscal Year</b>	13	\$ 1,582,036.35	\$ -
Monies Made Available During Fiscal Year	14	\$ 1,619,468.01	\$ 24,373
<b>Total Monies Available (Sum Lines 13 &amp; 14)</b>	15	\$ 3,201,504.36	\$ 24,373
Expenditures During Fiscal Year	16	\$ 1,267,152.23	\$ 24,373
<b>Balances at End of Fiscal Year</b>			
<b>A-M</b> Freeway Projects	17	\$ -	\$ -
<b>O</b> Regional Capacity Program (RCP)	18	\$ -	\$ -
<b>P</b> Regional Traffic Signal Synchronization Program (RTSSP)	19	\$ -	\$ -
<b>Q</b> Local Fair Share	20	\$ 1,925,520.85	\$ -
<b>R</b> High Frequency Metrolink Service	21	\$ -	\$ -
<b>S</b> Transit Extensions to Metrolink	22	\$ -	\$ -
<b>T</b> Convert Metrolink Station(s) to Regional Gateways that connect Orange County with High-Speed Rail Systems	23	\$ -	\$ -
<b>U</b> Senior Mobility Program or Senior Non-Emergency Medical Program	24	\$ 102,006.28	\$ -
<b>V</b> Community Based Transit/Circulators	25	\$ -	\$ -
<b>W</b> Safe Transit Stops	26	\$ (93,175.00)	\$ -
<b>X</b> Environmental Cleanup Program (Water Quality)	27	\$ -	\$ -
Other*	28	\$ -	\$ -

\* Please provide a specific description




**M2 Expenditure Report**  
**Fiscal Year Ended June 30, 2021**  
**Sources and Uses**

Description	Line No.	Amount	Interest
<b>Revenues:</b>			
<b>A-M</b> Freeway Projects	1	\$ -	\$ -
<b>O</b> Regional Capacity Program (RCP)	2	\$ -	\$ -
<b>P</b> Regional Traffic Signal Synchronization Program (RTSSP)	3	\$ -	\$ -
<b>Q</b> Local Fair Share	4	\$ 1,505,005	\$ 23,423
<b>R</b> High Frequency Metrolink Service	5	\$ -	\$ -
<b>S</b> Transit Extensions to Metrolink	6	\$ -	\$ -
<b>T</b> Convert Metrolink Station(s) to Regional Gateways that connect Orange County with High-Speed Rail Systems	7	\$ -	\$ -
<b>U</b> Senior Mobility Program or Senior Non-Emergency Medical Program	8	\$ 114,463	\$ 950
<b>V</b> Community Based Transit/Circulators	9	\$ -	\$ -
<b>W</b> Safe Transit Stops	10	\$ -	\$ -
<b>X</b> Environmental Cleanup Program (Water Quality)	11	\$ -	\$ -
Other*	12	\$ -	\$ -
<b>TOTAL REVENUES (Sum lines 1 to 12)</b>	13	\$ 1,619,468	\$ 24,373
<b>Expenditures:</b>			
<b>A-M</b> Freeway Projects	14	\$ -	\$ -
<b>O</b> Regional Capacity Program (RCP)	15	\$ -	\$ -
<b>P</b> Regional Traffic Signal Synchronization Program (RTSSP)	16	\$ -	\$ -
<b>Q</b> Local Fair Share	17	\$ 1,094,282	\$ 23,423
<b>R</b> High Frequency Metrolink Service	18	\$ -	\$ -
<b>S</b> Transit Extensions to Metrolink	19	\$ -	\$ -
<b>T</b> Convert Metrolink Station(s) to Regional Gateways that connect Orange County with High-Speed Rail Systems	20	\$ -	\$ -
<b>U</b> Senior Mobility Program or Senior Non-Emergency Medical Program	21	\$ 79,695	\$ 950
<b>V</b> Community Based Transit/Circulators	22	\$ -	\$ -
<b>W</b> Safe Transit Stops	23	\$ 93,175	\$ -
<b>X</b> Environmental Cleanup Program (Water Quality)	24	\$ -	\$ -
Other*	25	\$ -	\$ -
<b>TOTAL EXPENDITURES (Sum lines 14 to 25)</b>	26	\$ 1,267,152	\$ 24,373
<b>TOTAL BALANCE (Subtract line 26 from 13)</b>	27	\$ 352,316	\$ -

\* Please provide a specific description

**M2 Expenditure Report**  
**Fiscal Year Ended June 30, 2021**  
**Streets and Roads Detailed Use of Funds**

Type of Expenditure	Line No.	MOE	Developer / Impact Fees <sup>+</sup>	O	O Interest	P	P Interest	Q	Q Interest	X	X Interest	Other M2 <sup>2</sup>	Other M2 Interest	Other*	TOTAL
<b>Indirect and/or Overhead</b>	1	\$ 629,831	\$ -	\$ -	\$ -	\$ -	\$ -	\$ 108,687	\$ -	\$ -	\$ -	\$ -	\$ -	\$ -	\$ 738,518
<b>Construction &amp; Right-of-Way</b>															
New Street Construction	2	\$ -	\$ -	\$ -	\$ -	\$ -	\$ -	\$ -	\$ -	\$ -	\$ -	\$ -	\$ -	\$ -	\$ -
Street Reconstruction	3	\$ 945,161	\$ -	\$ -	\$ -	\$ -	\$ -	\$ 426,030.00	\$ -	\$ -	\$ -	\$ -	\$ -	\$ -	\$ 1,371,191
Signals, Safety Devices, & Street Lights	4	\$ -	\$ -	\$ -	\$ -	\$ -	\$ -	\$ -	\$ -	\$ -	\$ -	\$ 93,175.00	\$ -	\$ -	\$ 93,175
Pedestrian Ways & Bikepaths	5	\$ -	\$ -	\$ -	\$ -	\$ -	\$ -	\$ -	\$ -	\$ -	\$ -	\$ -	\$ -	\$ -	\$ -
Storm Drains	6	\$ 154,488	\$ -	\$ -	\$ -	\$ -	\$ -	\$ 68,799.00	\$ -	\$ -	\$ -	\$ -	\$ -	\$ -	\$ 223,287
Storm Damage	7	\$ -	\$ -	\$ -	\$ -	\$ -	\$ -	\$ -	\$ -	\$ -	\$ -	\$ -	\$ -	\$ -	\$ -
<b>Total Construction<sup>1</sup></b>	8	\$ 1,099,649	\$ -	\$ -	\$ -	\$ -	\$ -	\$ 494,829.00	\$ -	\$ -	\$ -	\$ 93,175.00	\$ -	\$ -	\$ 1,687,653
Right of Way Acquisition	9	\$ -	\$ -	\$ -	\$ -	\$ -	\$ -	\$ -	\$ -	\$ -	\$ -	\$ -	\$ -	\$ -	\$ -
<b>Total Construction &amp; Right-of-Way</b>	10	\$ 1,099,649	\$ -	\$ -	\$ -	\$ -	\$ -	\$ 494,829.00	\$ -	\$ -	\$ -	\$ 93,175.00	\$ -	\$ -	\$ 1,687,653
<b>Maintenance</b>															
Patching	11	\$ -	\$ -	\$ -	\$ -	\$ -	\$ -	\$ -	\$ -	\$ -	\$ -	\$ -	\$ -	\$ -	\$ -
Overlay & Sealing	12	\$ -	\$ -	\$ -	\$ -	\$ -	\$ -	\$ -	\$ -	\$ -	\$ -	\$ -	\$ -	\$ -	\$ -
Street Lights & Traffic Signals	13	\$ -	\$ -	\$ -	\$ -	\$ -	\$ -	\$ 64,507.45	\$ -	\$ -	\$ -	\$ -	\$ -	\$ -	\$ 64,507
Storm Damage	14	\$ -	\$ -	\$ -	\$ -	\$ -	\$ -	\$ -	\$ -	\$ -	\$ -	\$ -	\$ -	\$ -	\$ -
Other Street Purpose Maintenance	15	\$ 1,783,651	\$ -	\$ -	\$ -	\$ -	\$ -	\$ 426,258.96	\$ 23,423.21	\$ -	\$ -	\$ -	\$ -	\$ -	\$ 2,233,333
<b>Total Maintenance<sup>1</sup></b>	16	\$ 1,783,651	\$ -	\$ -	\$ -	\$ -	\$ -	\$ 490,766.41	\$ 23,423.21	\$ -	\$ -	\$ -	\$ -	\$ -	\$ 2,297,841
<b>Other</b>	17	\$ -	\$ -	\$ -	\$ -	\$ -	\$ -	\$ -	\$ -	\$ -	\$ -	\$ 79,695.00	\$ 950.21	\$ -	\$ 80,645
<b>GRAND TOTALS (Sum Lines 1, 10, 16, 17)</b>	18	\$ 3,513,131	\$ -	\$ -	\$ -	\$ -	\$ -	\$ 1,094,282	\$ 23,423	\$ -	\$ -	\$ 172,870	\$ 950	\$ -	\$ 4,804,657
<b>Finance Director Confirmation</b>	19	Any California State Constitution Article XIX streets and road eligible expenditure may be "counted" in local jurisdictions' calculation of MOE if the activity is supported (funded) by a local jurisdictions' discretionary funds (e.g. general fund). The California State Controller also provides useful information on Article XIX and the Streets and Highways Code eligible expenditures in its "Guidelines Relating to Gas Tax Expenditures for Cities and Counties". I have reviewed and am aware of these guidelines and their applicability in calculating and reporting on Maintenance of Effort expenditures. Finance Director initial: <u>                    </u>													

<sup>1</sup> Includes direct charges for staff time  
<sup>2</sup> Other M2 includes A-M, R,S,T,U,V, and W  
 + Transportation related only  
 \* Please provide a specific description

**Legend**

Project	Description
A-M	Freeway Projects
O	Regional Capacity Program (RCP)
P	Regional Traffic Signal Synchronization Program (RTSSP)
Q	Local Fair Share
R	High Frequency Metrolink Service
S	Transit Extensions to Metrolink
T	Convert Metrolink Station(s) to Regional Gateways that connect Orange County with High-Speed Rail Systems
U	Senior Mobility Program or Senior Non-Emergency Medical Program
V	Community Based Transit/Circulators
W	Safe Transit Stops
X	Environmental Cleanup Program (Water Quality)



**EXHIBIT "A"**  
**M2 Expenditure Report**  
**Fiscal Year Ended June 30, 2021**

I hereby certify that:

All the information attached herein and included in schedules 1 through 4 is true and accurate to the best of my knowledge;

The interest earned on Net Revenues allocated pursuant to the Ordinance shall be expended only for those purposes for which the Net Revenues were allocated;

The City/County of Westminster is aware of the State Controller's "Guidelines Relating to Gas Tax Expenditures for Cities and Counties", which is a guide for determining MOE Expenditures for M2 Eligibility purposes;

The City/County's Expenditure Report is in compliance with direction provided in the State Controller's "Guidelines Relating to Gas Tax Expenditures for Cities and Counties;" and


The City/County of Westminster has expended in this fiscal year an amount of local discretionary funds for streets and roads purposes at least equal to one of the maintenance of effort requirements below<sup>10</sup>:

A) The City/County met the existing FY 2020-21 MOE benchmark dollar amount.

B) The City/County met a proportional MOE benchmark amount of FY 2020-21 General Funds Revenues that is at least equal to the percent listed in column C of Exhibit 2 in the M2 Eligibility Guidelines.

Erin Backs  
Director of Finance (Print Name)

12-8-2021  
Date

  
Signature

<sup>10</sup> An actual General Fund Revenue excerpt from a jurisdiction's Comprehensive Annual Finance Report (CAFR) must be provided as backup documentation.

CITY OF WESTMINSTER  
RESOLUTION NO. 5083

A RESOLUTION OF THE MAYOR AND CITY COUNCIL OF THE CITY OF WESTMINSTER CONCERNING THE MEASURE M2 EXPENDITURE REPORT FOR THE CITY OF WESTMINSTER FOR THE FISCAL YEAR ENDING JUNE 30, 2021

WHEREAS, local jurisdictions are required to meet eligibility requirements and submit eligibility verification packages to Orange County Transportation Authority (OCTA) in order to remain eligible to receive M2 funds.

WHEREAS, local jurisdictions are required to adopt an annual Expenditure Report as part of one of the eligibility requirements.

WHEREAS, local jurisdictions are required to account for Net Revenues, developer/traffic impact fees, and funds expended by local jurisdiction in the M2 Expenditure Report that satisfy the Maintenance of Effort requirements; and

WHEREAS, the M2 Expenditure Report shall include all Net Revenue fund balances, interest earned and expenditures identified by type and program or project; and

WHEREAS, the M2 Expenditure Report must be adopted and submitted to the OCTA each year within six months of the end of the local jurisdiction's fiscal year to be eligible to receive Net Revenues as part of M2.

NOW, THEREFORE, THE MAYOR AND CITY COUNCIL OF THE CITY OF WESTMINSTER HEREBY INFORMS OCTA AND RESOLVES AS FOLLOWS:

SECTION 1. The M2 Expenditure Report is in conformance with the template provided in the Measure M2 Eligibility Guidelines and accounts for Net Revenues including interest earned, expenditures during the fiscal year and balances at the end of fiscal year.

SECTION 2. The M2 Expenditure Report is hereby adopted as Exhibit "A" by the City of Westminster.

SECTION 3. The City of Westminster Finance Director is hereby authorized to sign and submit the Measure M2 Expenditure Report to OCTA for the fiscal year ending June 30, 2021.

SECTION 4. The Mayor shall sign as to the passage, approval, and adoption of this Resolution.

SECTION 5. The Interim City Clerk shall certify to the passage and adoption of this resolution and shall affix their signature and City Seal and that same shall be entered into the Book of Resolutions.

PASSED, APPROVED, AND ADOPTED this 8<sup>th</sup> day of December 2021.

CITY OF WESTMINSTER



TRI TA  
MAYOR

ATTEST:



LUCIE COLOMBO, CMC, CPMC  
INTERIM CITY CLERK


CITY OF WESTMINSTER  
CITY CLERK'S OFFICE

CERTIFICATION  
OF  
RESOLUTION

STATE OF CALIFORNIA )  
COUNTY OF ORANGE ) ss.  
CITY OF WESTMINSTER )

I, LUCIE COLOMBO, CMC, CPMC, Interim City Clerk of the City of Westminster, do hereby certify that the foregoing Resolution No. 5083 was duly passed and adopted by the City Council of the City of Westminster at a regular meeting held on December 8, 2021, with the following vote:

AYES:	COUNCIL MEMBERS:	TA, NGUYEN, DO, HO, MANZO
NOES:	COUNCIL MEMBERS:	NONE
ABSENT:	COUNCIL MEMBERS:	NONE
ABSTAIN:	COUNCIL MEMBERS:	NONE

  
\_\_\_\_\_  
Lucie Colombo, CMC, CPMC  
Interim City Clerk



**Orange County Transportation Authority**

**M2 Fact Sheet**

**City of Yorba Linda**

**Fiscal Year Ended June 30, 2021**

**Council Action** 12/7/2021

**Signed Resolution** Yes

**Revised Final Report?** No

	<u>Actual</u>	<u>Benchmark</u>
<b>MOE Expenditures</b>	\$3,559,334	\$2,608,191

Project	Beginning Balance A	Revenues Claimed B	Expenditures C	Ending Balance D	Verify A+B-C-D
M2 Fairshare	3,191,381	1,095,733	971,947	3,315,168	0
M2 Fairshare Interest	110,273	9,450	9,450	110,273	0
M2 CTFP (Project O)	-108,652	0	0	-108,652	0
M2 CTFP (Project O) Interest	0	0	0	0	0
SMP or Senior Non-Emergency Medical	-1	77,675	17,674	60,000	0
SMP or Senior Non-Emergency Medical Interest	0	2,743	2,743	0	0
Other	0	8,647	8,647	0	0
Other Interest	0	0	0	0	0
<b>Grand Total</b>	<b>3,193,001</b>	<b>1,194,249</b>	<b>1,010,461</b>	<b>3,376,789</b>	<b>0</b>



**M2 Expenditure Report  
Fiscal Year Ended June 30, 2021  
Beginning and Ending Balances**

Description	Line No.	Amount	Interest
<b>Balances at Beginning of Fiscal Year</b>			
A-M Freeway Projects	1	\$ -	\$ -
O Regional Capacity Program (RCP)	2	\$ (108,652.00)	\$ -
P Regional Traffic Signal Synchronization Program (RTSSP)	3	\$ -	\$ -
Q Local Fair Share	4	\$ 3,191,382.00	\$ 110,272
R High Frequency Metrolink Service	5	\$ -	\$ -
S Transit Extensions to Metrolink	6	\$ -	\$ -
T Convert Metrolink Station(s) to Regional Gateways that connect Orange County with High-Speed Rail Systems	7	\$ -	\$ -
U Senior Mobility Program or Senior Non-Emergency Medical Program	8	\$ -	\$ -
V Community Based Transit/Circulators	9	\$ -	\$ -
W Safe Transit Stops	10	\$ -	\$ -
X Environmental Cleanup Program (Water Quality)	11	\$ -	\$ -
Other*	12	\$ -	\$ -
<b>Balances at Beginning of Fiscal Year</b>	13	\$ 3,082,730.00	\$ 110,272
Monies Made Available During Fiscal Year	14	\$ 1,182,055.13	\$ 12,193
<b>Total Monies Available (Sum Lines 13 &amp; 14)</b>	15	\$ 4,264,785.13	\$ 122,465
Expenditures During Fiscal Year	16	\$ 998,266.56	\$ 12,193
<b>Balances at End of Fiscal Year</b>			
A-M Freeway Projects	17	\$ -	\$ -
O Regional Capacity Program (RCP)	18	\$ (108,652.00)	\$ -
P Regional Traffic Signal Synchronization Program (RTSSP)	19	\$ -	\$ -
Q Local Fair Share	20	\$ 3,315,168.86	\$ 110,272
R High Frequency Metrolink Service	21	\$ -	\$ -
S Transit Extensions to Metrolink	22	\$ -	\$ -
T Convert Metrolink Station(s) to Regional Gateways that connect Orange County with High-Speed Rail Systems	23	\$ -	\$ -
U Senior Mobility Program or Senior Non-Emergency Medical Program	24	\$ 60,001.71	\$ -
V Community Based Transit/Circulators	25	\$ -	\$ -
W Safe Transit Stops	26	\$ -	\$ -
X Environmental Cleanup Program (Water Quality)	27	\$ -	\$ -
Other*	28	\$ -	\$ -

\* Please provide a specific description

**M2 Expenditure Report**  
**Fiscal Year Ended June 30, 2021**  
**Sources and Uses**

Description	Line No.	Amount	Interest
<b>Revenues:</b>			
<b>A-M</b> Freeway Projects	1	\$ -	\$ -
<b>O</b> Regional Capacity Program (RCP)	2	\$ -	\$ -
<b>P</b> Regional Traffic Signal Synchronization Program (RTSSP)	3	\$ -	\$ -
<b>Q</b> Local Fair Share	4	\$ 1,095,733	\$ 9,450
<b>R</b> High Frequency Metrolink Service	5	\$ -	\$ -
<b>S</b> Transit Extensions to Metrolink	6	\$ -	\$ -
<b>T</b> Convert Metrolink Station(s) to Regional Gateways that connect Orange County with High-Speed Rail Systems	7	\$ -	\$ -
<b>U</b> Senior Mobility Program or Senior Non-Emergency Medical Program	8	\$ 77,675	\$ 2,743
<b>V</b> Community Based Transit/Circulators	9	\$ -	\$ -
<b>W</b> Safe Transit Stops	10	\$ -	\$ -
<b>X</b> Environmental Cleanup Program (Water Quality)	11	\$ -	\$ -
Other*	12	\$ 8,647	\$ -
<b>TOTAL REVENUES (Sum lines 1 to 12)</b>	13	\$ 1,182,055	\$ 12,193
<b>Expenditures:</b>			
<b>A-M</b> Freeway Projects	14	\$ -	\$ -
<b>O</b> Regional Capacity Program (RCP)	15	\$ -	\$ -
<b>P</b> Regional Traffic Signal Synchronization Program (RTSSP)	16	\$ -	\$ -
<b>Q</b> Local Fair Share	17	\$ 971,947	\$ 9,450
<b>R</b> High Frequency Metrolink Service	18	\$ -	\$ -
<b>S</b> Transit Extensions to Metrolink	19	\$ -	\$ -
<b>T</b> Convert Metrolink Station(s) to Regional Gateways that connect Orange County with High-Speed Rail Systems	20	\$ -	\$ -
<b>U</b> Senior Mobility Program or Senior Non-Emergency Medical Program	21	\$ 17,674	\$ 2,743
<b>V</b> Community Based Transit/Circulators	22	\$ -	\$ -
<b>W</b> Safe Transit Stops	23	\$ -	\$ -
<b>X</b> Environmental Cleanup Program (Water Quality)	24	\$ -	\$ -
Other*	25	\$ 8,647	\$ -
<b>TOTAL EXPENDITURES (Sum lines 14 to 25)</b>	26	\$ 998,267	\$ 12,193
<b>TOTAL BALANCE (Subtract line 26 from 13)</b>	27	\$ 183,789	\$ -

\* Please provide a specific description

**M2 Expenditure Report**  
**Fiscal Year Ended June 30, 2021**  
**Streets and Roads Detailed Use of Funds**

Type of Expenditure	Line No.	MOE	Developer / Impact Fees <sup>+</sup>	O	O Interest	P	P Interest	Q	Q Interest	X	X Interest	Other M2 <sup>2</sup>	Other M2 Interest	Other*	TOTAL
<b>Indirect and/or Overhead</b>	1	\$ 359,422	\$ -	\$ -	\$ -	\$ -	\$ -	\$ -	\$ -	\$ -	\$ -	\$ -	\$ -	\$ -	\$ 359,422
<b>Construction &amp; Right-of-Way</b>															
New Street Construction	2	\$ -	\$ -	\$ -	\$ -	\$ -	\$ -	\$ -	\$ -	\$ -	\$ -	\$ -	\$ -	\$ -	\$ -
Street Reconstruction	3	\$ -	\$ -	\$ -	\$ -	\$ -	\$ -	\$ -	\$ -	\$ -	\$ -	\$ -	\$ -	\$ -	\$ -
Signals, Safety Devices, & Street Lights	4	\$ -	\$ -	\$ -	\$ -	\$ -	\$ -	\$ -	\$ -	\$ -	\$ -	\$ -	\$ -	\$ -	\$ -
Pedestrian Ways & Bikepaths	5	\$ -	\$ -	\$ -	\$ -	\$ -	\$ -	\$ -	\$ -	\$ -	\$ -	\$ -	\$ -	\$ -	\$ -
Storm Drains	6	\$ -	\$ -	\$ -	\$ -	\$ -	\$ -	\$ -	\$ -	\$ -	\$ -	\$ -	\$ -	\$ -	\$ -
Storm Damage	7	\$ -	\$ -	\$ -	\$ -	\$ -	\$ -	\$ -	\$ -	\$ -	\$ -	\$ -	\$ -	\$ -	\$ -
<b>Total Construction<sup>1</sup></b>	8	\$ -	\$ -	\$ -	\$ -	\$ -	\$ -	\$ -	\$ -	\$ -	\$ -	\$ -	\$ -	\$ -	\$ -
Right of Way Acquisition	9	\$ -	\$ -	\$ -	\$ -	\$ -	\$ -	\$ -	\$ -	\$ -	\$ -	\$ -	\$ -	\$ -	\$ -
<b>Total Construction &amp; Right-of-Way</b>	10	\$ -	\$ -	\$ -	\$ -	\$ -	\$ -	\$ -	\$ -	\$ -	\$ -	\$ -	\$ -	\$ -	\$ -
<b>Maintenance</b>															
Patching	11	\$ -	\$ -	\$ -	\$ -	\$ -	\$ -	\$ -	\$ -	\$ -	\$ -	\$ -	\$ -	\$ -	\$ -
Overlay & Sealing	12	\$ -	\$ -	\$ -	\$ -	\$ -	\$ -	\$ -	\$ -	\$ -	\$ -	\$ -	\$ -	\$ -	\$ -
Street Lights & Traffic Signals	13	\$ 672,664	\$ -	\$ -	\$ -	\$ -	\$ -	\$ 227,623	\$ 9,450	\$ -	\$ -	\$ -	\$ -	\$ 8,647	\$ 918,383
Storm Damage	14	\$ -	\$ -	\$ -	\$ -	\$ -	\$ -	\$ -	\$ -	\$ -	\$ -	\$ -	\$ -	\$ -	\$ -
Other Street Purpose Maintenance	15	\$ 2,527,249	\$ -	\$ -	\$ -	\$ -	\$ -	\$ 744,324	\$ -	\$ -	\$ -	\$ -	\$ -	\$ -	\$ 3,271,573
<b>Total Maintenance<sup>1</sup></b>	16	\$ 3,199,913	\$ -	\$ -	\$ -	\$ -	\$ -	\$ 971,947	\$ 9,450	\$ -	\$ -	\$ -	\$ -	\$ 8,647	\$ 4,189,956
<b>Other</b>	17		\$ -	\$ -	\$ -	\$ -	\$ -	\$ -	\$ -	\$ -	\$ -	\$ 17,674	\$ 2,743	\$ -	\$ 20,417
<b>GRAND TOTALS (Sum Lines 1, 10, 16, 17)</b>	18	\$ 3,559,334	\$ -	\$ -	\$ -	\$ -	\$ -	\$ 971,947	\$ 9,450	\$ -	\$ -	\$ 17,674	\$ 2,743	\$ 8,647	\$ 4,569,794
<b>Finance Director Confirmation</b>	19	Any California State Constitution Article XIX streets and road eligible expenditure may be "counted" in local jurisdictions' calculation of MOE if the activity is supported (funded) by a local jurisdictions' discretionary funds (e.g. general fund). The California State Controller also provides useful information on Article XIX and the Streets and Highways Code eligible expenditures in its "Guidelines Relating to Gas Tax Expenditures for Cities and Counties". I have reviewed and am aware of these guidelines and their applicability in calculating and reporting on Maintenance of Effort expenditures. Finance Director initial: <i>DLH</i>													

<sup>1</sup> Includes direct charges for staff time  
<sup>2</sup> Other M2 includes A-M, R,S,T,U,V, and W  
 + Transportation related only  
 \* Please provide a specific description

**Legend**

Project	Description
A-M	Freeway Projects
O	Regional Capacity Program (RCP)
P	Regional Traffic Signal Synchronization Program (RTSSP)
Q	Local Fair Share
R	High Frequency Metrolink Service
S	Transit Extensions to Metrolink
T	Convert Metrolink Station(s) to Regional Gateways that connect Orange County with High-Speed Rail Systems
U	Senior Mobility Program or Senior Non-Emergency Medical Program
V	Community Based Transit/Circulators
W	Safe Transit Stops
X	Environmental Cleanup Program (Water Quality)

**M2 Expenditure Report**  
**Fiscal Year Ended June 30, 2021**  
**Local Fair Share Project List**

PROJECT NAME	AMOUNT EXPENDED
Fairmont At Mustang Fields	\$ 61,034.80
Street/Pavement Maintenance Program	\$ 719,274.50
Traffic Calming	\$ 161,351.31
Traffic Signal Timing	\$ 23,333.40
Yorba Linda Widening - La Palma to SR91	\$ 16,402.50
	\$ 981,396.51

**M2 Expenditure Report  
Fiscal Year Ended June 30, 2021**

I hereby certify that:

- All the information attached herein and included in schedules 1 through 4 is true and accurate to the best of my knowledge;
- The interest earned on Net Revenues allocated pursuant to the Ordinance shall be expended only for those purposes for which the Net Revenues were allocated;
- The City of Yorba Linda is aware of the State Controller's "Guidelines Relating to Gas Tax Expenditures for Cities and Counties", which is a guide for determining MOE Expenditures for M2 Eligibility purposes;
- The City of Yorba Linda's Expenditure Report is in compliance with direction provided in the State Controller's "Guidelines Relating to Gas Tax Expenditures for Cities and Counties;" and
- The City of Yorba Linda has expended in this fiscal year an amount of local discretionary funds for streets and roads purposes at least equal to one of the maintenance of effort requirements below<sup>10</sup>:
  - A) The City met the existing FY 2020-21 MOE benchmark dollar amount.
  - B) The City met a proportional MOE benchmark amount of FY 2020-21 General Funds Revenues that is at least equal to the percent listed in column C of Exhibit 2 in the M2 Eligibility Guidelines.

DIANNA HONEYWELL

\_\_\_\_\_  
Director of Finance (Print Name)

12/22/21  
Date

Dianna Honeywell  
Signature

<sup>10</sup> An actual General Fund Revenue excerpt from a jurisdiction's Comprehensive Annual Finance Report (CAFR) must be provided as backup documentation.

**RESOLUTION NO. 2021-5771**

**A RESOLUTION OF THE CITY COUNCIL OF THE CITY OF YORBA LINDA, CALIFORNIA CONCERNING THE MEASURE M2 (M2) EXPENDITURE REPORT FOR THE CITY OF YORBA LINDA.**

**WHEREAS**, local jurisdictions are required to meet eligibility requirements and submit eligibility verification packages to Orange County Transportation Authority (OCTA) in order to remain eligible to receive M2 funds; and

**WHEREAS**, local jurisdictions are required to adopt an annual M2 Expenditure Report as part of one of the eligibility requirements; and

**WHEREAS**, local jurisdictions are required to account for Net Revenues, developer/traffic impact fees, and funds expended by local jurisdiction in the Expenditure Report that satisfy the Maintenance of Effort requirements; and

**WHEREAS**, the M2 Expenditure Report shall include all Net Revenue fund balances, interest earned and expenditures identified by type and program or project; and

**WHEREAS**, the M2 Expenditure Report must be adopted and submitted to the OCTA each year within six months of the end of the local jurisdiction's fiscal year to be eligible to receive Net Revenues as part of M2.

**NOW, THEREFORE, BE IT RESOLVED** that the City Council of the City of Yorba Linda does hereby inform OCTA that:

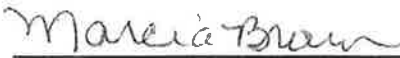
- a) The M2 Expenditure Report is in conformance with the template provided in the Measure M2 Eligibility Guidelines and accounts for Net Revenues including interest earned, expenditures during the fiscal year and balances at the end of fiscal year.
- b) The M2 Expenditure Report is hereby adopted by the City of Yorba Linda.
- c) The City of Yorba Linda Finance Director is hereby authorized to sign and submit the M2 Expenditure Report to OCTA for the fiscal year ending June 30, 2021.

**PASSED, APPROVED AND ADOPTED** by the City Council of the City of Yorba Linda, California on the 7th day of December 2021.

*[Signatures on next page]*

  
\_\_\_\_\_  
MAYOR  
CITY OF YORBA LINDA

ATTEST:

  
\_\_\_\_\_  
MARCIA BROWN, CITY CLERK  
CITY OF YORBA LINDA

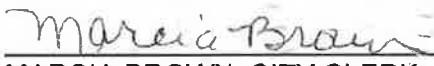
APPROVED AS TO FORM:  
RUTAN & TUCKER, LLP

  
\_\_\_\_\_  
CITY ATTORNEY

STATE OF CALIFORNIA    )  
  ) **ss.**  
COUNTY OF ORANGE    )

I, **MARCIA BROWN**, City Clerk of the City of Yorba Linda, California, DO  
HEREBY CERTIFY that the foregoing Resolution was adopted at a regular meeting of  
the City of Yorba held on 7th day of December 2021, and was carried by the following  
roll call vote:

AYES:            COUNCIL MEMBERS: Campbell, Haney, Hernandez, Huang, Rodriguez  
NOES:            COUNCIL MEMBERS: None  
ABSENT:         COUNCIL MEMBERS: None

  
\_\_\_\_\_  
MARCIA BROWN, CITY CLERK  
CITY OF YORBA LINDA

# **AER Review Checklist**



**Instructions:** Please review the AER Subcommittee meeting materials and mark the checkboxes below to confirm if each agency has: 1) submitted an Expenditure Report for this fiscal year; 2) submitted a signed resolution adopting the Expenditure Report for this fiscal year, and 3) reported Maintenance of Effort (MOE) actual expenditures. Note: this category has been pre-checked due to modified FY 2020-21 MOE requirements. Please also confirm that you have 4) received and reviewed the materials for each agency and sign your name at the bottom of this page.

Agency	1) Expenditure Report	2) Approved Resolution	3) MOE Benchmark*	4) Received and Reviewed
Aliso Viejo	<input type="checkbox"/>	<input type="checkbox"/>	<input checked="" type="checkbox"/>	<input type="checkbox"/>
Anaheim	<input type="checkbox"/>	<input type="checkbox"/>	<input checked="" type="checkbox"/>	<input type="checkbox"/>
Brea	<input type="checkbox"/>	<input type="checkbox"/>	<input checked="" type="checkbox"/>	<input type="checkbox"/>
Buena Park	<input type="checkbox"/>	<input type="checkbox"/>	<input checked="" type="checkbox"/>	<input type="checkbox"/>
Costa Mesa	<input type="checkbox"/>	<input type="checkbox"/>	<input checked="" type="checkbox"/>	<input type="checkbox"/>
County of Orange	<input type="checkbox"/>	<input type="checkbox"/>	<input checked="" type="checkbox"/>	<input type="checkbox"/>
Cypress	<input type="checkbox"/>	<input type="checkbox"/>	<input checked="" type="checkbox"/>	<input type="checkbox"/>
Dana Point	<input type="checkbox"/>	<input type="checkbox"/>	<input checked="" type="checkbox"/>	<input type="checkbox"/>
Fountain Valley	<input type="checkbox"/>	<input type="checkbox"/>	<input checked="" type="checkbox"/>	<input type="checkbox"/>
Fullerton	<input type="checkbox"/>	<input type="checkbox"/>	<input checked="" type="checkbox"/>	<input type="checkbox"/>
Garden Grove	<input type="checkbox"/>	<input type="checkbox"/>	<input checked="" type="checkbox"/>	<input type="checkbox"/>
Huntington Beach	<input type="checkbox"/>	<input type="checkbox"/>	<input checked="" type="checkbox"/>	<input type="checkbox"/>
Irvine	<input type="checkbox"/>	<input type="checkbox"/>	<input checked="" type="checkbox"/>	<input type="checkbox"/>
La Habra	<input type="checkbox"/>	<input type="checkbox"/>	<input checked="" type="checkbox"/>	<input type="checkbox"/>
La Palma	<input type="checkbox"/>	<input type="checkbox"/>	<input checked="" type="checkbox"/>	<input type="checkbox"/>
Laguna Beach	<input type="checkbox"/>	<input type="checkbox"/>	<input checked="" type="checkbox"/>	<input type="checkbox"/>
Laguna Hills	<input type="checkbox"/>	<input type="checkbox"/>	<input checked="" type="checkbox"/>	<input type="checkbox"/>
Laguna Niguel	<input type="checkbox"/>	<input type="checkbox"/>	<input checked="" type="checkbox"/>	<input type="checkbox"/>
Laguna Woods	<input type="checkbox"/>	<input type="checkbox"/>	<input checked="" type="checkbox"/>	<input type="checkbox"/>
Lake Forest	<input type="checkbox"/>	<input type="checkbox"/>	<input checked="" type="checkbox"/>	<input type="checkbox"/>
Los Alamitos	<input type="checkbox"/>	<input type="checkbox"/>	<input checked="" type="checkbox"/>	<input type="checkbox"/>
Mission Viejo	<input type="checkbox"/>	<input type="checkbox"/>	<input checked="" type="checkbox"/>	<input type="checkbox"/>
Newport Beach	<input type="checkbox"/>	<input type="checkbox"/>	<input checked="" type="checkbox"/>	<input type="checkbox"/>
Orange	<input type="checkbox"/>	<input type="checkbox"/>	<input checked="" type="checkbox"/>	<input type="checkbox"/>
Placentia	<input type="checkbox"/>	<input type="checkbox"/>	<input checked="" type="checkbox"/>	<input type="checkbox"/>
Rancho Santa Margarita	<input type="checkbox"/>	<input type="checkbox"/>	<input checked="" type="checkbox"/>	<input type="checkbox"/>
San Clemente	<input type="checkbox"/>	<input type="checkbox"/>	<input checked="" type="checkbox"/>	<input type="checkbox"/>
San Juan Capistrano	<input type="checkbox"/>	<input type="checkbox"/>	<input checked="" type="checkbox"/>	<input type="checkbox"/>
Santa Ana	<input type="checkbox"/>	<input type="checkbox"/>	<input checked="" type="checkbox"/>	<input type="checkbox"/>
Seal Beach	<input type="checkbox"/>	<input type="checkbox"/>	<input checked="" type="checkbox"/>	<input type="checkbox"/>
Stanton	<input type="checkbox"/>	<input type="checkbox"/>	<input checked="" type="checkbox"/>	<input type="checkbox"/>
Tustin	<input type="checkbox"/>	<input type="checkbox"/>	<input checked="" type="checkbox"/>	<input type="checkbox"/>
Villa Park	<input type="checkbox"/>	<input type="checkbox"/>	<input checked="" type="checkbox"/>	<input type="checkbox"/>
Westminster	<input type="checkbox"/>	<input type="checkbox"/>	<input checked="" type="checkbox"/>	<input type="checkbox"/>
Yorba Linda	<input type="checkbox"/>	<input type="checkbox"/>	<input checked="" type="checkbox"/>	<input type="checkbox"/>

To the best of my knowledge, the information above is correct.

\_\_\_\_\_  
Name

\_\_\_\_\_  
Signature

\_\_\_\_\_  
Date

**Maintenance of Effort (MOE) Benchmark vs Actuals**

Agency	(A) Benchmark	(B) FY 2018-19 GFR	(C) MOE Benchmark as a % of GFR	(D) MOE Benchmark Proportional Total (D = B x C)	(E) Actual <sup>1</sup>
Aliso Viejo <sup>2</sup>	\$ 538,604	\$ 17,662,581	2.66%	\$ 469,825	\$ 491,886
Anaheim <sup>2</sup>	\$11,725,957	\$354,290,000	2.84%	\$10,061,836	\$11,489,239
Brea	\$ 838,243	\$ 65,445,918	1.28%	N/A	\$ 1,361,501
Buena Park	\$ 4,206,464	\$ 70,242,813	5.99%	N/A	\$ 4,651,993
Costa Mesa	\$ 8,607,340	\$143,753,298	5.99%	N/A	\$ 9,453,987
County of Orange	N/A	N/A	N/A	N/A	N/A
Cypress <sup>2</sup>	\$ 3,607,878	\$ 33,282,171	9.83%	\$ 3,271,637	\$ 3,388,470
Dana Point	\$ 1,510,094	\$ 41,545,825	3.63%	N/A	\$ 5,270,041
Fountain Valley	\$ 1,564,638	\$ 61,380,673	2.55%	N/A	\$ 2,601,157
Fullerton	\$ 4,413,567	\$100,526,519	4.39%	N/A	\$ 4,567,615
Garden Grove	\$ 3,938,473	\$129,838,910	3.03%	N/A	\$ 6,167,778
Huntington Beach	\$ 5,921,206	\$236,631,000	2.50%	N/A	\$ 9,226,961
Irvine	\$ 8,001,915	\$221,961,000	3.61%	N/A	\$19,587,695
La Habra	\$ 1,737,300	\$ 48,583,838	3.58%	N/A	\$ 1,826,209
La Palma	\$ 201,688	\$ 12,057,831	1.67%	N/A	\$ 511,943
Laguna Beach	\$ 1,806,353	\$ 88,020,317	2.05%	N/A	\$ 6,063,343
Laguna Hills	\$ 331,579	\$ 22,047,533	1.50%	N/A	\$ 1,496,608
Laguna Niguel	\$ 908,566	\$ 43,809,474	2.07%	N/A	\$ 1,619,289
Laguna Woods	\$ 104,578	\$ 6,351,788	1.65%	N/A	\$ 104,578
Lake Forest	\$ 226,678	\$ 54,795,849	0.41%	N/A	\$ 767,429
Los Alamitos	\$ 182,250	\$ 14,165,860	1.29%	N/A	\$ 583,804
Mission Viejo	\$ 2,864,895	\$ 63,356,854	4.52%	N/A	\$ 4,801,094
Newport Beach	\$12,547,102	\$229,812,594	5.46%	N/A	\$17,776,641
Orange	\$ 3,392,885	\$124,241,260	2.73%	N/A	\$ 3,561,178
Placentia	\$ 770,006	\$ 35,796,833	2.15%	N/A	\$ 2,966,730
Rancho Santa Margarita	\$ 428,337	\$ 19,137,375	2.24%	N/A	\$ 463,337
San Clemente	\$ 1,316,842	\$ 65,789,926	2.00%	N/A	\$ 4,251,569
San Juan Capistrano	\$ 492,518	\$ 36,522,274	1.35%	N/A	\$ 2,549,846
Santa Ana	\$ 9,040,904	\$275,532,227	3.28%	N/A	\$12,162,887
Seal Beach	\$ 642,598	\$ 35,500,962	1.81%	N/A	\$ 1,494,552
Stanton	\$ 285,869	\$ 23,951,047	1.19%	N/A	\$ 299,095
Tustin	\$ 1,697,045	\$ 67,924,240	2.50%	N/A	\$ 4,005,213
Villa Park*	\$ 360,429	\$ 3,722,258	9.68%	N/A	\$ 1,384,620
Westminster	\$ 1,805,546	\$ 66,489,760	2.72%	N/A	\$ 3,513,131
Yorba Linda	\$ 2,608,191	\$ 38,335,027	6.80%	N/A	\$ 3,559,334

\* Final CAFR has not been published. Draft CAFR provided by City of Villa Park on April 12, 2020 has been used.

<sup>1</sup>For FY 2021-22, the MOE requirement was modified due to the financial impacts of the COVID-19 pandemic. Local jurisdictions can meet either 1) the traditional MOE benchmark dollar amount (shown in column A); or 2) an MOE target that is based on the percentage of the MOE benchmark value of GFRs (see column B).

<sup>2</sup>Local jurisdiction met the MOE requirement based on the percentage of the MOE benchmark value of GFRs (Column D).