

Measure M2 Quarterly Progress Report April 2023 through June 2023



M2 Quarterly Report Overview



Highlights the successes and challenges of M2 Program activities



Reports progress on the Next 10 Plan deliverables



Provides budget and schedule information



Includes revenue and expenditure actuals, in addition to local allocations



ENVIRONMENTAL



A total of 5% of OC Go Freeway Program funds is allocated to the Freeway Environmental Mitigation Program



A total of 2% of the overall OC Go Program funds is allocated to the Environmental Cleanup Program

30 projects/project segments

- 13 completed
- 5 in construction
- 8 in final design
- 4 in various stages of development

738,000 Freeway Service Patrol motorist assists and lane clearances



4th Quarter Highlights:

- ✓ I-5 (El Toro Road Interchange) – Approved consultant for public outreach support
- ✓ SR-91 (SR-55 to Lakeview Avenue) – Approved consultant for construction management support
- ✓ I-405 (SR-73 to I-605) – Warner Avenue complete and open to public
- ✓ I-605 (Katella Avenue Interchange) – Approved consultant for public outreach services

I-5 – Interstate 5
I-405 – Interstate 405
I-605 – Interstate 605
SR-55 – State Route 55
SR-73 – State Route 73
SR-91 – State Route 91

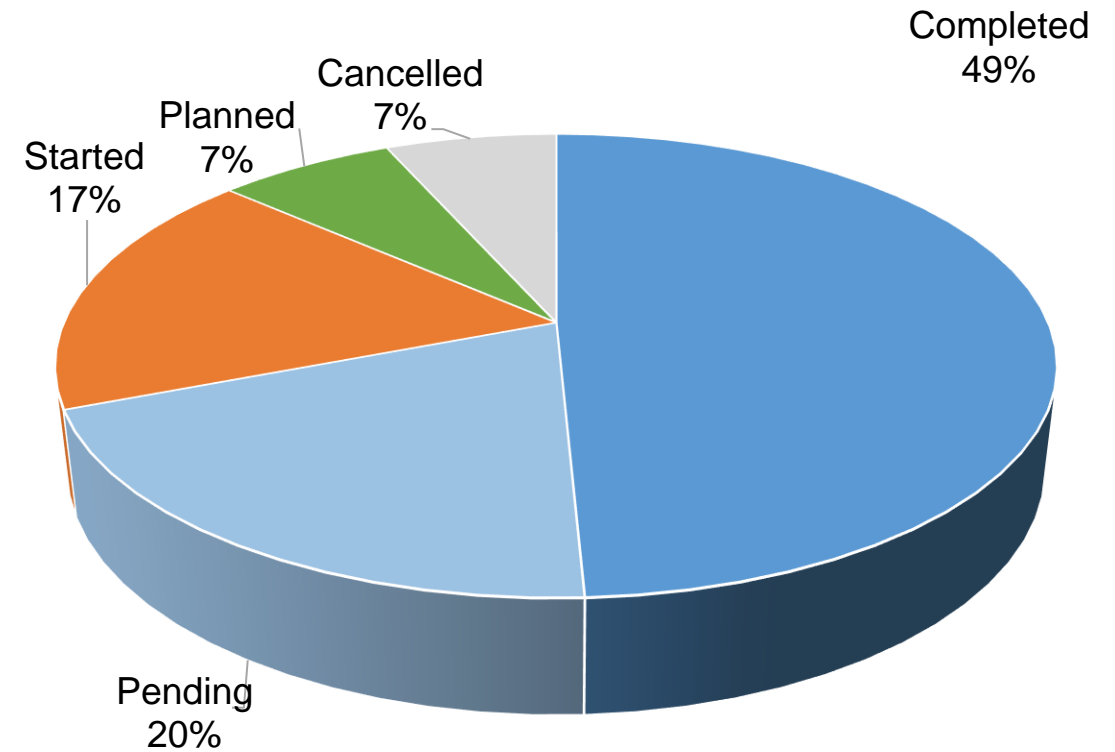
More than \$1.1 billion provided to local jurisdictions to date:

- More than \$660 million in flexible funding
- 161 street capacity improvement projects
- 128 signal synchronization projects

4th Quarter Highlights:

- ✓ Approved recommendations for the 13th call for projects

Measure M2 Streets and Roads Program Status



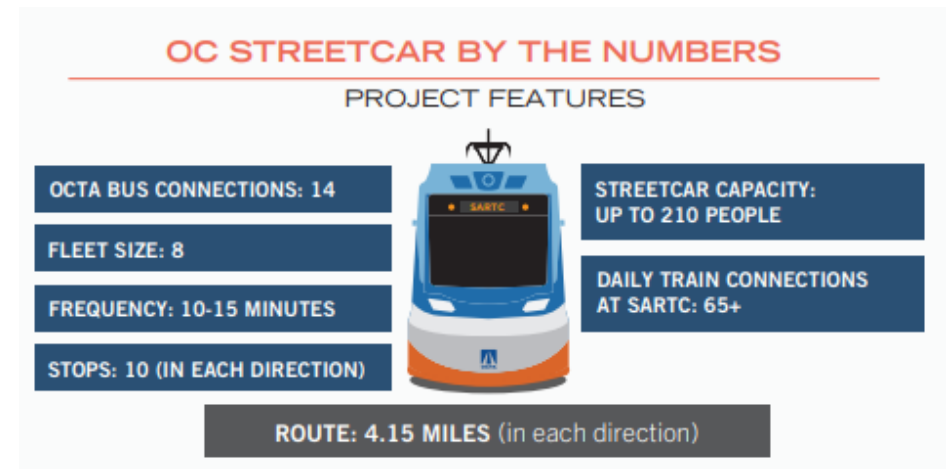
M2 Transit Program

- Metrolink service, station, track and grade crossing safety improvements
- OC Streetcar underway
- 22 community-based circulators
- \$120.1 million allocated to expand mobility choices for seniors and persons with disabilities
- 112 transit stop enhancements



4th Quarter Highlights:

- ✓ OC Streetcar Updates
- ✓ City of Placentia SMP Guideline Exception



Environmental Cleanup Program (ECP)

- Over \$57.2 million allocated for 219 water quality projects
 - ✓ 60 million gallons of trash captured

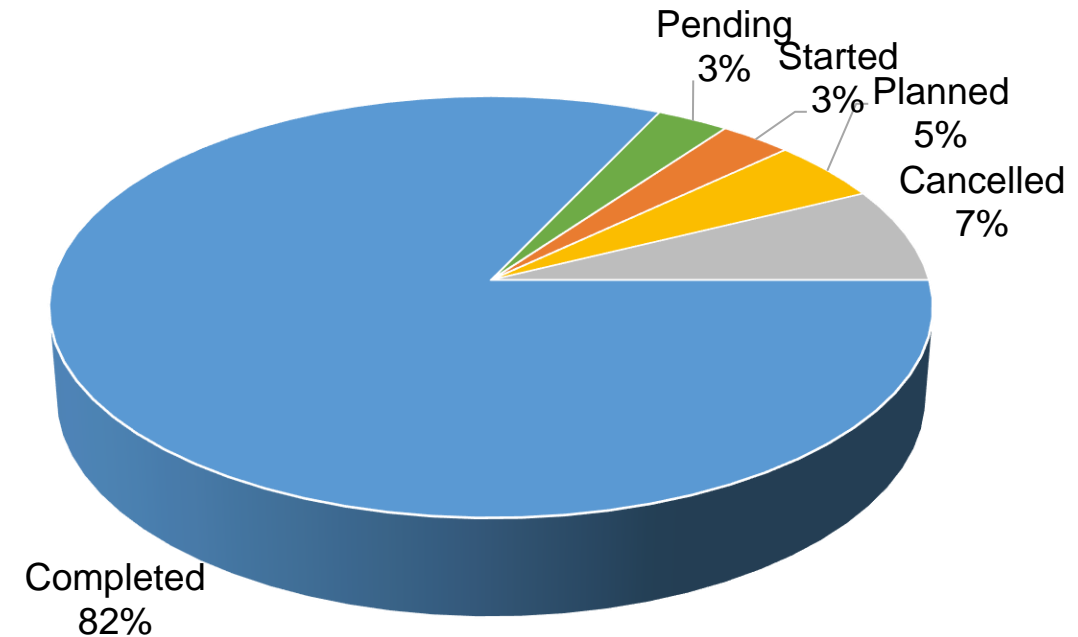
Freeway Environmental Mitigation Program

- Preserved 1,300 acres of open space and restored nearly 350 acres of habitat
- Streamlined biological and water quality permitting for freeway projects
- Established endowment to protect mitigation properties

4th Quarter Highlights:

- ✓ ECP – 13th Tier 1 call for projects applications reviewed

Measure M2 Environmental Cleanup Program Status



Monitor M2 Program Risks and Challenges

- Market Conditions
- Sales Tax Revenue/Next 10 Delivery Plan
- Metrolink
 - Operational sustainability
 - Track and slope stabilization



- Status of Next 10 Delivery Plan progress
- Success and challenges of M2 implementation
- Comprehensive resource for information on all aspects of M2 Transportation Investment Plan
- Transparent and fulfills Ordinance No. 3 requirements
- Available to the public via the OCTA website:
[https://www.octa.net/About-OC-Go/OC-Go-\(2011-2041\)/Documents-and-Reports/](https://www.octa.net/About-OC-Go/OC-Go-(2011-2041)/Documents-and-Reports/)

