


2000 TRAFFIC FLOW

Orange County, California


LEGEND

THOUSANDS OF VEHICLES PER DAY

ARTERIAL HIGHWAYS




FREEWAYS



VOLUME SCALE: 1" = 300,000 VEHICLES/DAY

This map has been compiled by the Orange County Transportation Authority from input provided by local jurisdictions and agencies. Not all agencies perform traffic counts on an annual cycle. The following Orange County cities and agencies submitted updated counts for 2000: Anaheim, Brea, Costa Mesa, Dana Point, Fullerton, Garden Grove, Huntington Beach, Irvine, La Habra, Laguna Beach, Laguna Niguel, Mission Viejo, Newport Beach, San Clemente, San Juan Capistrano, Yorba Linda and Caltrans. The remaining cities did not provide updated traffic counts for year 2000; values displayed represent volumes submitted by those jurisdictions for previous years. Caltrans freeway volumes have been adjusted to reflect a 5-day (weekday) volume count. Questions regarding the volumes should be submitted to the responsible jurisdiction.



July 25, 2001

